

# Aegon HSBC Life Islamic Global Equity Index (ARC)

## Fund information

Fund provider	Aegon/Scottish Equitable plc
Fund launch date	11 Nov 2011
Benchmark	Dow Jones Islamic Market Titans 100
Fund charge*	0.36%
Aegon fund size	£36.18m
ABI sector	ABI Global Equities
Fund type	Pension
ISIN	GB00B3RGT719
SEDOL	B3RGT71
Aegon mnemonic	ZFC
CitiCode	00HX

\*This is on top of any product or adviser charge you pay and includes a fixed management fee plus expenses that vary with the day to day costs of running the fund. Expenses can include costs paid by Aegon to third parties. The fund charges may differ for Retireadly (RR) or Aegon One Retirement (AOR).

## About fund performance

Investors should always consider performance in relation to the objective of the fund and over periods of at least five years. If a fund has risen in value, it doesn't mean it is meeting its objective – especially if the fund is aiming to outperform a particular benchmark or meet a risk target. The same applies if the fund has fallen in value.

## Our risk rating



Above average risk funds typically invest in one single investment type or geographical region, for example regional equities (shares) or global bonds. This means that investors are completely exposed to the performance of that single investment type or region. These funds could experience lengthy periods where their value goes down depending on market conditions. However, these funds can also rise in value quite significantly and have historically provided good long-term growth. Because of their narrow investment focus, they're better suited to investors with at least five years to invest and to use in combination with other funds as part of a diversified portfolio.

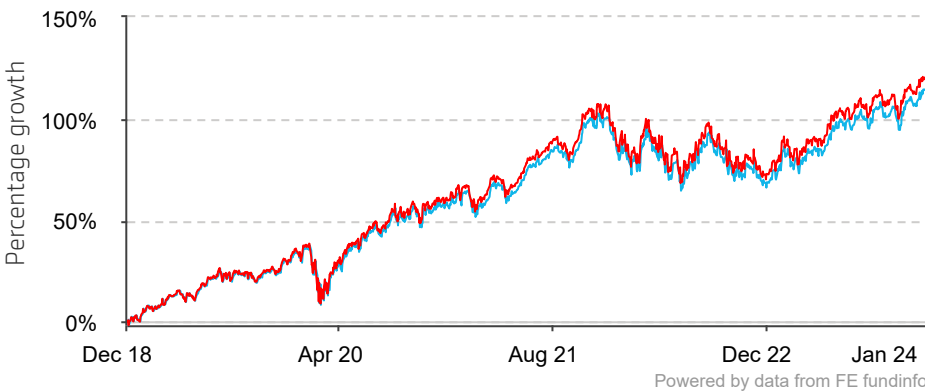
## Fund objective

This fund aims to achieve long-term capital growth by investing in the shares of the largest 100 companies engaged in Sharia-compliant activities around the world. The fund aims to track the performance of the Dow Jones Islamic Titans 100 Index by investing in the companies that make up that index, in the same proportions. Please note: Although this fund invests in companies engaged in Sharia compliant activities, the Aegon product you invest in may not meet all the requirements for Sharia compliance. For more information please view your individual policy terms & conditions.

## Fund performance

The following graph and tables show the performance of the fund over various time periods compared to the fund's benchmark (if there is one). All performance information is as at 31 Dec 2023 unless otherwise stated.

In the graph, performance is shown since launch if the fund is less than five years old.



- Aegon HSBC Life Islamic Global Equity Index (ARC)
- Dow Jones Islamic Market Titans 100

	1yr	3yrs	5yrs	10yrs
Fund	26.8%	10.8%	16.4%	14.1%
Benchmark	27.5%	11.3%	17.1%	14.8%
Sector quartile	1	1	1	1

	Dec 22 to Dec 23	Dec 21 to Dec 22	Dec 20 to Dec 21	Dec 19 to Dec 20	Dec 18 to Dec 19
Fund	26.8%	-15.8%	27.2%	22.5%	28.6%
Benchmark	27.5%	-15.2%	27.4%	24.5%	28.3%
Sector quartile	1	4	1	1	1

Source: FE fundinfo. The performance information has been calculated in pounds on a bid-to-bid basis and is net of charges with gross income reinvested. Performance for periods over a year is annualised (% per year). Past performance is not a reliable guide to future performance. The value of an investment can fall as well as rise and is not guaranteed. Investors could get back less than they invested.

# Aegon HSBC Life Islamic Global Equity Index (ARC)

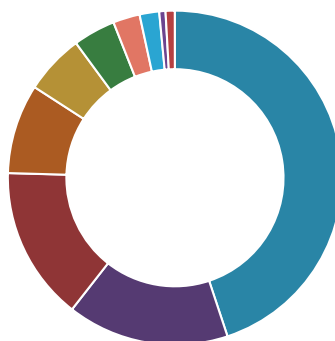
## Underlying fund

Fund mgmt group	HSBC Islamic Funds
Fund name	Global Equity Index
Launch date	17 Apr 2000
Fund size	\$1,081.63m as at 28 Sep 2023
Sedol code:	BMVDH00
ISIN	LU2092164776
Crown rating	N/A

## Fund manager information

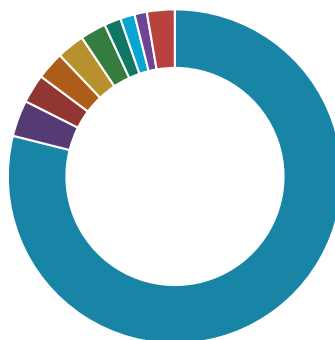
Fund manager	HSBC Index and Systematic Eq. Portfolio Mgmt. Team
Start date	30 Jun 2016

## Sector breakdown as at 30 Nov 2023



Name	Weight
Technology	45.0%
Health Care	15.7%
Consumer Discretionary	14.9%
Industrials	8.7%
Consumer Staples	5.8%
Energy	4.1%
Basic Materials	2.6%
Telecommunications	1.9%
Financials	0.6%
Other	0.9%
<b>Total</b>	<b>100.2%</b>

## Geographic breakdown as at 30 Nov 2023



Name	Weight
United States	79.0%
Switzerland	3.5%
Other Locations	2.8%
Mainland China	2.7%
United Kingdom	2.7%
Japan	2.5%
France	1.6%
Australia	1.4%
Taiwan	1.2%
Other	2.7%
<b>Total</b>	<b>100.1%</b>

## Top holdings as at 30 Nov 2023

Holding	%
Microsoft Corp	8.7%
Apple Inc	8.0%
Alphabet Inc	6.3%
Amazon.com Inc	5.7%
NVIDIA Corp	5.0%
Meta Platforms Inc	3.1%
Tesla Inc	2.9%
Eli Lilly & Co	2.0%
Exxon Mobil Corp	1.8%
Visa Inc	1.8%
<b>Total</b>	<b>45.3%</b>

Total number of holdings: 100

Source of fund breakdown and holdings: Fund mgmt group

# Aegon HSBC Life Islamic Global Equity Index (ARC)

---

## Risks specific to this fund

There is no guarantee the fund will meet its objective. The value of an investment can fall as well as rise and investors could get back less than they originally invested. All funds carry a level of risk and the information below outlines the key risks for this fund.

---

**Currency risk** - this fund invests overseas so its value will go up and down in line with changes in currency exchange rates. This could be good for the fund or bad, particularly if exchange rates are volatile.

---

**Third party risk** - in the event that the underlying investments which the fund invests in suspend trading, Aegon may defer trading and/or payment to investors. The value ultimately payable will depend on the amount Aegon receives or expects to receive from the underlying investments.

---

**Investment restrictions** - this fund is restricted in what it can invest in either to one country e.g. UK or to a certain type of company e.g. ethical/socially responsible, smaller or technology-based, which increases the risk to the fund if market conditions don't favour that country or type of company.

---

**Benchmark disclaimer** - the "Dow Jones Islamic Market Titans 100" is a product of S&P Dow Jones Indices LLC, a division of S&P Global, or its affiliates ("SPDJI") and has been licensed for use by Scottish Equitable plc. Standard & Poor's® and S&P® are registered trademarks of Standard & Poor's Financial Services LLC, a division of S&P Global ("S&P"); Dow Jones® is a registered trademark of Dow Jones Trademark Holdings LLC ("Dow Jones"); Aegon are trademarks of the Scottish Equitable plc. and these trademarks have been licensed for use by SPDJI and sublicensed for certain purposes by [Licensee]. Aegon HSBC Life Islamic Global Equity Index (ARC) fund is not sponsored, endorsed, sold or promoted by SPDJI, Dow Jones, S&P, their respective affiliates, or Scottish Equitable plc. and none of such parties make any representation regarding the advisability of investing in such product(s) nor do they have any liability for any errors, omissions, or interruptions of the Dow Jones Islamic Market Titans 100.

---

