

# Scottish Equitable Fidelity American (ARC)

## Fund information

Fund provider	Aegon/Scottish Equitable plc
Fund launch date	11 Nov 2011
Benchmark	S&P 500
Fund charge*	0.81%
Aegon fund size	£4.04m
ABI sector	ABI North America Equities
Fund type	Pension
ISIN	GB00B41NRR16
SEDOL	B41NRR1
Aegon mnemonic	ZDU
CitiCode	00KZ

\*This is on top of any product or adviser charge you pay and includes a fixed management fee plus expenses that vary with the day to day costs of running the fund. Expenses can include costs paid by Aegon to third parties. The fund charges may differ for Retirement (RR) or Aegon One Retirement (AOR).

## About fund performance

Investors should always consider performance in relation to the objective of the fund and over periods of at least five years. If a fund has risen in value, it doesn't mean it is meeting its objective – especially if the fund is aiming to outperform a particular benchmark or meet a risk target. The same applies if the fund has fallen in value.

## Our risk rating



**Above-average risk**

Above average risk funds typically invest in one single investment type or geographical region, for example regional equities (shares) or global bonds. This means that investors are completely exposed to the performance of that single investment type or region. These funds could experience lengthy periods where their value goes down depending on market conditions. However, these funds can also rise in value quite significantly and have historically provided good long-term growth. Because of their narrow investment focus, they're better suited to investors with at least five years to invest and to use in combination with other funds as part of a diversified portfolio.

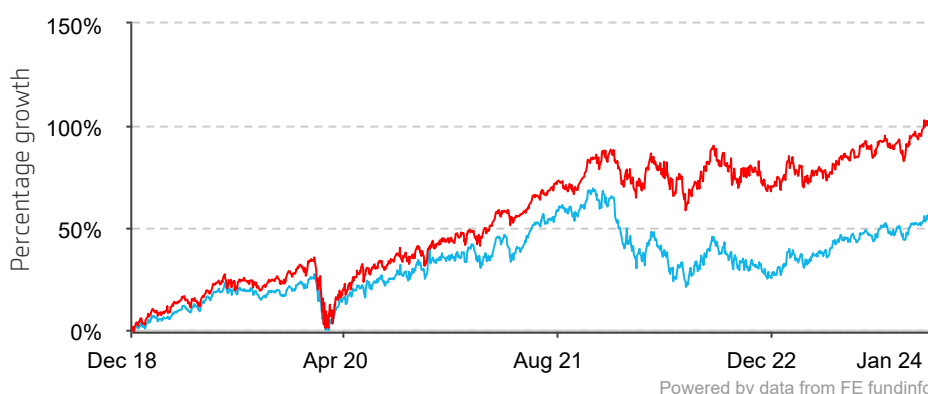
## Fund objective

This fund aims to achieve long-term capital growth over a period of five years or more by investing at least 70% in the shares of US companies. Derivatives may also be used for the purposes of efficient portfolio management (EPM) or for investment purposes.

## Fund performance

The following graph and tables show the performance of the fund over various time periods compared to the fund's benchmark (if there is one). All performance information is as at 31 Dec 2023 unless otherwise stated.

In the graph, performance is shown since launch if the fund is less than five years old.



■ Scottish Equitable Fidelity American (ARC)  
■ S&P 500

	1yr	3yrs	5yrs	10yrs
Fund	22.3%	4.9%	9.3%	10.4%
Benchmark	18.6%	12.1%	15.1%	14.4%
Sector quartile	1	4	4	4


  

	Dec 22 to Dec 23	Dec 21 to Dec 22	Dec 20 to Dec 21	Dec 19 to Dec 20	Dec 18 to Dec 19
Fund	22.3%	-22.7%	22.1%	13.6%	18.7%
Benchmark	18.6%	-8.2%	29.3%	14.1%	25.7%
Sector quartile	1	4	4	3	4

Source: FE fundinfo. The performance information has been calculated in pounds on a bid-to-bid basis and is net of charges with gross income reinvested. Performance for periods over a year is annualised (% per year). Past performance is not a reliable guide to future performance. The value of an investment can fall as well as rise and is not guaranteed. Investors could get back less than they invested.

# Scottish Equitable Fidelity American (ARC)

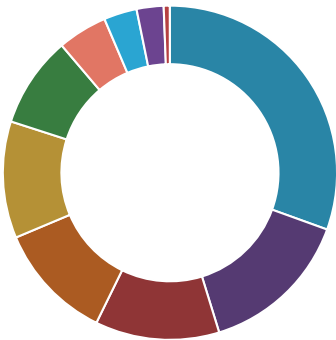
## Underlying fund

Fund mgmt group	Fidelity International (FIL Invst Svcs UK Ltd)
Fund name	American
Launch date	17 Dec 1979
Fund size	£849.56m as at 31 Dec 2023
Sedol code:	0386517
ISIN	GB0003865176
Crown rating	

## Fund manager information

Fund manager	Jon Guinness
Start date	01 Jun 2020
Fund manager	Sam Thomas
Start date	01 May 2021

## Sector breakdown as at 31 Dec 2023



Name	Weight
Information Technology	30.5%
Communications	14.7%
Financials	12.0%
Consumer Discretionary	11.4%
Health Care	11.3%
Industrials	8.8%
Materials	4.8%
Energy	3.2%
Consumer Staples	2.6%
Other	0.6%
Total	99.9%

## Top holdings as at 31 Dec 2023

Holding	%
MICROSOFT CORP	9.4%
AMAZON.COM INC	6.4%
ALPHABET INC	6.0%
APPLE INC	5.5%
MASTERCARD INC	3.4%
ACCENTURE PLC	3.2%
SALESFORCE INC	3.2%
BOSTON SCIENTIFIC CORP	3.2%
META PLATFORMS INC	3.0%
APPLIED MATERIALS INC	2.9%
Total	46.2%

Total number of holdings: 39

Source of fund breakdown and holdings: Fund mgmt group

# Scottish Equitable Fidelity American (ARC)

---

## Risks specific to this fund

There is no guarantee the fund will meet its objective. The value of an investment can fall as well as rise and investors could get back less than they originally invested. All funds carry a level of risk and the information below outlines the key risks for this fund.

---

**Currency risk** - this fund invests overseas so its value will go up and down in line with changes in currency exchange rates. This could be good for the fund or bad, particularly if exchange rates are volatile.

---

**Third party risk** - in the event that the underlying investments which the fund invests in suspend trading, Aegon may defer trading and/or payment to investors. The value ultimately payable will depend on the amount Aegon receives or expects to receive from the underlying investments.

---

**Investment restrictions** - this fund is restricted in what it can invest in either to one country e.g. UK or to a certain type of company e.g. ethical/socially responsible, smaller or technology-based, which increases the risk to the fund if market conditions don't favour that country or type of company.

---

**Concentration risk** - this fund invests in a smaller number of stocks (company shares) than most other, similar funds. This means there's a greater chance of loss if one or more of those stocks goes down in value.

---

**Derivative risk** - this fund will use derivatives in a number of ways to achieve its objectives. Holdings may add up to over 100% because derivatives offer a way to gain exposure to the returns of a specified equity or bond market without having to directly own it. These negative figures are not shown within the top holdings section. Derivatives allow a manager to buy or sell an investment at a specified future date for a specified price. However, this means the fund could be exposed to additional risks if the market moves up when the manager expected it to go down or vice versa.

---

**Benchmark disclaimer** - the "S&P 500" is a product of S&P Dow Jones Indices LLC, a division of S&P Global, or its affiliates ("SPDJI") and has been licensed for use by Scottish Equitable plc. Standard & Poor's® and S&P® are registered trademarks of Standard & Poor's Financial Services LLC, a division of S&P Global ("S&P"); Dow Jones® is a registered trademark of Dow Jones Trademark Holdings LLC ("Dow Jones"); Aegon are trademarks of the Scottish Equitable plc. and these trademarks have been licensed for use by SPDJI and sublicensed for certain purposes by [Licensee]. Scottish Equitable Fidelity American (ARC) fund is not sponsored, endorsed, sold or promoted by SPDJI, Dow Jones, S&P, their respective affiliates, or Scottish Equitable plc. and none of such parties make any representation regarding the advisability of investing in such product(s) nor do they have any liability for any errors, omissions, or interruptions of the S&P 500.

---

