

Scottish Equitable Lazard European Smaller Companies (ARC)

Fund information

Fund provider	Aegon/Scottish Equitable plc
Fund launch date	11 Nov 2011
Benchmark	MSCI Europe Small Cap
Fund charge*	0.46%
Aegon fund size	£126.02m
ABI sector	ABI Europe including UK Equities
Fund type	Pension
ISIN	GB00B3NH7X00
SEDOL	B3NH7X0
Aegon mnemonic	ZGJ
CitiCode	00LO

*This is on top of any product or adviser charge you pay and includes a fixed management fee plus expenses that vary with the day to day costs of running the fund. Expenses can include costs paid by Aegon to third parties. The fund charges may differ for Retiree (RR) or Aegon One Retirement (AOR).

About fund performance

Investors should always consider performance in relation to the objective of the fund and over periods of at least five years. If a fund has risen in value, it doesn't mean it is meeting its objective – especially if the fund is aiming to outperform a particular benchmark or meet a risk target. The same applies if the fund has fallen in value.

Our risk rating



Above-average risk

Above average risk funds typically invest in one single investment type or geographical region, for example regional equities (shares) or global bonds. This means that investors are completely exposed to the performance of that single investment type or region. These funds could experience lengthy periods where their value goes down depending on market conditions. However, these funds can also rise in value quite significantly and have historically provided good long-term growth. Because of their narrow investment focus, they're better suited to investors with at least five years to invest and to use in combination with other funds as part of a diversified portfolio.

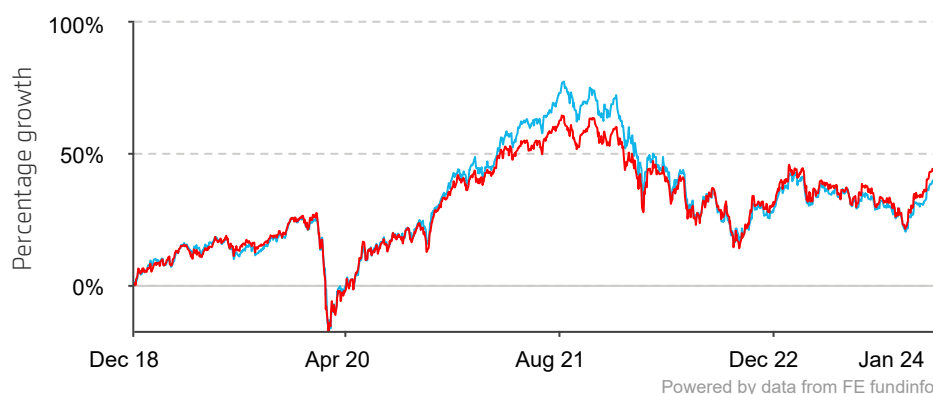
Fund objective

This fund aims to achieve capital growth, over at least five years, by investing a minimum of 70% of its value in equities (shares) and equity-related securities (namely, common and preferred stock, convertible securities, warrants and rights) of European smaller companies, being generally companies within the market capitalisation range of the MSCI Europe Small Cap Index. The fund may also invest in other collective investment schemes, cash and near cash, as well as the use of derivatives for the purpose of efficient portfolio management.

Fund performance

The following graph and tables show the performance of the fund over various time periods compared to the fund's benchmark (if there is one). All performance information is as at 31 Dec 2023 unless otherwise stated.

In the graph, performance is shown since launch if the fund is less than five years old.



- Scottish Equitable Lazard European Smaller Companies (ARC)
- MSCI Europe Small Cap


	1yr	3yrs	5yrs	10yrs
Fund	8.4%	-0.3%	6.9%	8.3%
Benchmark	10.1%	1.6%	7.5%	7.5%
Sector quartile	2	4	3	1

	Dec 22 to Dec 23	Dec 21 to Dec 22	Dec 20 to Dec 21	Dec 19 to Dec 20	Dec 18 to Dec 19
Fund	8.4%	-24.6%	21.3%	13.0%	24.8%
Benchmark	10.1%	-18.1%	16.1%	10.5%	24.1%
Sector quartile	2	3	1	2	1

Source: FE fundinfo. The performance information has been calculated in pounds on a bid-to-bid basis and is net of charges with gross income reinvested. Performance for periods over a year is annualised (% per year). Past performance is not a reliable guide to future performance. The value of an investment can fall as well as rise and is not guaranteed. Investors could get back less than they invested.

Scottish Equitable Lazard European Smaller Companies (ARC)

Underlying fund

Fund mgmt group	Lazard Fund Managers
Fund name	European Smaller Companies
Launch date	31 May 2000
Fund size	£163.51m as at 29 Dec 2023
Sedol code:	B10SJ92
ISIN	GB00B10SJ927
Crown rating	

Fund manager information

Fund manager	Edward Rosenfeld
Start date	01 Jan 2013

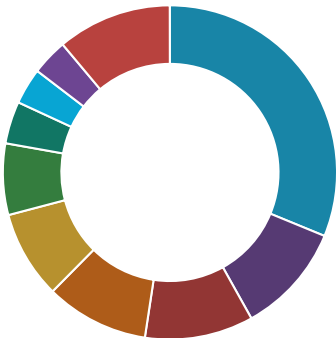
Edward Rosenfeld is a Portfolio Manager/Analyst on the Global, International, and European Small Cap Equity teams. He began working in the investment industry in 1996. Prior to joining Lazard in 2001, Edward was an analyst with J.P. Morgan. He has an MBA from the University of Chicago and a BA from Columbia College.

Sector breakdown as at 30 Nov 2023



Name	Weight
Industrials	25.0%
Financials	13.6%
Consumer Discretionary	12.3%
Health Care	8.9%
Real Estate	8.0%
Information Technology	7.8%
Materials	6.3%
Consumer Staples	6.1%
Energy	4.4%
Other	7.6%
Total	100.0%

Geographic breakdown as at 30 Nov 2023



Name	Weight
United Kingdom	31.2%
Italy	10.7%
Netherlands	10.5%
Germany	10.0%
France	8.5%
Sweden	6.9%
Austria	4.1%
Belgium	3.5%
Spain	3.5%
Other	11.1%
Total	100.0%

Top holdings as at 30 Nov 2023

Holding	%
BAWAG Group	3.2%
Italgas	2.4%
ASM International	2.1%
Bankinter	2.1%
Sirius Real Estate	2.1%
JOST Werke	2.0%
JTC	2.0%
CTP	1.9%
ConvaTec	1.7%
Kemira	1.7%
Total	21.2%

Total number of holdings: 81

Source of fund breakdown and holdings: Fund mgmt group

Scottish Equitable Lazard European Smaller Companies (ARC)

Risks specific to this fund

There is no guarantee the fund will meet its objective. The value of an investment can fall as well as rise and investors could get back less than they originally invested. All funds carry a level of risk and the information below outlines the key risks for this fund.

Currency risk - this fund invests overseas so its value will go up and down in line with changes in currency exchange rates. This could be good for the fund or bad, particularly if exchange rates are volatile.

Third party risk - in the event that the underlying investments which the fund invests in suspend trading, Aegon may defer trading and/or payment to investors. The value ultimately payable will depend on the amount Aegon receives or expects to receive from the underlying investments.

Investment restrictions - this fund is restricted in what it can invest in either to one country e.g. UK or to a certain type of company e.g. ethical/socially responsible, smaller or technology-based, which increases the risk to the fund if market conditions don't favour that country or type of company.

Derivative risk - this fund will use derivatives in a number of ways to achieve its objectives. Holdings may add up to over 100% because derivatives offer a way to gain exposure to the returns of a specified equity or bond market without having to directly own it. These negative figures are not shown within the top holdings section. Derivatives allow a manager to buy or sell an investment at a specified future date for a specified price. However, this means the fund could be exposed to additional risks if the market moves up when the manager expected it to go down or vice versa.

