

abrdn MyFolio Market V Fund

Platform 1 Acc GBP



31 March 2024

Objective

To generate growth over the long term (5 years or more) while being managed to a defined level of risk. The fund is part of the MyFolio Market range, which offers five funds with different expected combinations of investment risk and return. This fund is risk level V, which aims to be the highest risk fund in this range.

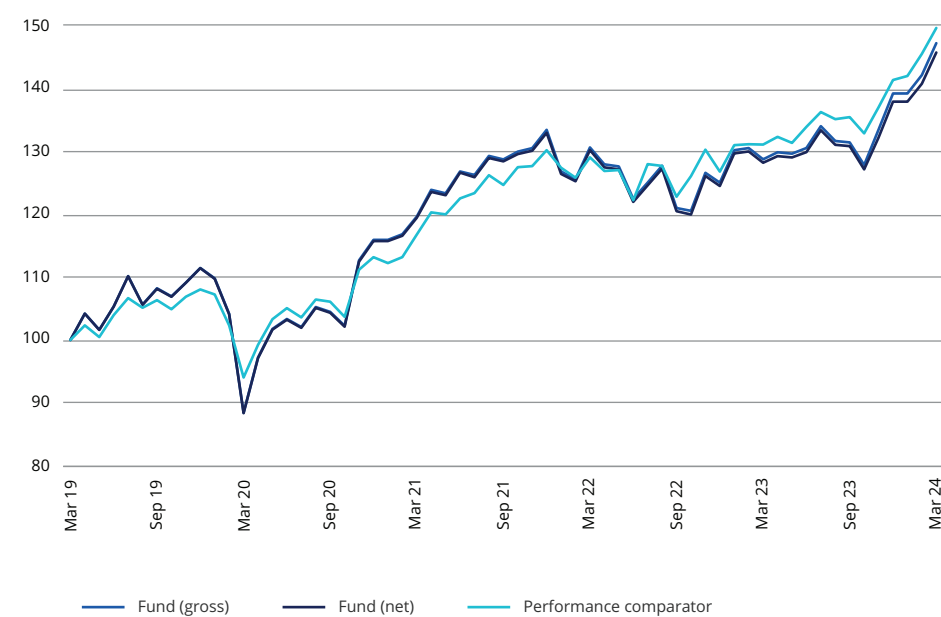
Risk Target: The defined level of risk referred to above that the management team is targeting is within the range of 70-110% of world stock markets (represented by the MSCI World Index), over 10 years. There is no certainty or promise that this target will be achieved. The Risk Target has been chosen as it represents a risk range which is appropriate for the fund.

Performance Comparator: For comparison purposes, investors can compare the fund's long term performance to a basket of assets (before charges) with a risk profile at the lower range of the Risk Target stated above (i.e. 70% of world stock markets), which is considered appropriate given the investment policy and Risk Target of the fund. This basket is composed 25% FTSE All-Share Index, 45% MSCI World ex UK Index and 30% SONIA Index.

Portfolio securities

- The fund will invest at least 60% in passively managed funds (which aim to replicate performance of a market index) and up to 40% in actively managed funds (which invest using manager discretion), including those managed by abrdn, to obtain broad exposure to a range of diversified investments.
- Typically, at least 80% of the fund will be invested in assets traditionally viewed as being higher risk such as equities (company shares), commercial property and emerging market bonds (which are like loans to companies or governments that pay a rate of interest, invested in regions including Eastern Europe, Asia, Africa, Latin America and the Middle East).
- The rest of the fund is invested in a selection of other assets. These will include assets such as cash, assets that can be turned into cash quickly, government bonds (which are like loans to governments which pay interest) and investment grade corporate bonds (which are like loans to companies that pay interest and are typically regarded as having a low default risk), and funds that use a combination of equities, bonds (which are like loans to companies or governments that pay interest) and derivatives.

Performance



Cumulative and annualised performance

	1 month	6 months	Year to date	1 year	3 years (p.a.)	5 years (p.a.)
Fund (gross) (%)	3.57	11.52	5.74	13.85	6.99	7.96
Fund (net) (%)	3.53	11.38	5.67	13.67	6.85	7.81
Performance comparator (%)	2.83	10.47	5.85	14.14	8.62	8.39

Discrete annual returns - year to 31/3

	2024	2023	2022	2021	2020
Fund (gross) (%)	13.85	-1.48	9.20	35.27	-11.46
Fund (net) (%)	13.67	-1.54	9.02	35.17	-11.65
Performance comparator (%)	14.14	1.57	10.52	24.17	-5.97

Performance Data: Share Class Platform 1 Acc GBP.

Benchmark history: Performance comparator – [25% FTSE All-Share, 45% MSCI World ex UK, 30% SONIA]

Source: abrdn (Fund & Benchmark) and Morningstar (Sector). Basis: Total Return, NAV to NAV, UK Net/Gross Income Reinvested.


“Fund (Net)” refers to the actual unit price performance of the shareclass shown; “Fund(Gross)” adds back charges such as the annual management charge to present performance on the same basis as the performance target / performance comparator / portfolio constraining benchmark. These figures do not include the initial charge; if this is paid it will reduce performance from that shown.

Past performance is not a guide to future returns and future returns are not guaranteed.

Key facts

Fund manager(s)	Justin Jones & Daniel Reynolds
Fund managers start date	01 May 2021
Fund launch date	09 September 2010
Share class launch date	23 April 2012
Authorised corporate director (ACD)	abrdn Fund Managers Limited
Fund size	£597.1m
Number of holdings	15
Performance comparator	[25% FTSE All-Share, 45% MSCI World ex UK, 30% SONIA]
Fund historic yield ¹	2.16%
Distribution frequency	Annual
Entry charge (up to) ²	0.00%
Annual management charge	0.08%
Ongoing charge figure ³	0.28%
Minimum initial investment	GBP 1,000,000
Fund type	OEIC
Valuation point	12:00 (UK time)
Base currency	GBP
Sedol	B3T5XZ2
ISIN	GB00B3T5XZ20
Bloomberg	SLMMRPA LN
Citicode	10EY
Domicile	United Kingdom

Risk and reward profile



This indicator reflects the volatility of the fund's share price. See the relevant UCITS Key Investor Information Document (KIID) or PRIIPs Key Information Document (KID) for details

Key risks

- The value of investments and the income from them can fall and investors may get back less than the amount invested.
- The fund invests in securities which are subject to the risk that the issuer may default on interest or capital payments.
- The fund price can go up or down daily for a variety of reasons including changes in interest rates, inflation expectations or the perceived credit quality of individual countries or securities.
- The fund invests in equity and equity related securities. These are sensitive to variations in the stock markets which can be volatile and change substantially in short periods of time.
- Emerging markets are countries generally considered to be relatively less developed or industrialized, and investments in emerging markets countries are subject to a magnification of the risks that apply to foreign investments. These risks are greater for securities of companies in emerging market countries because the countries may have less stable governments, more volatile currencies and less established markets.

Investor Services
0345 113 69 66

www.abrdn.com

Management process

- The management team use their discretion (active management) to select funds within each asset class and ensure that the strategic asset allocation (long-term proportions in each asset class) meets the fund's objectives.
- In addition, they will take tactical asset allocations (changing short term proportions in each asset class) with the aim of improving returns.
- Please note that the number contained in the fund name is not related to the SRRI contained in the Key Investor Information document (NURS-KII).

Top Ten Holdings

Legal & General UK Index Trust C Accumulation	14.2
Vanguard FTSE UK All Share Index Unit Trust	14.2
L&G US Index	13.4
ASI Asia Pacific ex Japan Equity Tracker	12.0
iShares Continental European Equity Index	10.9
abrdn American Equity Tracker Fund	10.4
Vanguard Emerging Markets Stock Index	7.2
Vanguard U.S. Equity Index Fund Institutional Plus GBP Acc	6.0
iShares Japan Equity Index	4.1
Legal & General Global Infrastructure Index Fund C Accumulation	2.4
Assets in top ten holdings	94.8

Source : abrdn 31/03/2024

Figures may not always sum to 100 due to rounding.

Composition by asset (%)

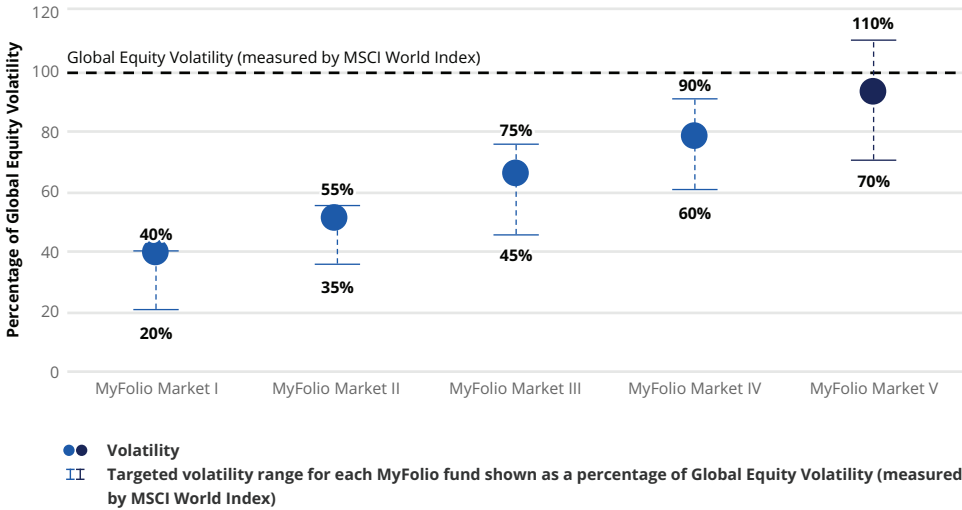
US Equities	29.7
UK Equities	28.3
Asia Pacific Equities	12.0
European Equities	10.9
Emerging Market Equities	7.2
Japan Equities	4.1
Infrastructure	2.4
Global REITS	2.4
Other	3.0

- (f) The use of derivatives carries the risk of reduced liquidity, substantial loss and increased volatility in adverse market conditions, such as a failure amongst market participants. The use of derivatives may result in the fund being leveraged (where market exposure and thus the potential for loss by the fund exceeds the amount it has invested) and in these market conditions the effect of leverage will be to magnify losses.
- (g) The fund invests in high yielding bonds which carry a greater risk of default than those with lower yields.

Derivative usage

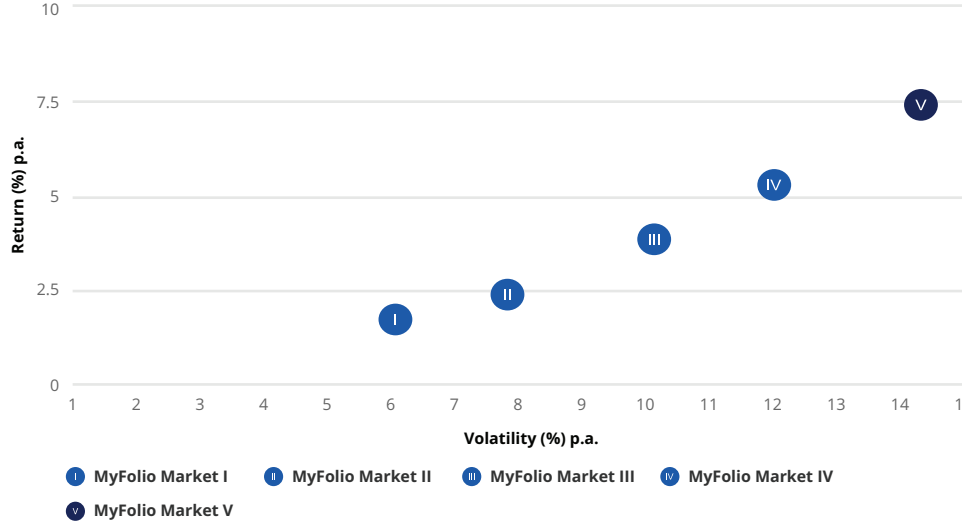
- The fund is not expected to invest in derivatives directly however it may invest in other funds which use derivatives.
- Derivatives are linked to the value of other assets. In other words, they derive their price from one or more underlying asset.

Risk relative to Global Equities – 5 years period



Source: abrdn and Morningstar, as at 31/03/2024. The chart shows the fund's risk (volatility) for each of the 5 MyFolio funds in the range, compared to the fund's target risk range which is relative to world stock markets (represented by the MSCI World Index). The annualised risk is based on the standard deviation of weekly returns over the past five year for both the fund and world stock markets (represented by the MSCI World Index).

Risk & Return of the MyFolio Market Range - 5 years period



Source: abrdn and Morningstar, as at 31/03/2024. The chart shows the annualised risk and total return of each of the 5 MyFolio funds in the range. The annualised risk is based on the standard deviation of weekly returns over the past five years. The total return represents the percentage change in the price over the five year period to the date shown.

To help you understand this fund and for a full explanation of risks and the overall risk profile of this fund and the shareclasses within it, please refer to the Key Investor Information Documents and Prospectus which are available on our website www.abrdn.com The Prospectus also contains a glossary of key terms used in this document.

¹The Historic Yield as at 29/02/2024 reflects distributions declared over the past twelve months as a percentage of the mid-market share price, as at the date shown. It does not include any preliminary charge and investors may be subject to tax on their distributions.

²These are the maximum charges that we might take out of your money before it is invested. In some cases, the charges may be less and you should speak to your financial advisor about this.

³The Ongoing Charge Figure (OCF), is the overall cost shown as a percentage of the value of the assets of the fund. It is made up of the Annual Management Charge (AMC) of 0.08% and other charges. It does not include any initial charges or the cost of buying and selling stocks for the fund. The Ongoing Charges figure can help you compare the annual operating expenses of different funds.

The fund is a sub-fund of abrdn OEIC III, an authorised open-ended investment company (OEIC).

The information contained in this document should not be considered as an offer, solicitation or investment recommendation to deal in the shares of any securities or financial instruments. It is not intended for distribution or use by any person or entity who is a citizen or resident of or located in any jurisdiction where such distribution, publication or use would be prohibited.

Nothing herein constitutes investment, legal, tax or other advice and is not to be relied upon in making an investment or other decision. No recommendation is made, positive or otherwise, regarding individual securities mentioned. This is not an invitation to subscribe for shares in the fund and is by way of information only.

Subscriptions will only be received and shares issued on the basis of the current Prospectus, relevant Key Investor Information Document (KIID) and Supplementary Information Document (SID) for the fund. These can be obtained free of charge from abrdn Fund Managers Limited, PO Box 9029, Chelmsford, CM99 2WJ or available on www.abrdn.com.

Any data contained herein which is attributed to a third party ("Third Party Data") is the property of (a) third party supplier(s) (the "Owner") and is licensed for use by abrdn*. Third Party Data may not be copied or distributed. Third Party Data is provided "as is" and is not warranted to be accurate, complete or timely. To the extent permitted by applicable law, none of the Owner, abrdn* or any other third party (including any third party involved in providing and/or compiling Third Party Data) shall have any liability for Third Party Data or for any use made of Third Party Data. Neither the Owner nor any other third party sponsors, endorses or promotes the fund or product to which Third Party Data relates.

* abrdn means the relevant member of abrdn group, being abrdn plc together with its subsidiaries, subsidiary undertakings and associated companies (whether direct or indirect) from time to time.

The MSCI information may only be used for your internal use, may not be reproduced or disseminated in any form and may not be used as a basis for or a component of any financial instruments or products or indices. None of the MSCI information is intended to constitute investment advice or a recommendation to make (or refrain from making) any kind of investment decision and may not be relied on as such. Historical data and analysis, should not be taken as an indication or guarantee of any future performance analysis forecast or prediction. The MSCI information is provided on an "as is" basis and the user of this information assumes the entire risk of any use made of this information. MSCI, each of its affiliates and each other person involved in or related to compiling, computing or creating any MSCI information (collectively, the "MSCI" Parties) expressly disclaims all warranties (including without limitation, any warranties of originality, accuracy, completeness, timeliness, non-infringement, merchantability and fitness for a particular purpose) with respect to this information. Without limiting any of the foregoing, in no event shall any MSCI Party have any liability for any direct, indirect, special, incidental, punitive, consequential (including, without limitation, lost profits) or any other damages (www.msci.com).

Morningstar is an independent agency that evaluates the fund based on a qualitative and quantitative analysis and, where appropriate, assigns a five-tier scale with three positive ratings of Gold, Silver, and Bronze, a Neutral rating, and a Negative rating and gold being the best. Refer to Website www.morningstar.com for more information or Contact Financial Services Aberdeen Asset Management.

©2021 Morningstar. All Rights Reserved. The information contained herein: (1) is proprietary to Morningstar and/or its content providers; (2) may not be copied or distributed; and (3) is not warranted to be accurate, complete or timely. Neither Morningstar nor its content providers are responsible for any damages or losses arising from any use of this information. Past performance is no guarantee of future results. For more detailed information about Morningstar's Analyst Rating, including its methodology, please go to: <http://corporate.morningstar.com/us/documents/MethodologyDocuments/AnalystRatingforFundsMethodology.pdf>

The Morningstar Analyst Rating for Funds is a forward-looking analysis of a fund. Morningstar has identified five key areas crucial to predicting the future success of a fund: People, Parent, Process, Performance, and Price. The pillars are used in determining the Morningstar Analyst Rating for a fund. Morningstar Analyst Ratings are assigned on a five-tier scale running from Gold to Negative. The top three ratings, Gold, Silver, and Bronze, all indicate that our analysts think highly of a fund; the difference between them corresponds to differences in the level of analyst conviction in a fund's ability to outperform its benchmark and peers through time, within the context of the level of risk taken over the long term. Neutral represents funds in which our analysts don't have a strong positive or negative conviction over the long term and Negative represents funds that possess at least one flaw that our analysts believe is likely to significantly hamper future performance over the long term. Long term is defined as a full market cycle or at least five years. Past performance of a security may or may not be sustained in future and is no indication of future performance. For detailed information about the Morningstar Analyst Rating for Funds, please visit <http://global.morningstar.com/managerdisclosures> FTSE International Limited ("FTSE") © FTSE 2019. "FTSE®" is a trade mark of the London Stock Exchange Group companies and is used by FTSE International Limited under license. All Rights in the FTSE indices and / or FTSE ratings vest in FTSE and/or its licensors. Neither FTSE nor its licensors accept any liability for the errors or omissions in the FTSE indices and / or FTSE ratings or underlying data. No further distribution of FTSE Data is permitted without FTSE's express written consent.

United Kingdom (UK): Issued by abrdn Fund Managers Limited, registered in England and Wales (740118) at 280 Bishopsgate, London EC2M 4AG. Authorised and regulated by the Financial Conduct Authority in the UK.