

SPDR® S&P® 500 UCITS ETF (Dist)

Fact Sheet Equity

31 March 2024

★★★★★
Morningstar Rating™
29 February 2024

Fund Objective

The objective of the Fund is to track the U.S. equity market performance of large cap equity securities.

Index Description

The S&P 500 Index is a float-adjusted, capitalisation weighted index of the top 500 companies in the US market. The Index is designed to provide exposure to the large cap segment of the U.S. equities market and spans over 24 separate industry groups. It captures approximately 75% of the market capitalisation of US equities.

Tax Status

As standard, SSGA aims to meet all applicable tax reporting requirements for all of the SPDR ETFs in the following countries. Applications are made throughout the year depending on the time scale required by each local tax authority: UK, Germany, Austria, Switzerland.

Countries of Registration

United Kingdom, Switzerland, Sweden, Spain, Norway, Netherlands, Luxembourg, Italy, Ireland, Germany, France, Finland, Denmark, Austria

Fund Information

ISIN	IE00B6YX5C33
Index Name	S&P 500® Index
Index Ticker	SPTR500N
Index Type	Net Total Return
Number of Constituents	503

Key Facts

Inception Date	19-Mar-2012
Share Class Currency	USD
Fund — Base Currency	USD
TER	0.03%
Income Treatment	Quarterly Distribution
Replication Method	Replicated
UCITS Compliant	Yes
Domicile	Ireland
Investment Manager	State Street Global Advisors Europe Limited
Sub-Investment Manager(s)	State Street Global Advisors Trust Company
Fund Umbrella	SSGA SPDR ETFs Europe I plc
Share Class Assets (millions)	US\$9,058.06
Total Fund Assets (millions)	US\$12,492.17
ISA Eligible	Yes
SIPP Eligible	Yes
PEA Eligible	No

Please be advised that due to all SSGA SPDR ETF Europe I & II sub-funds being closed on Friday 29th March 2024 fund pricing will reflect the NAV of Thursday 28th March meaning monthly fund performance figures may differ from the benchmark.

Listings

Exchange	Exchange Ticker	Trading Currency	iNAV Ticker	Bloomberg Code	Reuters Code	SEDOL Code
Deutsche Börse*	SPY5	EUR	INSPY5E	SPY5 GY	SPY5.DE	B6YX5T0
London Stock Exchange	SPX5	GBP	INSPY5P	SPX5 LN	SPX5.L	B757BB2
London Stock Exchange	SPY5	USD	INSPY5	SPY5 LN	SPY5.L	B6YX5C3
Borsa Italiana	SPY5	EUR	INSPY5E	SPY5 IM	SPY5.MI	B7J0XX9
SIX Swiss Exchange	SPY5	CHF	INSPY5C	SPY5 SE	SPY5.S	B7F2RZ3
Euronext Paris	SPY5	EUR	INSPY5E	SPY5 FP	SPY5.PA	BSTL786

*Denotes Primary Listing

Performance					
	Index	Fund Gross	Difference	Fund Net	Difference
Annualised Returns (%)					
1 Year	29.27	29.56	0.29	29.48	0.20
3 Year	10.97	11.23	0.26	11.14	0.17
5 Year	14.47	14.76	0.29	14.66	0.20
10 Year	12.33	12.64	0.31	12.54	0.21
Since Inception	13.06	13.38	0.32	13.27	0.21
Cumulative Performance (%)					
1 Month	3.18	3.20	0.02	3.20	0.01
3 Month	10.44	10.49	0.06	10.48	0.05
1 Year	29.27	29.56	0.29	29.48	0.20
2 Year	18.67	19.26	0.59	19.08	0.41
3 Year	36.66	37.63	0.97	37.29	0.63
5 Year	96.57	99.10	2.53	98.26	1.69
10 Year	219.83	228.90	9.07	225.94	6.11
Since Inception	338.12	353.35	15.23	347.90	9.78
Calendar Performance (%)					
2024	10.44	10.49	0.06	10.48	0.05
2023	25.67	25.96	0.29	25.86	0.19
2022	-18.51	-18.29	0.22	-18.36	0.15
2021	28.16	28.44	0.28	28.32	0.17
2020	17.75	18.08	0.33	17.97	0.22
2019	30.70	31.05	0.35	30.93	0.23
					Fund (%)
Standard Deviation (3 Years)					17.33
Annualised Tracking Error (3 Years)					0.03

Past performance is not an indicator of future performance. The Gross of fees do not reflect and net of fees do reflect commissions and costs incurred on the issue and redemption, or purchases and sale, of units. If the performance is calculated on the basis of Gross/net asset values that are not denominated in the accounting currency of the collective investment scheme, its value may rise or fall as a result of currency fluctuations.

When the Fund is closed according to its official Net Asset Value (NAV) calendar but, nonetheless, a significant portion of the underlying security prices can be determined, a Technical NAV is calculated. Past Performance indicated herein has therefore been calculated using a Technical NAV when required, as well as the official NAV of the Fund as at each other business day for the relevant period.

Calendar year inception performance returns will be partial for the year where the inception date for either the Fund in question or the historic performance-linked Fund (whichever is the earliest) falls within that period.

Characteristics	
Number of Holdings	503
*Distribution Yield	1.12%
Price/Earnings Ratio FY1	21.94
Average Price/Book	4.46
Average Market Cap (M)	US\$803,308.25
Index Dividend Yield	1.37%

+ This measures the 12 month historical dividend pay-out per share divided by the NAV.

Source: SSGA Characteristics, holdings, country allocations and sectors shown are as of date indicated at the top of this factsheet and are subject to change. Any reference to a specific company or security does not constitute a recommendation to buy, sell, hold or invest directly in such company or securities.

Top 10 Holdings	Weight (%)
MICROSOFT CORP	7.09
APPLE INC	5.65
NVIDIA CORP	5.06
AMAZON.COM INC	3.74
META PLATFORMS INC-CLASS A	2.42
ALPHABET INC-CL A	2.02
BERKSHIRE HATHAWAY INC-CL B	1.73
ALPHABET INC-CL C	1.70
ELI LILLY & CO	1.41
BROADCOM INC	1.32

Sector Breakdown	Weight (%)
Information Technology	29.57
Financials	13.15
Health Care	12.42
Consumer Discretionary	10.35
Communication Services	8.96
Industrials	8.80
Consumer Staples	5.97
Energy	3.95
Materials	2.37
Real Estate	2.27
Utilities	2.20

Country Weights	Weight (%)
United States	100.00

Contact Us

Visit our website at ssga.com/etfs or contact your local SPDR ETF representative. Alternatively contact our SPDR ETF Sales and Support team at spdrseurope@ssga.com.

France & Luxembourg

spdretf_france@ssga.com
+33 1 44 45 40 00

Italy

spdretf_italia@ssga.com
+39 0232066 140

Nordics

spdrseurope@ssga.com
+31 (0)20-7181071

Switzerland

spdrsswitzerland@ssga.com
+ 41 (0)44 245 70 00

Germany

spdrsgermany@ssga.com
+49 69 66774 5016

Netherlands

spdr_nl@ssga.com
+31 (0)20-7181071

Spain

spdrseurope@ssga.com
+39 0232066 140

United Kingdom

spdrseurope@ssga.com
+44 (0) 203 395 6888

Capital Risk: Investing involves risk including the risk of loss of capital.
Past performance is not a reliable indicator of future performance.

ssga.com/etfs

Glossary

Price/Earnings Ratio FY1 The average of the price of each underlying security divided by the mean EPS estimate of the security for the next unreported fiscal year, as of the report date.

Average Price/Book The average of the price of each underlying security divided by the Book value per share of the security, as of the report date.

Index Dividend Yield The average of the Annual dividends per share (DPS) of each underlying security in the index as of the report date divided by the price of the security as of the report date.

TER Total Expense Ratio is a fee charged to the fund, as a percentage of the Net Asset Value, to cover costs associated with operation and management of the portfolio of assets.

For Professional Clients / Qualified Investors Use Only. Not for public distribution.

ETFs trade like stocks, are subject to investment risk, fluctuate in market value and may trade at prices above or below the ETFs net asset value. Brokerage commissions and ETF expenses will reduce returns.

Marketing Communication

SPDR ETFs may not be available or suitable for you. The information provided does not constitute investment advice as such term is defined under the Markets in Financial Instruments Directive (2014/65/EU) and it should not be relied on as such. It should not be considered a solicitation to buy or an offer to sell any investment. It does not take into account any investor's or potential investor's particular investment objectives, strategies, tax status, risk appetite or investment horizon. If you require investment advice you should consult your tax and financial or other professional advisor.

Tax treatment depends on the individual circumstances of each client and may be subject to change in the future.

This document does not constitute an offer or request to purchase shares in SPDR ETFs Europe I plc and SPDR ETFs Europe II plc.

Please refer to the Fund's latest Key Information Document (KID)/Key Investor Information Document (KIID) and Prospectus before making any final investment decision. The latest English version of the prospectus and the KID/KIID can be found at www.ssga.com. A summary of investor rights can be found here: <https://www.ssga.com/library-content/products/fund-docs/summary-of-investor-rights/ssga-spdr-investors-rights-summary.pdf> Note that the Management Company may decide to terminate the arrangements made for marketing and proceed with de-notification in compliance with Article 93a of Directive 2009/65/EC.

All fund related documents are available for free of charge from the offices of the Local Representative/Agent or by visiting the www.ssga.com or by contacting State Street Custodial Services (Ireland) Limited, 78 Sir John Rogerson's Quay, Dublin 2, Ireland.

SPDR ETFs is the exchange traded funds ("ETF") platform of State Street Global Advisors and is comprised of funds that have been authorised by Central Bank of Ireland as open-ended UCITS investment companies.

The funds are not available to U.S. investors. SSGA SPDR ETFs Europe I plc and SPDR ETFs Europe II plc issue ("the Company") issue SPDR ETFs, and is an open-ended investment company with variable capital having segregated liability between its sub-funds. The Company is organised as an Undertaking for Collective Investment in Transferable Securities (UCITS) under the laws of Ireland and authorised as a UCITS by the Central Bank of Ireland.

Additional Important Information:

For the UK, this document has been issued by State Street Global Advisors Limited ("SSGA"). Authorised and regulated by the Financial Conduct Authority, registered No. 2509928.

VAT No. 577659181. Registered office: 20 Churchill Place, Canary Wharf, London, E14 5HJ Telephone: 020 3395 6000 Facsimile: 020 3395 6350 Web: www.ssga.com.

For the EU, this document has been issued by State Street Global Advisors Europe Limited ("SSGA"), regulated by the Central Bank of Ireland. Registered office address 78 Sir John Rogerson's Quay, Dublin 2. Registered number 49934. T: +353 (0)1 776 3000. Fax: +353 (0)1 776 3300. Web: www.ssga.com.

SPDR ETFs Local Representative/ Paying Agents:

France: State Street Bank International GmbH Paris Branch, Cœur Défense - Tour A, 100, Esplanade du Général de Gaulle, 92931 Paris La Defense Cedex; **Switzerland:** State Street Bank GmbH Munich, Zurich Branch, Beethovenstrasse 19, 8027 Zurich and the main distributor in Switzerland, State Street Global Advisors AG, Beethovenstrasse 19, 8027 Zurich; **Germany:** State Street Global Advisors Europe Limited, Brienner Strasse 59, D-80333 Munich; **Spain:** Cecabank, S.A. Alcalá 27, 28014 Madrid (Spain); **Denmark:** Nordea Bank Denmark A/S, Issuer Services, Securities Services Hermes Hus, Helgeshøj Allé 33 Postbox 850 DK-0900 Copenhagen C; **Austria:** Erste Bank, Graben 21, 1010 Wien, Österreich; **Sweden:** SKANDINAVISKA ENSKILDA BANKEN AB, Global Transaction Services ST MH1, SE-106 40 Stockholm, Sweden.

The Fund/share class may use financial derivatives instruments for currency hedging and to manage the portfolio efficiently. The Fund may purchase securities that are not denominated in the share class currency. Hedging should mitigate the impact of exchange rate fluctuations however hedges are sometimes subject to imperfect matching which could generate losses.

The S&P 500® Index is a product of S&P Dow Jones Indices LLC or its affiliates ("S&P DJI") and have been licensed for use by State Street Global Advisors. "S&P", "SPDR", "S&P 500", "US 500" and the "500" are trademarks of Standard & Poor's Financial Services LLC ("S&P"); Dow Jones® is a registered trademark of Dow Jones Trademark Holdings LLC ("Dow Jones") and has

been licensed for use by S&P Dow Jones Indices; and these trademarks have been licensed for use by S&P DJI and sublicensed for certain purposes by State Street Global Advisors. The fund is not sponsored, endorsed, sold or promoted by S&P DJI, Dow Jones, S&P, their respective affiliates, and none of such parties make any representation regarding the advisability of investing in such product(s) nor do they have any liability for any errors, omissions, or interruptions of these indices. The trademarks and service marks referenced herein are the property of their respective owners. Third party data providers make no warranties or representations of any kind relating to the accuracy, completeness or timeliness of the data and have no liability for damages of any kind relating to the use of such data.

The recipient is only permitted to view or receive the Index Data in the form in which it is presented. The recipient understands, acknowledges and agrees that use of the Index Data is at its sole risk. The recipient understands, acknowledges and agrees that the Index Data is provided "as is" and that neither Morningstar UK Limited (Morningstar) nor its content providers warrant the accuracy, completeness, non-infringement, originality, timeliness or any other characteristic of the Index Data. The recipient further understands, acknowledges and agrees that the Index Data is provided to you as an investor in financial products solely pursuant to regulatory requirements and for informational purposes only. The Index Data may not be used by you for commercial purposes and may not be used for trading or other purposes in lieu of a subscription to such Index Data with Morningstar.

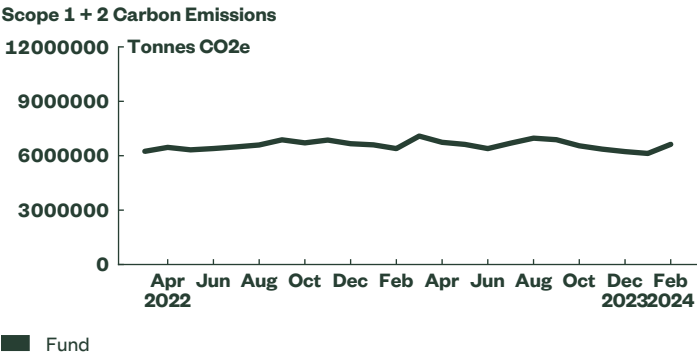
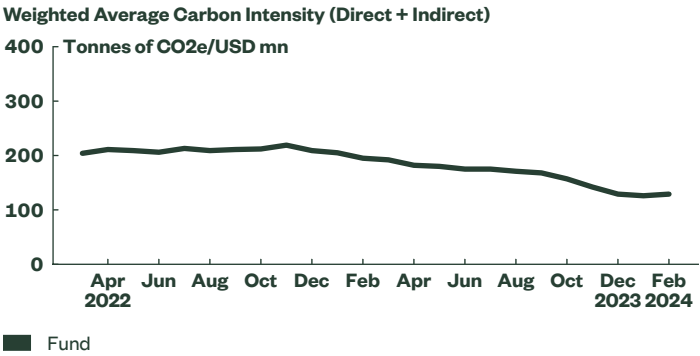
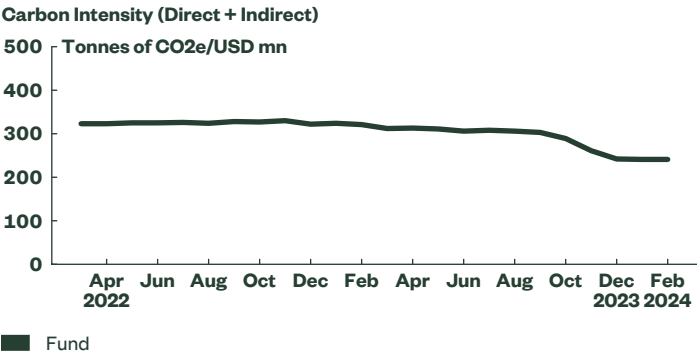
The whole or any part of this work may not be reproduced, copied or transmitted or any of its contents disclosed to third parties without SSGA's express written consent.

Climate Metrics

TCFD Carbon Metrics	Fund
TCFD Weighted Average Carbon Intensity (WACI)	91.43
TCFD Total Carbon Emissions**	398,740.38*
TCFD Carbon Footprint	31.97
TCFD Carbon Intensity	96.50

Source: State Street Global Advisors, S&P Trucost, FactSet, Task Force on Climate-related Financial Disclosures (TCFD). The results are estimates based on assumptions and analysis made by State Street Global Advisors. They are not intended to represent actual results of any offering. Actual results may differ. * The TCFD Total Carbon Emission metric allocates emissions to investors based on an equity ownership approach. In the case of commingled funds, the results represent the environmental responsibility of the entire fund's assets under management. For individual unitholder's responsibility, an apportioned responsibility can be calculated based on the individual holding percentage. ** The metric is not used to compare portfolios and benchmarks because the data is not normalised.

Climate Profile



Source: SSGA Holdings as of 31 Mar 2024. Trucost data as of 29 Feb 2024.

Stewardship Profile Q4 2023

Number of Meetings Voted	503
Number of Countries	4
Management Proposals	405
Votes "For"	91.60%
Votes "Against"	8.40%
Shareholder Proposals	22
With Management	77.27%
Against Management	22.73%

Figures are based on State Street Global Advisors' general approach to voting at the companies held by the Fund at quarter end. This information is not a substitute for a proxy voting report, which can be requested through your relationship manager.

State Street Global Advisors' (SSGA) asset stewardship program is aimed at engaging with our fund companies on issues that impact long-term value creation across environmental, social and governance (ESG) considerations. In the recent past, SSGA has issued extensive guidance on key governance matters such as effective, independent board leadership. SSGA's current focus is on helping boards think about the possible impacts of environmental and social issues and incorporating a sustainability lens into boards' oversight of long-term strategy as a sound business practice.

Gender Diversity	
Women on Board	Number of Securities
0	0
1	9
2	42
3	162
4	182
5	73
6	28
7	7
8	0
9	0
10	0
10+	0
Not Available	0
Total	503

Source: Factset/SSGA as of 29 Feb 2024.

ssga.com/etfs

Carbon Intensity (Direct+Indirect) Measured in Metric tonnes CO2e/USD millions revenues. The aggregation of operational and first-tier supply chain carbon footprints of index constituents per USD (equal weighted).

Weighted Average Carbon Intensity (Direct+Indirect) Measured in Metric tonnes CO2e/USD millions revenues. The weighted average of individual company intensities (operational and first-tier supply chain emissions over revenues), weighted by the proportion of each constituent in the index.

Scope 1+2 Carbon Emissions Measured in Metric tonnes of CO2e. The GHG emissions from operations that are owned or controlled by the company, as well as GHG emissions from consumption of purchased electricity, heat or steam, by the company.

TCFD Weighted Average Carbon Intensity - Portfolio's exposure to carbon-intensive companies, expressed in tonnes CO2e / \$M revenue. Scope 1 and Scope 2 GHG emissions are allocated based on portfolio weights (the current value of the investment relative to the

current portfolio value).

TCFD Total Carbon Emissions - The absolute greenhouse gas emissions associated with a portfolio, expressed in tonnes CO2e. Scope 1 and Scope 2 GHG emissions are allocated to investors based on an equity ownership approach.

TCFD Carbon Footprint - Total carbon emissions for a portfolio normalized by the market value of the portfolio, expressed in tonnes CO2e / \$M invested. Scope 1 and Scope 2 GHG emissions are allocated to investors based on an equity ownership approach.

TCFD Carbon Intensity - Volume of carbon emissions per million dollars of revenue (carbon efficiency of a portfolio), expressed in tonnes CO2e / \$M revenue. Scope 1 and Scope 2 GHG emissions are allocated to investors based on an equity ownership approach.

Gender Diversity We are currently using FactSet's own "People" dataset to disclose the number of women on the board, for each company in the Fund's portfolio. Data and metrics have been sourced as follows from the following contributors as of the date of this report, and are subject to their disclosures below. All other data has been sourced by SSGA.

Trucost Sections Carbon Intensity

(Direct+Indirect), Weighted Average Carbon Intensity (Direct+Indirect), Scope 1 +2 Carbon Emissions, Total Reserves CO2 Emissions Trucost® is a registered trademark of S&P Trucost Limited ("Trucost") and is used under license. The ESG Report is/are not in any way sponsored, endorsed, sold or promoted by Trucost or its affiliates (together the "Licensor Parties") and none of the Licensor Parties make any claim, prediction, warranty or representation whatsoever, expressly or impliedly, either as to (i) the results to be obtained from the use of Trucost data with the report, or (ii) the suitability of the Trucost data for the purpose to which it is being put in connection with the report. None of the Licensor Parties provide any financial or investment advice or recommendation in relation to the report. None of the Licensor Parties shall be liable (whether in negligence or otherwise) to any person for any error in the Trucost data or under any obligation to advise any person of any error therein.

FactSet Sections Gender Diversity This publication may contain FactSet proprietary information ("FactSet Information") that may not be reproduced, used, disseminated, modified nor published in any

manner without the express prior written consent of FactSet. The FactSet Information is provided "as is" and all representations and warranties whether oral or written, express or implied (by common law, statute or otherwise), are hereby excluded and disclaimed, to the fullest extent permitted by law. In particular, with regard to the FactSet Information, FactSet disclaims any implied warranties of merchantability and fitness for a particular purpose and makes no warranty of accuracy, completeness, timeliness, functionality, and/or reliability. The FactSet Information does not constitute investment advice and any opinions or assertion contained in any publication containing the FactSet Information (and/or the FactSet Information itself) does not represent the opinions or beliefs of FactSet, its affiliated and/or related entities, and/or any of their respective employees. FactSet is not liable for any damages arising from the use, in any manner, of this publication or FactSet Information which may be contained herein.

Singapore Contact Information

For more information about our ETFs or how to invest, please visit ssga.com or call our customer hotline (65) 6826 7555.

Important Information for Institutional Investors and Accredited Investors in Singapore:

ETFs trade like stocks, are subject to investment risk, fluctuate in market value and may trade at prices above or below the ETFs net asset value. Brokerage commissions and ETF expenses will reduce returns. All forms of investments carry risks, including the risk of losing all of the invested amount. Such activities may not be suitable for everyone.

The information provided does not constitute investment advice and it should not be relied on as such. It should not be considered a solicitation to buy or an offer to sell a security. It does not take into account any investor's particular investment objectives, strategies, tax status or investment horizon. You should consult your tax and financial advisor. All material has been obtained from sources believed to be reliable. There is no representation or warranty as to the accuracy of the information and State Street shall have no liability for decisions based on such information.

For use in Singapore: The offer or invitation of the Funds mentioned, which is the subject of this document, does not relate to a collective investment scheme which is authorised under section 286 of the Securities and Futures Act, Chapter 289 of Singapore (SFA) or recognised under section 287 of the SFA. The Funds mentioned are not authorised or recognised by the Monetary Authority of Singapore (MAS) and the Funds mentioned are not allowed to be offered to the retail public. Each Fund is a restricted scheme under the Sixth Schedule to the Securities and Futures (Offers of Investments) (Collective Investment Schemes) Regulations of Singapore. Each of this document and any other document or material issued in connection with the offer or sale is not

a prospectus as defined in the SFA. Accordingly, statutory liability under the SFA in relation to the content of prospectuses would not apply. A potential investor should consider carefully whether the investment is suitable for it. The MAS assumes no responsibility for the contents of this document. This document has not been registered as a prospectus with the MAS. Accordingly, this document and any other document or material in connection with the offer or sale, or invitation for subscription or purchase, of the Funds mentioned may not be circulated or distributed, nor may the Funds mentioned be offered or sold, or be made the subject of an invitation for subscription or purchase, whether directly or indirectly, to persons in Singapore other than (i) to an institutional investor under Section 304 of the SFA; (ii) to a relevant person pursuant to Section 305(1), or any person pursuant to Section 305(2), and in accordance with the conditions specified in Section 305, of the SFA, or (iii) otherwise pursuant to, and in accordance with the conditions of, any other applicable provision of the SFA. Any subsequent sale of Units acquired pursuant to an offer made in reliance on an exemption under section 305 of the SFA may only be made pursuant to the requirements of the SFA. This document is being provided for educational and informational purposes only. It is not intended to be, does not constitute and should not be construed as, an invitation, inducement or offer to sell or solicitation of an offer to buy or enter into any contract or investment agreement with respect to any product offered by State Street Global Advisors ("SSGA") (including but not limited to securities, units in collective investment schemes and related financial instruments), or an offer or solicitation with respect to financial advisory services or fund management services or any product, security, or service. Certain information and

opinions presented in this document have been obtained from independent third-party sources. SSGA makes no representation as to their accuracy or completeness and has not independently verified the accuracy or completeness of such information or the assumptions on which such information is based. All opinions and estimates expressed herein are as of the published date, and are subject to change.

By accepting this document, you represent, warrant and agree that you are an "institutional investor" or "accredited investor" as defined under the Securities and Futures Act, Chapter 289 of Singapore. This document is distributed to you based on your status as an "institutional investor" or "accredited investor", and is not (whether in whole or in part) to be circulated or distributed to any other person without the prior written consent of SSGA. This document is not providing financial advice, fund management services, or offering financial products.

This document contains general information only and does not take into account your individual objectives, financial situation or needs.

The securities and/or instruments discussed in this document may not be suitable for all investors. SSGA recommends that you independently evaluate particular investments and strategies and encourages you to seek independent advice from a financial adviser regarding the suitability of such securities and/or instruments, taking into account your specific investment objectives, financial situation and particular needs, before making a commitment to purchase any securities and/or instruments. This is because the appropriateness of a particular security, instrument, investment or strategy will depend on your individual circumstances and investment objectives, financial situation and

particular needs. The securities, investments, instruments or strategies discussed in this document may not be suitable for all investors, and certain investors may not be eligible to purchase or participate in some or all of them. Past performance cannot be a guide to or an indication of future performance.

SSGA, its associates, officers and/or employees may have interests in any products referred to in this document by acting in various roles. In addition, SSGA, its associates, officers and/or employees may buy or sell products as principal or agent and may effect transactions which are not consistent with the information set out in this document.

SSGA and its affiliates may do business that relates to companies and/or instruments covered in this document. SSGA may sell to and buy from customers the securities and/or instruments of companies covered in this document as principal or agent.

This document, including the information contained herein, may not be copied, reproduced, republished or posted in whole or in part, in any form without the prior written consent of SSGA. This advertisement or publication has not been reviewed by the Monetary Authority of Singapore.

State Street Global Advisors Singapore Limited, 168, Robinson Road, #33-01 Capital Tower, Singapore 068912 (Company Reg. No: 200002719D, regulated by the Monetary Authority of Singapore). Telephone: +65 6826-7555. Facsimile: +65 6826-7501. Web: www.ssga.com

© 2024 State Street Corporation.
All Rights Reserved.
Expiration Date: 31/03/2025