

## FUND OVERVIEW

Fund Manager(s)	JoJo Chen, Nils Gene Jungbacke
Fund Size	£1,166.29m
Domicile	United Kingdom
ISA	Eligible
Benchmark Index	FTSE USA
Investment Association Sector	IA North America
Currency	GBP
Initial Charge	0.0%
Fund Management Fee (FMF):	Z Acc: 0.14%
<b>Share Class Z (Accumulation)</b>	
Unit Launch Date	24.08.07
Minimum Investment	£3,000,000
SEDOL	B5172X1
Mid Price	702.60p
Historic Yield	1.03%

## Overview

The Fund's investment objective is to deliver capital and income over the medium term (3 to 5 years), by primarily investing in the largest companies listed on the New York Stock Exchange, and incorporating responsible investment and environmental, social & governance insights into the investment process. The Fund's performance target is to deliver the performance, after the deduction of charges, of the FTSE US Total Return Index (the "Index") over rolling 3-year periods. The Fund will seek to achieve carbon intensity of at least 30% lower than that of the Index whilst also considering a company's ability and willingness to transition and contribute to a lower carbon economy. The benchmark changed from the FTSE USA GBP Index (Capital Return) on 9 August 2021. The Index is considered an appropriate benchmark for the Fund's performance, as the Fund's investments will predominantly be included in the Index. In addition to the Index, which the Fund aims largely to replicate, the IA North America sector is considered an appropriate benchmark for performance comparison.

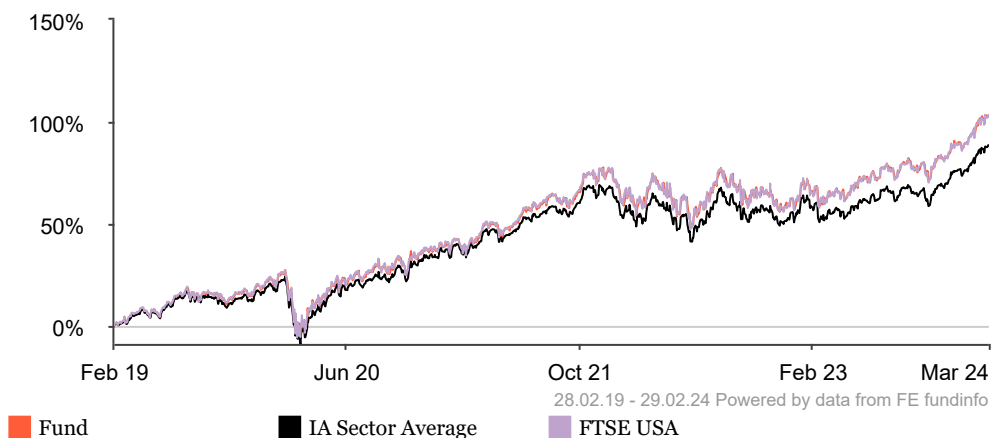
## Year-on-year performance

	31.12.22 to 31.12.23	31.12.21 to 31.12.22	31.12.20 to 31.12.21	31.12.19 to 31.12.20	31.12.18 to 31.12.19
Share Class Z (Accumulation)	20.3%	-10.0%	28.6%	16.1%	27.2%

## Cumulative Performance (as at 29.02.24)

	3 Months	6 Months	1 Year	3 Years	5 Years
Share Class Z (Accumulation)	11.4%	13.2%	23.3%	48.0%	102.4%
IA Sector Average	11.9%	13.1%	20.5%	40.0%	88.5%
FTSE USA	12.0%	14.1%	24.6%	49.3%	103.3%
Quartile Ranking	3	3	2	2	2

## Performance Chart



**Past performance is not a guide to future performance. The value of investments and the income from them is not guaranteed and may go down as well as up and investors may not get back the amount originally invested.**

Source: RLAM and FE fundinfo as at 29.02.24. Fund performance is shown on a mid to mid price basis, net of fees and gross of taxes, with gross income reinvested unless otherwise stated. Benchmark performance is shown gross of fees and taxes.

Fund Manager(s)



**JoJo Chen**  
Co-manager  
Fund Manager tenure:  
01.01.20



**Nils Gene Jungbacke**  
Co-manager  
Fund Manager tenure:  
01.01.21

Yield Definitions

The historic yield reflects distributions declared over the past twelve months as a percentage of the mid-market price, as at the date shown. It does not include any preliminary charge and investors may be subject to tax on their distributions. Reported yields reflect RLAM's current perception of market conventions around timing of bond cash flows.

Sector Breakdown

	Fund
Technology	34.7%
Consumer Discretionary	14.3%
Health Care	12.0%
Industrials	12.0%
Financials	10.4%
Consumer Staples	4.6%
Energy	3.7%
Real Estate	2.4%
Utilities	2.3%
Telecommunications	2.1%
Basic Materials	1.6%

Top 10 Holdings as at 29.02.24

	Fund
MICROSOFT CORP	7.0%
APPLE INC	6.1%
NVIDIA CORP	4.2%
AMAZON COM INC	3.6%
META PLATFORMS INC CLASS A	2.5%
ALPHABET INC CLASS A	1.9%
ALPHABET INC CLASS C	1.6%
ELI LILLY	1.4%
BROADCOM INC	1.3%
TESLA INC	1.3%
<b>Total</b>	<b>30.9%</b>
<b>No of Holdings</b>	<b>580</b>

ESG Terms and Definitions

**ESG Integration:** The systematic and explicit inclusion of environmental, social and governance (ESG) factors into investment analysis and investment decisions.

**Promotes Environmental or Social Factors:** : An ESG Fund promotes, among other characteristics, environmental or social characteristics, or a combination of those characteristics, provided that the companies in which the investments are made follow good governance practices.

**Sustainable Fund Objective:** A product that has sustainable investment or a reduction in carbon emissions as its objective.

**Exclusions:** Explicitly prohibits investing in a particular company, sector, business activity, country or region.

ESG Metrics Explanation

**Carbon Footprint:** Exposure to high emitters in the portfolio, expressed in tCO2e/\$M invested. Financed emissions (explained above) are divided by the portfolio value, the same approach for listed companies and private issuers is applied in this metric.

**Financed Emissions:** The emissions from activities in the real economy that are financed through lending and investment portfolios, expressed in tCO2e. Emissions are attributed to a portfolio based on the portion of the company’s value the portfolio holds, and using different accounting values for public and private corporates. We provide financed emissions for scope 1 and 2 emissions.

**Weighted Average Carbon Intensity:** Portfolio’s exposure to carbon-intensive companies, expressed in tCO2e / \$M revenue. Scope 1 and scope 2 GHG emissions are divided by companies revenues, then multiplied based on portfolio weights (the current value of the investment relative to the current portfolio value). The WACI is calculated as a weighted average sum of the holdings with carbon intensity coverage.

ESG Characteristics Rationale

The Fund considers environmental, social, governance (“ESG”) standards of the companies it invests in alongside financial analysis, and Responsible Investment criteria are applied to provide better and sustainable outcomes for investors. Underweight and overweight stock positions relative to the Index will be taken to achieve carbon intensity and ESG profile improvements. The Fund will seek to achieve an improved ESG profile than the Index by focusing on superior corporate governance, lower social risk and higher social value and superior environmental risk-reward.

ESG Characteristics

	Yes	No
ESG Integration	✓	
Promotes Environmental or Social Characteristics		✓
Sustainable Fund Objective		✓
Additional Exclusions*	✓	

\*RLAM has a controversial weapons exclusion across all investments

Our Fund Restrictions

Adult Entertainment	High Environmental Impact
Alcohol	Human rights Issues
Animal Welfare	Nuclear Power
Armaments	Nuclear Weapons
Controversial Weapons ✓	Tobacco
Fossil Fuels	
Gambling	

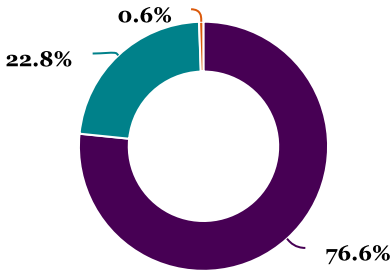
ESG Metrics\*

	Portfolio	Benchmark	Difference
Carbon Footprint	22.3	29.6	-24.8%
Carbon Footprint Coverage	99.1%	99.1%	-
Financed Emissions	30,521.21	-	-
Financed Emissions Coverage	99.1%	-	-
Weighted Average Carbon Intensity	61.4	91.9	-33.2%
Weighted Average Carbon Intensity Coverage	99.1%	99.1%	-

\*data as at 31/12/2023

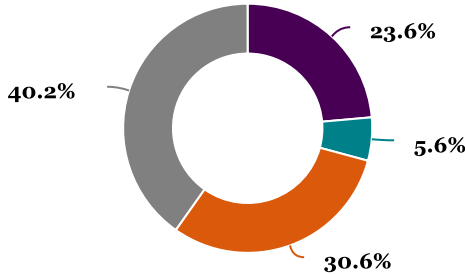
Fund Stewardship Activity\*

Proxy Voting Activity



- Vote For
- Vote Against
- Vote Abstain
- Vote Take No Action

Engagement Topics



- Climate - Transition Risk
- Cybersecurity
- Corporate Governance
- Others

\*Data as at 31st December 2023 for the calendar year 2023. Data includes activity led by the Investment Manager and Responsible Investment teams.

CONTACT DETAILS

Private Investors

For enquiries and dealing: Tel: 03456 04 04 04\*

Intermediaries

For enquiries: Tel: 0203 272 5950\*  
Email: BDSupport@rlam.co.uk

Institutional Investors

For enquiries: Tel: 020 7506 6500\*  
Email: Institutional@rlam.co.uk

Head Office

Royal London Asset Management Limited  
80 Fenchurch Street  
London, EC3M 4BY  
Tel: 020 7506 6500\*  
Telephone calls may be recorded. For further information please see the privacy policy at <http://www.rlam.com>.

Important Information

This is a financial promotion and is not investment advice.

The Fund is a sub-fund of Royal London Equity Funds ICVC, an open-ended investment company with variable capital with segregated liability between sub-funds, incorporated in England and Wales under registered number IC000807. The Authorised Corporate Director (ACD) is Royal London Unit Trust Managers Limited, authorised and regulated by the Financial Conduct Authority, with firm reference number 144037. For more information on the fund or the risks of investing, please refer to the Prospectus or Key Investor Information Document (KIID), available via the relevant Fund Information page on [www.rlam.com](http://www.rlam.com).

Issued by Royal London Asset Management Limited, 80 Fenchurch Street, London EC3M 4BY. Authorised and regulated by the Financial Conduct Authority, firm reference number 141665. A subsidiary of The Royal London Mutual Insurance Society Limited.

Source: RLAM, FE fundinfo and HSBC as at 29.02.24, unless otherwise stated. Yield definitions are shown above.

Our ref: FS RLAM PD 0121

Breakdowns exclude cash and futures. Although Royal London Asset Management Ltd's information providers, including without limitation, MSCI ESG Research LLC and its affiliates (the "ESG Parties"), obtain information (the "Information") from sources they consider reliable, none of the ESG Parties warrants or guarantees the originality, accuracy and/or completeness, of any data herein and expressly disclaim all express or implied warranties, including those of merchantability and fitness for a particular purpose.

The Information may not be reproduced or disseminated in any form and may not be used as a basis for, or a component of, any financial instruments or products or indices. Further, none of the Information can in and of itself be used to determine which securities to buy or sell or when to buy or sell them. None of the ESG Parties shall have any liability for any errors or omissions in connection with any data herein, or any liability for any direct, indirect, special, punitive, consequential or any other damages (including lost profits) even if notified of the possibility of such damages.

Key Concepts to Understand

**Efficient Portfolio Management:** A list of approved investment techniques, including the use of derivatives, used to protect against excessive risk, reduce cost or generate extra income or growth.

Fund Risks

**Investment Risk:** The value of investments and any income from them may go down as well as up and is not guaranteed. Investors may not get back the amount invested.

**EPM Techniques:** The Fund may engage in EPM techniques including holdings of derivative instruments. Whilst intended to reduce risk, the use of these instruments may expose the Fund to increased price volatility.

**Exchange Rate Risk:** Investing in assets denominated in a currency other than the base currency of the Fund means the value of the investment can be affected by changes in exchange rates.

**Counterparty Risk:** The insolvency of any institutions providing services such as safekeeping of assets or acting as counterparty to derivatives or other instruments, may expose the Fund to financial loss.

Fund Restrictions Definitions

**Adult Entertainment:** Companies which own or produce adult entertainment services, or engage in the distribution or sale of adult entertainment services.

**Alcohol:** Companies which have involvement in brewing, distillation or sale of alcoholic drinks.

**Animal Welfare:** Companies that conduct animal testing (other than for purposes of human or animal health and/or where it is required by law or regulation).

**Armaments:** Companies who manufacture armaments or nuclear weapons or associated products.

**Controversial Weapons:** Weapons which have an indiscriminate and disproportional impact on civilians or weapons that are illegal and prohibited by international conventions and treaties.

**Fossil Fuels:** Companies involved in the exploration, extraction or refining of oil, or gas, or coal, plus any activity relating to thermal coal.

**Gambling:** Companies who promote irresponsible gambling which includes betting shops, casinos or amusement arcades.

**High Environmental Impact:** Companies which have a high environmental impact, and which have 'no evidence' of appropriate environmental management systems.

**Human Rights Risks:** Companies with a strategic presence operating in countries of concern and which have 'no evidence' of policies or systems to manage human rights risks.

**Nuclear Power:** Companies who generate energy from Nuclear Power.

**Nuclear Weapons:** Companies that manufacture, nuclear; or are involved in the production of intended-use parts, whole weapons systems, or exclusive delivery platforms.

**Tobacco:** Companies which are growing, processing or selling tobacco products.