

This factsheet is as at 28 March 2024 unless otherwise specified.

# Xtrackers MSCI UK ESG UCITS ETF 1D

a sub fund of Xtrackers

## At a Glance

- Direct investment in UK equities
- Provides diversified exposure to UK companies that have lower carbon exposure and have high ESG performance
- ESG Methodology

## Reference Index key features

The MSCI UK IMI Low Carbon SRI Leaders Select Index aims to reflect the performance of the following market:

- Large, mid- and small cap companies from the UK with high ESG characteristics and low carbon exposures, relative to their peers
- Reviewed on a quarterly basis

Additional information on the index, selection and weighting methodology is available at [www.msci.com](http://www.msci.com)

Fund information	
ISIN	LU0292097747
Share class currency	GBP
Fund Currency	GBP
Fund launch date	15 June 2007
Domicile	Luxembourg
Portfolio Methodology	Direct Replication
Sub-Portfolio Manager	DWS Investments UK Ltd
Investment Manager	DWS Investment GmbH
Custodian	State Street Bank International GmbH, Luxembourg Branch
All-in fee <sup>1</sup>	0.18% p.a.
Income treatment	Distribution
NAV per Share	GBP 3.85
Total Fund Assets	GBP 331.18 Million
Total Shares Outstanding	85.99 Million

<sup>1</sup> Please see additional information / Glossary.

## Key Risks

- **The value of your investment may go down as well as up and past performance does not predict future returns. Investor capital may be at risk up to a total loss.**
- The value of an investment in shares will depend on a number of factors including, but not limited to, market and economic conditions, sector, geographical region and political events.
- The Fund is exposed to market movements in a single country or region which may be adversely affected by political or economic developments, government action or natural events that do not affect a fund investing in broader markets.
- The Fund invests in small and mid-capitalisation companies, which potentially involves greater risks compared to investing in large capitalisation companies. The shares may have less liquidity and could experience more price swings (or volatility) which could adversely affect the value of your investment.

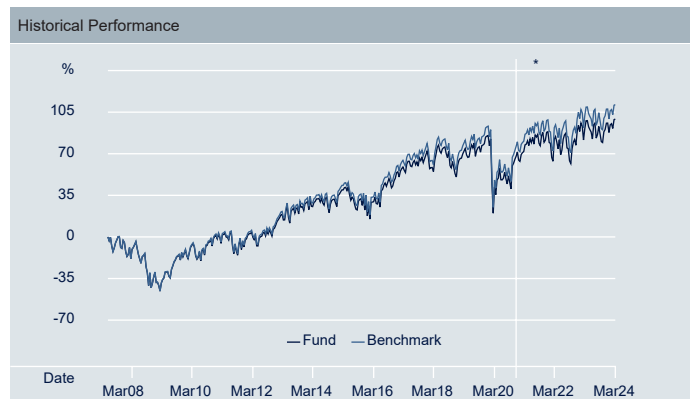
Listing and trading information			
Exchange	Bloomberg Ticker	Reuters RIC	Trading Currency
London Stock Exchange	XASX LN	XASX.L	GBP
Xetra	XASX GY	XASX.DE	EUR
Stuttgart Stock Exchange	XASX GS	XASX.SG	EUR

Cumulative performance figures						
	1 Month	3 Months	6 Months	1 Year	3 Years	Annualised Volatility
Share Class	4.13%	1.74%	4.26%	5.54%	16.73%	18.12%
Index	4.16%	1.79%	4.38%	5.85%	17.93%	17.82%
Tracking Difference	-0.03%	-0.05%	-0.12%	-0.31%	-1.20%	-
Tracking Error	0.04%	0.05%	0.04%	0.08%	0.10%	-

Calendar year performance figures						
	2019	2020	2021	2022	2023	YTD
Share Class	18.79%	-9.89%	13.68%	-4.01%	9.03%	1.74%
Index	-	-	14.04%	-3.65%	9.40%	1.79%
Tracking Difference	-	-	-0.36%	-0.36%	-0.36%	-0.05%
Tracking Error	-	-	0.09%	0.13%	0.08%	0.05%

Rolling performance figures												
	3/14 - 3/15	3/15 - 3/16	3/16 - 3/17	3/17 - 3/18	3/18 - 3/19	3/19 - 3/20	3/20 - 3/21	3/21 - 3/22	3/22 - 3/23	3/23 - 3/24	Since launch	
Share Class	6.24%	-4.40%	21.53%	1.00%	6.07%	-18.66%	24.83%	5.31%	5.02%	5.54%	4.19%	
Index	-	-	-	-	-	-	-	5.66%	5.44%	5.85%	-	
Tracking Difference	-	-	-	-	-	-	-	-0.35%	-0.42%	-0.31%	-	
Tracking Error	-	-	-	-	-	-	-	0.09%	0.13%	0.08%	-	

Past performance does not predict future returns.



Source: DWS, Index Provider

**\*Restructuring event(s): 09 December 2020 to date** Index: MSCI UK IMI Low Carbon SRI Leaders Select Index | Performance shown: ETF NAV (GBP) vs index (GBP).

**15 June 2007 to 09 December 2020** Index: FTSE All-Share Index | Performance shown: ETF NAV (GBP) vs index (GBP).

Index performance, Tracking Error and Tracking Difference calculations were reset on 09 December 2020.

# THINK ETF. THINK X.

This factsheet is as at 28 March 2024 unless otherwise specified.

Top 10 ETF constituents		
Issuer	ISIN	Weight
ASTRAZENECA ORD	GB0009895292	17.34%
HSBC HOLDINGS ORD	GB0005405286	12.43%
UNILEVER PLC ORD	GB00B10RZP78	10.42%
RELX PLC ORD	GB00B2B0DG97	6.76%
RECKITT BNCSR GRP ORD	GB00B24CGK77	3.37%
3I GROUP ORD	GB00B1YW4409	2.86%
ASHTED GROUP ORD	GB0000536739	2.59%
PRUDENTIAL ORD	DE000A26RDE0	2.14%
VODAFONE GROUP ORD	GB00BH4HKS39	1.70%
LEGAL AND GENERAL GROUP PLC	GB0005603997	1.59%
ETF Fundamentals		
ETF PE Ratio (Forward)	9.12	
ETF PE Ratio (Trailing)	13.96	
Number of Securities in the Fund	126	

Source: DWS, 28 March 2024

Index information	
Index Name	MSCI UK IMI Low Carbon SRI Leaders Select Index
Index Provider	MSCI INC.
Bloomberg Symbol	NG734646
Index Type	Total Return Net
Index Base Currency	GBP
Number of Index constituents	120
Index Rebalance Frequency	Quarterly

Source: Index Provider

## Further information on Xtrackers ETFs

DWS Investment S.A. | Xtrackers ETF Hotline: +44 (0)20 7547 1747  
Team Website: [www.Xtrackers.com](http://www.Xtrackers.com)  
2, Boulevard Konrad Adenauer E-Mail: [Xtrackers@dws.com](mailto:Xtrackers@dws.com)  
L-1115 Luxembourg  
Telephone: +352 42 101 8190

## Additional Information

A Glossary of Terms is available at [Xtrackers.com](http://Xtrackers.com).

ETF performance is shown on NAV basis, net of fees and index replication costs. ETF performance includes reinvested dividends. Index performance is calculated on a total return basis. On restructuring event dates, index values are re-based to match the index level of the previous index. Volatility is calculated since launch of the share class.

## Disclaimer

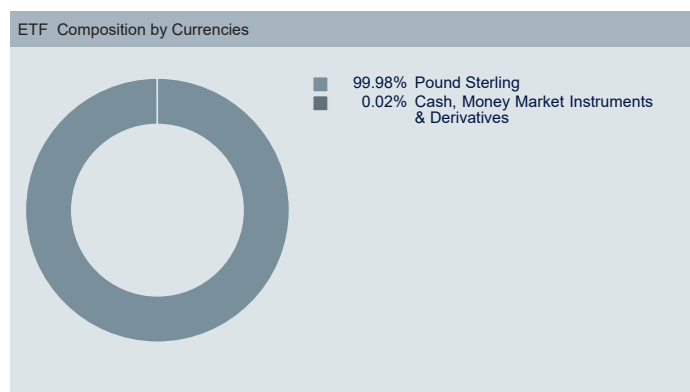
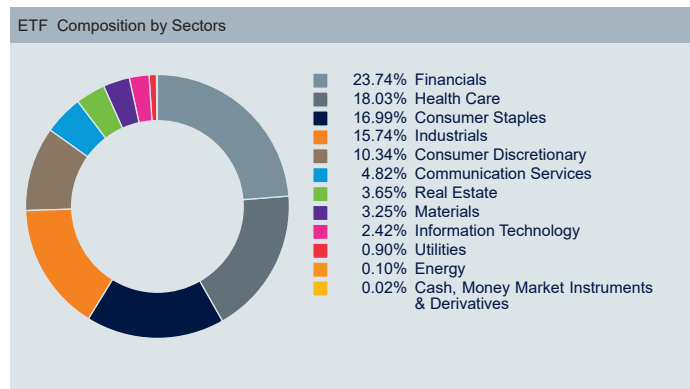
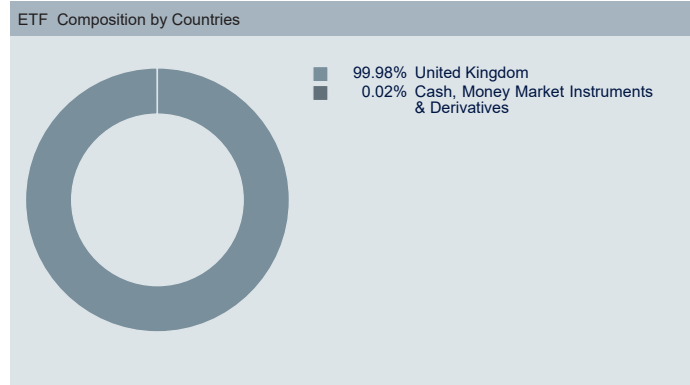
This document is intended as marketing communication does not create any legally binding obligations on the part of DWS Group GmbH & Co. KGaA and/or its affiliates (DWS). This document does not constitute investment advice. Without limitation, this document does not constitute an offer, an invitation to offer or a recommendation to enter into any transaction. Before making an investment decision, investors need to consider, with or without the assistance of an investment adviser, whether the investments and strategies described or provided by DWS are appropriate in light of their particular investment needs, objectives and financial circumstances. Information in this document has been obtained or derived from sources believed to be reliable and current. However, accuracy or completeness of the sources cannot be guaranteed. According to the information in the sales prospectus distribution of the products mentioned in this document is subject to restrictions of the relevant jurisdictions. This document and the information contained herein may only be distributed and published in jurisdictions in which such distribution and publication is permissible in accordance with applicable law in those jurisdictions. Direct or indirect distribution of this document is prohibited in the USA as well as to or for the account of US persons and persons residing in the USA. Xtrackers is an undertaking for collective investment in transferable securities (UCITS) in accordance with the applicable laws and regulations and set up as open-ended investment company with variable capital and segregated liability amongst its respective compartments. Investors must buy and must usually sell shares in Xtrackers UCITS ETFs on a secondary market with the assistance of an intermediary (e.g. a stockbroker) and may incur fees for doing so. In addition, investors may pay more than the current net asset value when buying shares and may receive less than the current net asset value when selling them. Before making any investment decision, investors should refer to the Risk Factors in the Prospectus and Key Information Document. Tax treatment of the Xtrackers UCITS ETFs depends on the individual circumstances of each investor. Xtrackers is incorporated in the Grand Duchy of Luxembourg, is registered with the Luxembourg Trade and Companies' Register under number B-119.899 and has its registered office at 49, avenue J.F. Kennedy, L-1855 Luxembourg. DWS Investment S.A. acts as the management company of Xtrackers. The Investment Company may decide to terminate the arrangements made for the marketing of this fund. Complete information on the Fund, including all risks and costs, can be found in the relevant current prospectus. Together with the relevant key information document, these constitute the only binding sales documents for the Fund. Investors can obtain these documents, together with regulatory information, as well as the latest constitutional documents for the Fund in German from DWS Investment GmbH, Mainzer Landstraße 11-17, 60329 Frankfurt am Main or in English from DWS Investment S.A., 2, Boulevard Konrad Adenauer, L-1115 Luxembourg, in printed form free of charge, or available in respective languages from Germany: <https://etf.dws.com/de-de/> Austria: <https://etf.dws.com/de-at/> Belgium: <https://etf.dws.com/en-be/> France: <https://etf.dws.com/fr-fr/> Italy: <https://etf.dws.com/it-it/> Luxembourg: <https://etf.dws.com/en-lu/> Spain: <https://etf.dws.com/es-es/> Netherlands: <https://etf.dws.com/nl-nl/> Sweden: <https://etf.dws.com/sv-se/> and UK/Ireland: <https://etf.dws.com/en-gb/>. A summary of investor rights is available at [www.etf.dws.com](http://www.etf.dws.com) under "About Us – How to Complain?". **PAST PERFORMANCE IS NO GUARANTEE OF FUTURE RESULTS.**  
© 2024 DWS International GmbH acting through its branch offices where relevant

## Index Disclaimer

The funds or securities referred to herein are not sponsored, endorsed, or promoted by MSCI, and MSCI bears no liability with respect to any such funds or securities or any index on which such funds or securities are based. The Prospectus of Xtrackers MSCI UK ESG UCITS ETF contains a more detailed description of the limited relationship MSCI has with Xtrackers and any related funds.

## MSCI UK ESG UCITS ETF

Source: DWS  
Figures may not always add up to 100.00% due to rounding



THINK ETF. THINK X.