

Z Accumulation GBP | Data as at 31.01.2022

Fund objectives and investment policy

The Fund aims to achieve capital growth and income in excess of the FTSE All Share Gross Total Return index (after fees have been deducted) over a three to five year period by investing in equity and equity related securities of UK companies.

Relevant risks associated with an investment in this fund are shown overleaf and should be carefully considered before making any investment. Above is the Investment Objective of the fund. For details on the fund's Investment Policy please see the KIID. For details of the fund's investment policy please refer to the fund's Key Investor Information Document (KIID).

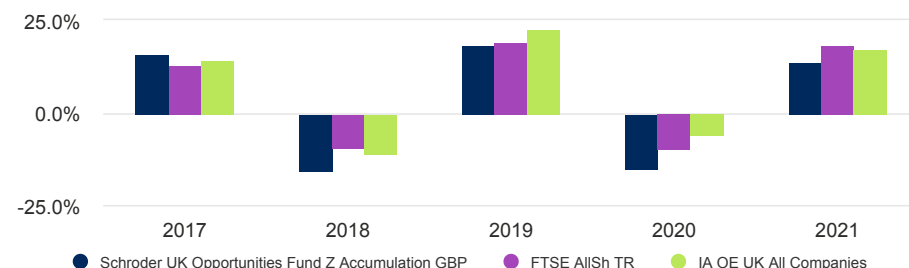
Past Performance is not a guide to future performance and may not be repeated. The value of investments and the income from them may go down as well as up and investors may not get back the amounts originally invested. Exchange rate changes may cause the value of any overseas investments to rise or fall.

Share class performance (%)

Cumulative performance	1 month	3 months	YTD	1 year	3 years	5 years	10 years
Share class (Net)	-4.7	-3.7	-4.7	9.8	3.8	5.4	80.1
Target	-0.3	2.0	-0.3	18.9	21.7	30.2	104.4
Comparator	-3.6	-1.9	-3.6	13.9	23.0	30.6	114.3

12 month performance	Discrete yearly performance - Jan					Calendar year performance				
	2017	2018	2019	2020	2021	2017	2018	2019	2020	2021
	2018	2019	2020	2021	2022					
Share class (Net)	14.8	-11.5	9.0	-13.2	9.8	16.1	-15.4	18.5	-15.1	13.7
Target	11.3	-3.8	10.7	-7.5	18.9	13.1	-9.5	19.2	-9.8	18.3
Comparator	12.5	-5.6	13.3	-4.8	13.9	14.1	-11.2	22.4	-6.2	17.1

Performance over 5 years (%)



Please see the Benchmark section under Important information for more details.

Ratings and accreditation



Please refer to the Source and ratings information section for details on the icons shown above.

Fund facts

Fund manager	Nick Kissack Bill Casey
Managed fund since	01.05.2021 ; 01.05.2021
Fund management company	Schroder Unit Trusts Limited
Domicile	United Kingdom
Fund launch date	25.02.2002
Share class launch date	02.07.1999
Fund base currency	GBP
Share class currency	GBP
Fund size (Million)	GBP 79.61
Number of holdings	31
Target	FTSE AllShare TR
Comparator	IA OE UK All Companies
Unit NAV	GBP 4.8240
Dealing frequency	Daily
Distribution frequency	Semi-Annually

Fees & expenses

Ongoing charge	0.80%
Redemption fee	0.00%

Purchase details

Minimum initial subscription	GBP 50,000
------------------------------	------------

Codes

ISIN	GB0007218398
Bloomberg	CAZUEXI LN
SEDOL	0721839

Z Accumulation GBP | Data as at 31.01.2022

5 year return of GBP 10,000



The chart is for illustrative purposes only and does not reflect an actual return on any investment.

Returns are calculated bid to bid (which means performance does not include the effect of any initial charges), net income reinvested, net of fees.

Risk considerations

Performance risk: Investment objectives express an intended result but there is no guarantee that such a result will be achieved. Depending on market conditions and the macro economic environment, investment objectives may become more difficult to achieve.

Please see the KIID and Prospectus for a full list of risk considerations applicable to this fund.

Synthetic risk & reward indicator (SRRI)

LOWER RISK

Potentially lower reward

HIGHER RISK

Potentially higher reward



The risk category was calculated using historical performance data and may not be a reliable indicator of the fund's future risk profile. The fund's risk category is not guaranteed to remain fixed. Please see the Key Investor Information Document for more information.

Risk statistics & financial ratios

	Fund	Target
Annual volatility (%) (3y)	20.9	15.7
Alpha (%) (3y)	-6.4	-
Beta (3y)	1.3	-
Sharpe ratio (3y)	0.1	0.5
Information ratio (3y)	-0.7	-
Dividend Yield (%)	2.3	-
Price to book	2.9	-
Price to earnings	19.4	-
Predicted Tracking error (%)	6.0	-

Source: Morningstar, and Schroders for the Predicted tracking error. The above ratios are based on bid to bid price based performance data.

For help in understanding any terms used, please visit

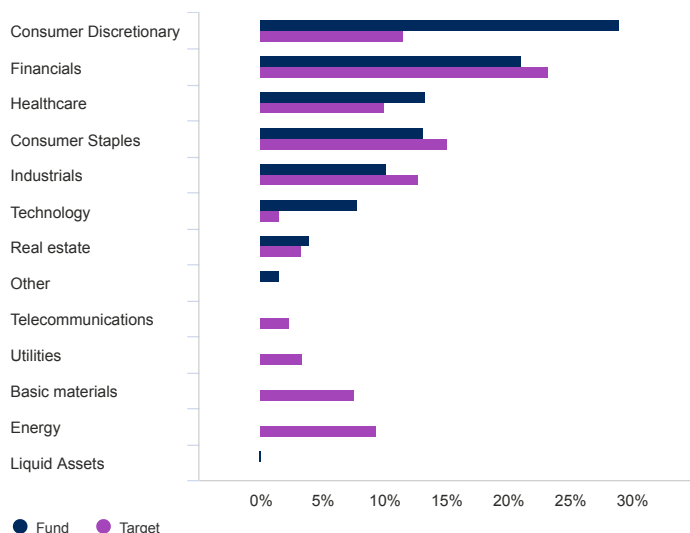
<https://www.Schroders.com/en/glossary/> These financial ratios refer to the average of the equity holdings contained in the fund's portfolio and in the benchmark (if mentioned) respectively. Please note this is an accumulation share class and as such the investor will not receive an income distribution. Any income will be reinvested into the fund.

Z Accumulation GBP | Data as at 31.01.2022

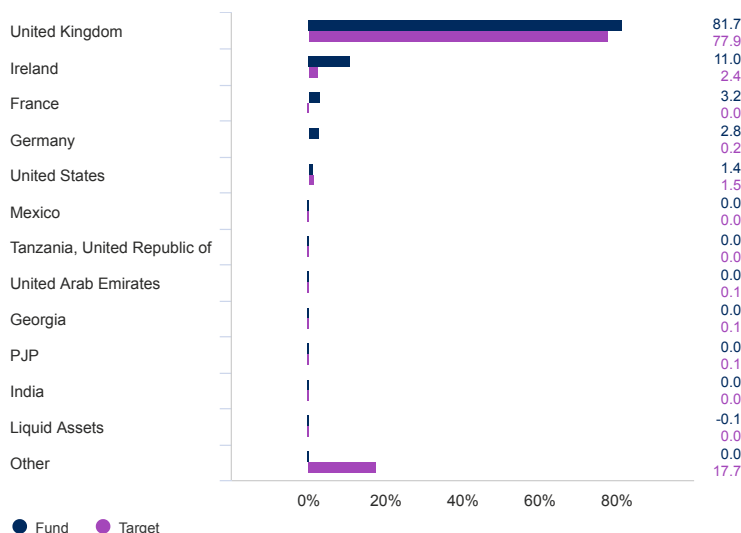
Asset allocation

Target refers to the Benchmark listed in the Fund facts section and described under the Share class performance section on page 1. Source: Schroders. Top holdings and asset allocation are at fund level.

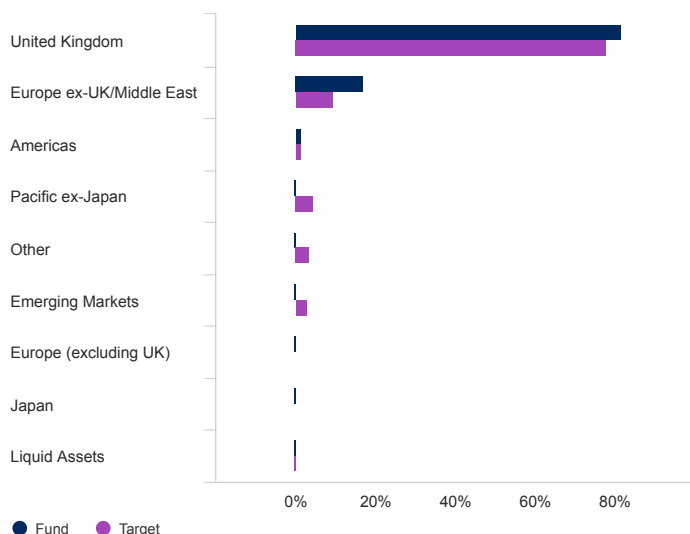
Sector (%)



Geographical Breakdown (%)



Region (%)



Top 10 holdings (%)

Holding name	%
Unilever PLC	6.4
RELX PLC	6.0
Smith & Nephew PLC	5.3
GlaxoSmithKline PLC	5.2
Prudential PLC	4.7
Burberry Group PLC	4.6
Kerry Group PLC	4.4
Legal & General Group PLC	4.1
UNITE Group PLC/The	4.0
Sage Group PLC/The	3.7

Share class available

	Z Accumulation GBP	Z Income GBP
Distribution frequency	Semi-Annually	Semi-Annually
ISIN	GB0007218398	GB00B6ZH3F37
Bloomberg	CAZUEXI LN	CAZUOXI LN
SEDOL	0721839	B6ZH3F3

Z Accumulation GBP | Data as at 31.01.2022

Contact information

Schroder Unit Trusts Limited
1 London Wall Place
London
United Kingdom
EC2Y 5AU
Tel: 0800 182 2399
Fax: 0333 207 4504

For your security, communications may be taped or monitored.

Benchmark and corporate action information

Some performance differences between the fund and the benchmark may arise because the fund performance is calculated at a different valuation point from the benchmark. Alex Breese replaced Matt Hudson as Fund Manager for this fund on 01.12.2019. Bill Casey and Nick Kissack replaced Alex Breese as Fund Managers for this fund on 01.05.2021. On 24.03.2014, the fund, previously named Cazenove UK Opportunities Fund, changed its name to Schroder UK Opportunities Fund. The fund's performance should be assessed against its target benchmark, being to exceed the FTSE All Share (Gross Total Return) index, and compared against the Investment Association UK All Companies sector average return. The investment manager invests on a discretionary basis and is not limited to investing in accordance with the composition of the benchmark.

Source and ratings information

Source of all performance data, unless otherwise stated: Morningstar, bid to bid, net income reinvested, net of fees.

Morningstar Rating: © Morningstar 2022. All Rights Reserved. The information contained herein: (1) is proprietary to Morningstar and/or its content providers; (2) may not be copied or distributed; and (3) is not warranted to be accurate, complete or timely. Neither Morningstar nor its content providers are responsible for any damages or losses arising from any use of this information. Past performance is no guarantee of future results.

Citywire Ratings are sourced from Citywire.

Important information

A Key Investor Information Document and Supplementary Information Document are available. These can be requested via our website at www.schroders.co.uk or call one of our Investor Services Team on 0800 182 2399 for a printed version. For investors' security, telephone calls to Schroder Unit Trusts Limited may be recorded. Nothing in this factsheet should be construed as advice and is therefore not a recommendation to buy or sell units. The data contained in this document has been sourced by Schroders and should be independently verified before further publication or use. Issued by Schroder Unit Trusts Limited, 1 London Wall Place, London EC2Y 5AU. Registered No.4191730 England. Authorised and regulated by the Financial Conduct Authority. Schroders has expressed its own views and these may change. Schroders will be a data controller in respect of your personal data. For information on how Schroders might process your personal data, please view our Privacy Policy available at www.schroders.com/en/privacy-policy or on request should you not have access to this webpage. Third party data is owned or licensed by the data provider and may not be reproduced or extracted and used for any other purpose without the data provider's consent. Third party data is provided without any warranties of any kind. The data provider and issuer of the document shall have no liability in connection with the third party data. The Prospectus and/or www.schroders.com contains additional disclaimers which apply to the third party data.

FTSE International Limited ("FTSE") © FTSE (2021). "FTSE" is a trade mark of London Stock Exchange Plc and The Financial Times Limited and is used by FTSE International Limited under licence. All rights in the FTSE indices and / or FTSE ratings vest in FTSE and/or its licensors. Neither FTSE nor its licensors accept any liability for any errors or omissions in the FTSE indices and / or FTSE ratings or underlying data. No further distribution of FTSE Data is permitted without FTSE's express written consent.