

Allianz Global Sustainability - RT - EUR

Fund for stocks of international companies striving for sustainability



Investment Objective

The fund concentrates on companies on global stock markets in accordance with the Sustainable and Responsible Investment Strategy (SRI Strategy). Its investment objective is to attain capital growth over the long term.

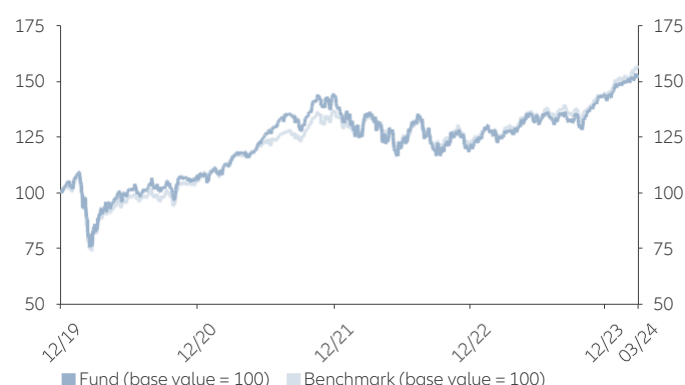
Fund Manager

Giles Money
(since 09/01/2023)

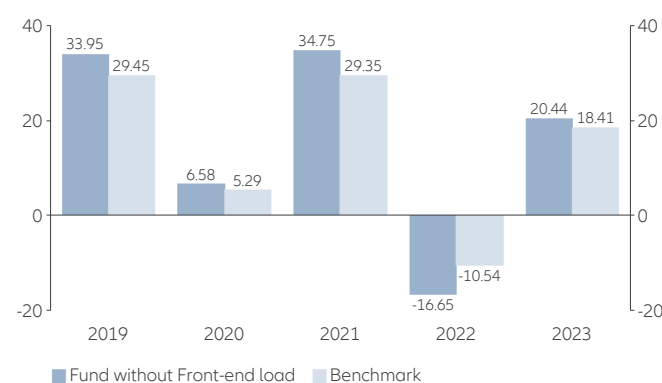
Alex Bibani
(since 04/01/2023)

Performance

Since Inception ¹



Performance History (%) ¹



Performance History (%) ¹

	YTD	1M	3M	6M	1Y ²	3Y ²	3Y p.a. ²	5Y ²	5Y p.a. ²	S. Inc. ²	S. Inc. p.a. ²
Fund	6.12	2.45	6.12	14.94	20.91	33.78	10.19	77.62	12.18	457.29	8.42
Benchmark	8.94	3.63	8.94	16.17	21.96	36.65	10.97	80.68	12.56	445.14	8.31

Key Information

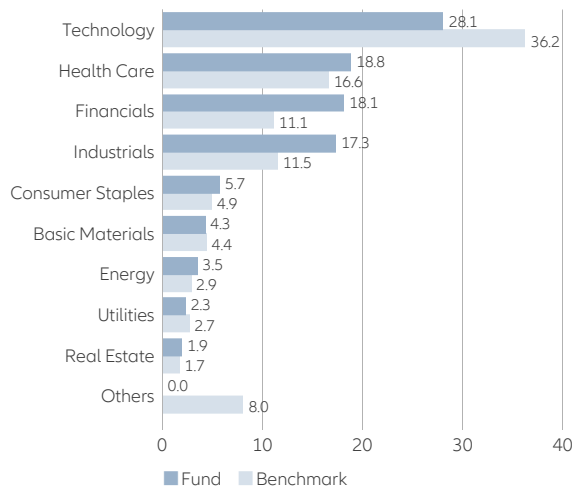
ISIN / German security no.	LU1173935773 / A14 MUJ
Bloomberg Ticker / Reuters Ticker	ALGLSRT LX
Benchmark	DOW JONES Sustainability World Total Return Net (in EUR)
EU SFDR Category ³	Article 8
Management company	Allianz Global Investors GmbH, Luxembourg
Investment manager	Allianz Global Investors UK Ltd
Custodian bank	State Street Bank International GmbH - Luxembourg branch
Launch date	03/27/2015
Net assets	2,526.88 mn. EUR
Share class volume	67.40 mn. EUR
Financial year end	9/30/
Accumulation on 12/31/2017	0.468 EUR
Registered for sale in	AE, AT, BE, BN, BW, CH, DE, ES, FR, GB, GR, HK, HU, IE, IS, LU, MO, NL, SE, SG
Number of Holdings	46

Risk/ Return Ratios ¹

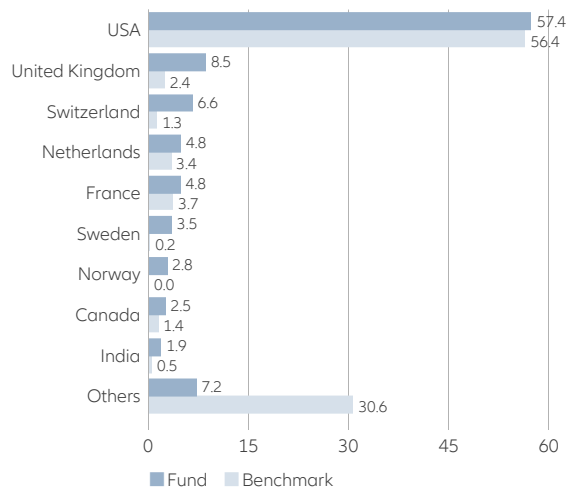
	3 Years	5 Years
Alpha (%)	-0.78	-0.38
Beta	1.06	1.03
Coefficient of correlation	0.92	0.94
Information ratio	-0.15	-0.07
Sharpe ratio ⁴	0.64	0.77
Treynor ratio	8.28	11.19
Tracking error (%)	5.35	5.22
Volatility (%) ⁵	13.82	15.02
Active share (%) ⁶	77.12	
Dividend yield (%) ⁷	1.61	

Portfolio Structure ⁸

Sector Breakdown (%)



Country/Location Breakdown (%)



Fee Structure

All-in fee in % p.a. ⁹	currently 1.05 (max. 1.43)
TER (%) ¹⁰	1.10

Top 10 Holdings (%)

MICROSOFT CORP	7.57
VISA INC-CLASS A SHARES	3.19
ALPHABET INC-CL A	3.12
MEDTRONIC PLC	3.09
APPLIED MATERIALS INC	3.07
INTUIT INC	3.05
ASML HOLDING NV	2.85
S&P GLOBAL INC	2.63
CAPGEMINI SE	2.47
CANADIAN PACIFIC KANSAS CITY	2.46
Total	33.50

Opportunities

- + High return potential of stocks in the long run
- + Investments specifically in companies with sustainable business practices
- + Currency gains possible
- + Broad diversification across numerous securities
- + Possible extra returns through single security analysis and active management

Risks

- High volatility of stocks, losses possible. The volatility of fund unit prices may be strongly increased.
- Underperformance of the investment theme possible
- Currency losses possible
- Limited participation in the yield potential of single securities
- Success of single security analysis and active management not guaranteed

- 1) Calculated at the net asset value, excl. front-end load and redemption fees, distributions reinvested. Calculation according to method as defined by BVI, the German Fund Companies Association. Any front-end loads and redemption fees reduce the capital employed and the performance stated. All performance data of Allianz Global Sustainability - RT - EUR prior to the launch date, 27/03/2015, refer to another share class of the same investment fund, Allianz Global Sustainability, an open-ended SICAV organised under the laws of Luxembourg and managed by Allianz Global Investors GmbH - Frankfurt, namely Allianz Global Sustainability - A - EUR (ISIN LU0158827195) launched on 02/01/2003. This does not imply that Allianz Global Sustainability - RT - EUR will experience a similar performance in the future. All share classes/investment funds mentioned above are based on the same investment objectives and strategies as well as risk profiles and fee structures. Past performance does not predict future returns
- 2) This data is based on rolling 12-month periods as at 03/31/2024. It is presented in addition to the calendar year performance.
- 3) SFDR: EU Sustainable Finance Disclosure Regulation. Information accurate at time of publishing.
- 4) The Sharpe ratio states the relationship between the return generated by the fund and the investment risk. The fund's excess return versus the risk-free market rate is compared to volatility. Negative values are not meaningful.
- 5) Volatility measures the fluctuation range of the fund's performance over a specified period of time.
- 6) Measure of the proportion of fund assets that is invested differently from the benchmark.
- 7) The dividend yield corresponds to the expected dividend divided by the current price of the share, expressed as a percentage. (eDiv/share price) where: eDiv = product of the last dividend payment and the number of expected dividend payments per year (e.g. the expected dividend for a share with quarterly dividend payment corresponds to the dividend for the last quarter times four). The dividend yield depends both on the amount of the dividend and the current price of the share. Both these key variables may be subject to constant change. The dividend yield is only a snapshot based on the current amount of the dividend and the current share price; **as a result, it is not suitable as an indicator of the future performance of an equity fund.**
- 8) This is for guidance only and not indicative of future allocation.
- 9) The all-in fee includes the expenses previously called management, administration and distribution fees. Any payment of a trail fee by the management company to a distribution partner will be effected from the all-in fee.
- 10) TER generally: Total cost (except transaction costs) charged to the fund during the last financial year. TER for funds-of-funds: The costs incurred by the fund itself (except transaction costs). Since the fund held other investment units ("target funds") in the reporting period, further costs, charges and fees may have been incurred at the level of the target fund.

Disclaimer

Investing involves risk. The value of an investment and the income from it may fall as well as rise and investors might not get back the full amount invested. Allianz Global Sustainability is a sub-fund of Allianz Global Investors Fund SICAV, an open-ended investment company with variable share capital organised under the laws of Luxembourg. The value of the units/shares which belong to the Unit/Share Classes of the Sub-Fund that are denominated in the base currency may be subject to a strongly increased volatility. The volatility of other Unit/Share Classes may be different. Past performance does not predict future returns. If the currency in which the past performance is displayed differs from the currency of the country in which the investor resides, then the investor should be aware that due to the exchange rate fluctuations the performance shown may be higher or lower if converted into the investor's local currency. This is for information only and not to be construed as a solicitation or an invitation to make an offer, to conclude a contract, or to buy or sell any securities. The products or securities described herein may not be available for sale in all jurisdictions or to certain categories of investors. This is for distribution only as permitted by applicable law and in particular not available to residents and/or nationals of the USA. The investment opportunities described herein do not take into account the specific investment objectives, financial situation, knowledge, experience or specific needs of any particular person and are not guaranteed. The Management Company may decide to terminate the arrangements made for the marketing of its collective

investment undertakings in accordance with applicable de-notification regulation. The views and opinions expressed herein, which are subject to change without notice, are those of the issuer companies at the time of publication. The data used is derived from various sources, and assumed to be correct and reliable at the time of publication. The conditions of any underlying offer or contract that may have been, or will be, made or concluded, shall prevail. For a free copy of the sales prospectus, incorporation documents, daily fund prices, Key Information Document, latest annual and semi-annual financial reports, contact the management company Allianz Global Investors GmbH in the fund's country of domicile, Luxembourg, [the Swiss funds' representative and paying agent BNP Paribas Securities Services, Paris, Zurich branch, Selnaustrasse 16, CH-8002 Zürich - for Swiss retail investors only] or the editor either electronically or by mail at the given address or regulatory.allianzgi.com. Please read these documents, which are solely binding, carefully before investing. This is a marketing communication issued by Allianz Global Investors (Schweiz) AG, a 100% subsidiary of Allianz Global Investors GmbH. The Summary of Investor Rights is available in English, French, German, Italian and Spanish at <https://regulatory.allianzgi.com/en/investors-rights>. The duplication, publication, or transmission of the contents, irrespective of the form, is not permitted; except for the case of explicit permission by Allianz Global Investors GmbH.