

OVERALL  
MORNINGSTAR RATING™



## FUND FACTS

**NAV (£m)**  
98.6

**Inception Date**  
March 20, 2009

**Domiciled**  
UK, Non UCIT Retail Scheme (NURS)

**Dealing Frequency**  
Daily

**Management Company**  
Baring Fund Managers Limited

**Investment Manager**  
Baring Asset Management Limited

**Share Classes**  
GBP

**Distribution Frequency**  
Semi-Annual

**Base Currency**  
GBP

**Performance Comparator<sup>1</sup>**  
Retail Price Index (RPI)

## PORTFOLIO MANAGERS

**Christopher Mahon**  
21 years of experience

**Alison El-Araby**  
15 years of experience

## APRIL 2021 / FACTSHEET

### OBJECTIVE

The Barings Multi Asset Fund ("The Fund") aims to generate a return in excess of UK inflation over a three year period.

### STRATEGY

Dynamic top down approach to asset allocation implemented using active and passive building blocks

### MARKET OPPORTUNITY

- Targeting equity like returns with less risk than global equities
- Understanding risk and diversification – recognizing changing correlations and risk characteristics
- Simple building blocks – a transparent, disciplined and proven process with strong risk controls
- Highly experienced team managing targeted return strategies since 2002

FUND PERFORMANCE (%)	Class A GBP Inc (Gross of Fees)	Class A GBP Inc (Net of Fees)	Performance Comparator <sup>1,2</sup>
April 2021	2.65	2.50	0.12
3 Months	2.06	1.62	0.36
Year to Date	2.33	1.74	0.47
1 Year	22.83	20.72	1.21
3 Years	4.18	2.38	2.23
5 Years	6.28	4.45	2.55
10 Years	5.43	3.60	2.62
Since Inception	7.35	5.50	2.64

ROLLING 12 MONTH PERFORMANCE (%)	Class A GBP Inc (Gross of Fees)	Class A GBP Inc (Net of Fees)	Performance Comparator <sup>1,2</sup>
03/31/2020 - 03/31/2021	26.94	24.76	1.21
03/31/2019 - 03/31/2020	-13.25	-14.74	2.59
03/31/2018 - 03/31/2019	2.77	0.98	3.06
03/31/2017 - 03/31/2018	4.27	2.47	3.74
03/31/2016 - 03/31/2017	13.11	11.14	2.14

**PAST PERFORMANCE IS NOT NECESSARILY INDICATIVE OF FUTURE RESULTS.** An investment entails a risk of loss. Returns for periods greater than one year are annualized.

Source: Barings: Performance figures are shown in Sterling on a NAV per unit basis, with gross income reinvested.

1. The Performance Comparator is the Retail Price Index.
2. The Performance Comparator data provided is an estimate. The calculation is based on the compounded monthly return derived each month quoted annual RPI. This means that we take the 12th root of the annual figure and multiply it by 12 to provide a continuous stream.

### MANAGEMENT FEE SCHEDULE

Share Class	Min Investment	Management Charges (p.a)
Class A GBP Inc	£2000	Initial 5.00% Annual 1.5%

## MULTI ASSET PLATFORM<sup>1</sup>

Barings manages \$326 billion of fixed income, equities, real estate, alternatives and multi asset globally

The large and well-resourced Multi Asset Group, established in 2002, is built around a matrix of essential expertise and skillsets, including asset allocation, targeted return investment and both security and fund selection.

Barings manages \$4.0 billion in top down strategies via funds and separate accounts

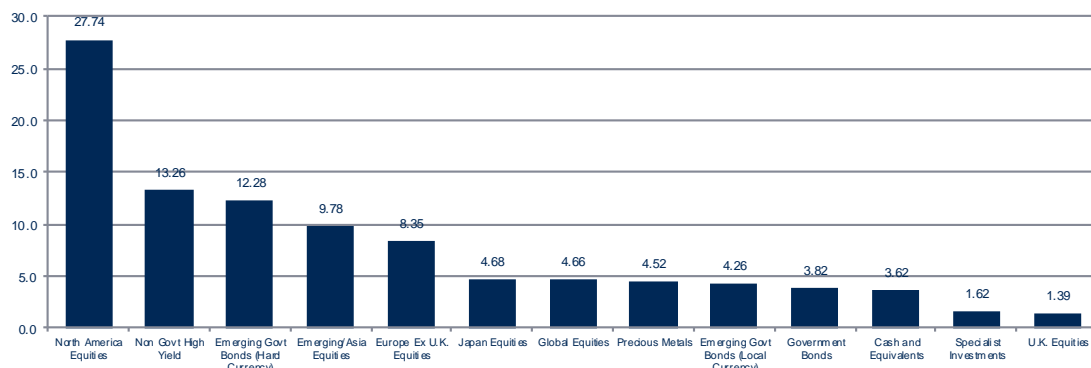
- AUM: Target return £2,259
- AUM: Balanced £343

The Multi Asset client base includes financial institutions, pensions, foundations and endowments and wholesale distributors

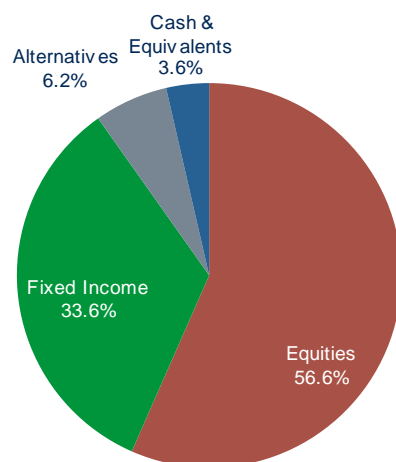
## CHARACTERISTICS<sup>2,4</sup>

	FUND	MSCI ACWI (HEDGED TO GBP)
Expected Volatility (%)	10.60	14.9
Sharpe Ratio (Since Inception)	0.88	0.97
Historic Yield (%)	1.28	N/A

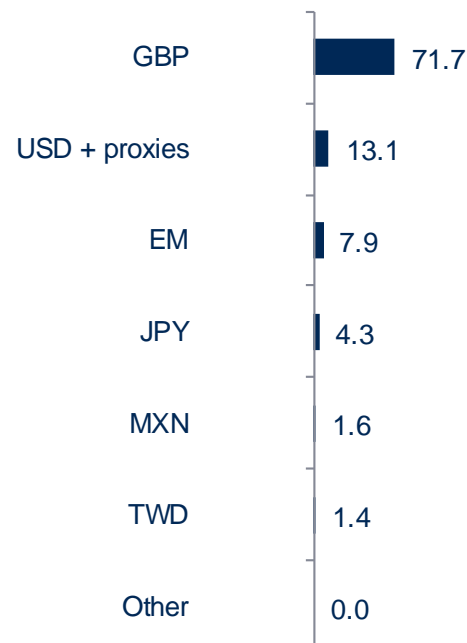
## FUND BREAKDOWN<sup>3</sup>



## ASSET CLASS EXPOSURE<sup>3</sup>



## CURRENCY EXPOSURE<sup>3</sup>



1. Barings assets and investment professionals as of March 31, 2021.
2. Risk statistics are based on gross performance. Historic yield reflects distributions declared over the past 12 months as The Multi Asset client base includes financial institutions, pensions, foundations and endowments and wholesale distributors the mid-market unit price. It does not include any preliminary charge and investors may be subject to tax on their distributions. Yields are not guaranteed.
3. As of April 30, 2021.
4. Refer to glossary on our website for definitions of terms. Characteristics are subject to change.

## CLASS A ACTIVE SHARE CLASSES

Name	ISIN	Bloomberg	Lipper
Class A GBP Inc	GB00B3VBC734	BMULAAI LN	65147591
Class A GBP Acc	GB00B3VBC841	BMULAAA LN	65147592

\*Please refer to prospectus for additional currency class information.

### Key Risks:

- Changes in exchange rates between the currency of the Fund and the currencies in which the assets of the Fund are valued can have the effect of increasing or decreasing the value of the Fund and any income generated
- Emerging markets or less developed countries may face more political, economic or structural challenges than developed countries. Coupled with less developed regulation, this means your money is at greater risk
- Derivative instruments can make a profit or a loss and there is no guarantee that a financial derivative contract will achieve its intended outcome. The use of derivatives can increase the amount by which the Fund's value rises and falls and could expose the Fund to losses that are significantly greater than the cost of the derivative as a relatively small movement may have a larger impact on derivatives than the underlying assets
- Debt securities are subject to risks that the issuer will not meet its payment obligations (ie, default). Low rated (high yield) or equivalent unrated debt securities of the type in which the fund will invest generally offer a higher return than higher rated debt securities, but also are subject to greater risks that the issuer will default.

Note: ©2019 Morningstar. All Rights Reserved. The information contained herein: (1) is proprietary to Morningstar and/or its content providers; (2) may not be copied or distributed; and (3) is not warranted to be accurate, complete or timely. Neither Morningstar nor its content providers are responsible for any damages or losses arising from any use of this information. Past performance is no guarantee of future results.

The Morningstar Rating™ for funds, or "star rating", is calculated for managed products (including mutual funds, variable annuity and variable life subaccounts, exchange-traded funds, closed-end funds, and separate accounts) with at least a three-year history. Exchange-traded funds and open-ended mutual funds are considered a single population for comparative purposes. It is calculated based on a Morningstar Risk-Adjusted Return measure that accounts for variation in a managed product's monthly excess performance, placing more emphasis on downward variations and rewarding consistent performance. The Morningstar Rating does not include any adjustment for sales loads. The top 10% of products in each product category receive 5 stars, the next 22.5% receive 4 stars, the next 35% receive 3 stars, the next 22.5% receive 2 stars, and the bottom 10% receive 1 star. The Overall Morningstar Rating for a managed product is derived from a weighted average of the performance figures associated with its three-, five-, and 10-year (if applicable) Morningstar Rating metrics. The weights are: 100% three-year rating for 36-59 months of total returns, 60% five-year rating/40% three-year rating for 60-119 months of total returns, and 50% 10-year rating/30% five-year rating/20% three-year rating for 120 or more months of total returns. While the 10-year overall star rating formula seems to give the most weight to the 10-year period, the most recent three-year period actually has the greatest impact because it is included in all three rating periods.

Barings Multi Asset Fund A GBP Inc share class was rated against the following numbers of EAA Fund GBP Flexible Allocation investments over the following time periods: 327 investments in the last three years, 244 investments in the last five years, and 97 investments in the last ten years. **Past performance is no guarantee of future results.**

Morningstar Rating is for the A share class only; other classes may have different performance characteristics.

Baring Asset Management Limited - 20 Old Bailey, London, EC4M 7BF, United Kingdom

Authorized and regulated by the Financial Conduct Authority  
 CONTACT US: +44 (0) 333 300 0372 (This is a low cost number)  
 Telephone calls may be recorded and monitored  
[www.baring.com](http://www.baring.com)

## TO LEARN MORE PLEASE CONTACT YOUR LOCAL BARINGS TEAM

**EMEA based enquiries:**  
emea.info@barings.com

**General enquiries:**  
info@barings.com

Any forecasts in this document are based upon Barings opinion of the market at the date of preparation and are subject to change without notice, dependent upon many factors. Any prediction, projection or forecast is not necessarily indicative of the future or likely performance. Investment involves risk. The value of any investments and any income generated may go down as well as up and is not guaranteed by Barings or any other person. **PAST PERFORMANCE IS NOT NECESSARILY INDICATIVE OF FUTURE RESULTS.** Any investment results, portfolio compositions and or examples set forth in this document are provided for illustrative purposes only and are not indicative of any future investment results, future portfolio composition or investments. The composition, size of, and risks associated with an investment may differ substantially from any examples set forth in this document. No representation is made that an investment will be profitable or will not incur losses. Where appropriate, changes in the currency exchange rates may affect the value of investments. Prospective investors should read the offering documents for the details and specific risk factors of any Fund discussed in this document.

Barings is the brand name for the worldwide asset management and associated businesses of Barings LLC and its global affiliates. Barings Securities LLC, Barings (U.K.) Limited, Barings Global Advisers Limited, Barings Australia Pty Ltd, Barings Japan Limited, Barings Real Estate Advisers Europe Finance LLP, BREAE AIFM LLP, Baring Asset Management Limited, Baring International Investment Limited, Baring Fund Managers Limited, Baring International Fund Managers (Ireland) Limited, Baring Asset Management (Asia) Limited, Baring SICE (Taiwan) Limited, Baring Asset Management Switzerland Sarl, and Baring Asset Management Korea Limited each are affiliated financial service companies owned by Barings LLC (each, individually, an "Affiliate"). Some Affiliates may act as an introducer or distributor of the products and services of some others and may be paid a fee for doing so.

### NO OFFER:

The document is for informational purposes only and is not an offer or solicitation for the purchase or sale of any financial instrument or service in any jurisdiction. The material herein was prepared without any consideration of the investment objectives, financial situation or particular needs of anyone who may receive it. This document is not, and must not be treated as, investment advice, an investment recommendation, investment research, or a recommendation about the suitability or appropriateness of any security, commodity, investment, or particular investment strategy, and must not be construed as a projections or predictions.

In making an investment decision, prospective investors must rely on their own examination of the merits and risks involved and before making any investment decision, it is recommended that prospective investors seek independent investment, legal, tax, accounting or other professional advice as appropriate.

Unless otherwise mentioned, the views contained in this document are those of Barings. These views are made in good faith in relation to the facts known at the time of preparation and are subject to change without notice. Individual portfolio management teams may hold different views than the views expressed herein and may make different investment decisions for different clients. Parts of this document may be based on information received from sources we believe to be reliable. Although every effort is taken to ensure that the information contained in this document is accurate, Barings makes no representation or warranty, express or implied, regarding the accuracy, completeness or adequacy of the information.

Any service, security, investment or product outlined in this document may not be suitable for a prospective investor or available in their jurisdiction.

The information with respect to UCITS Funds is not intended for U.S. Persons, as defined in Regulation S under the U.S. Securities Act of 1933, or persons in any other jurisdictions where such use or distribution would be contrary to law or local regulation.

This is not an offer to sell or an invitation to apply for any product or service of Barings and is by way of information only. Before investing in any product we recommend that retail investors contact their financial adviser.

The Key Information Document (KIID) must be received and read before investing. All other relevant documents relating to the product such as the Report and Accounts and the Prospectus should also be read. The information in this document does not constitute investment, tax, legal or other advice. Compensation arrangements under the Financial Services and Markets Act 2000 of the United Kingdom will not be available in respect of any offshore funds.

### Copyright

Copyright in this document is owned by Barings. Information in this document may be used for your own personal use, but may not be altered, reproduced or distributed without Barings' consent.