

BGF Emerging Europe Fund  
Class D2 Euro  
BlackRock Global Funds

Performance, Portfolio Breakdowns and Net Assets information as at: 31/03/2024. All other data as at 10/04/2024.  
This document is marketing material. For Investors in Luxembourg. Investors should read the KIID/PRIIPs document and prospectus prior to investing, and should refer to the prospectus for the funds full list of risks.

FUND OVERVIEW

- The Fund aims to maximise the return on your investment through a combination of capital growth and income on the Fund's assets.
- The Fund invests at least 70% of its total assets in the equity securities (e.g. shares) of companies domiciled in, or the main business of which is in, emerging European countries or the Mediterranean region (countries bordering the Mediterranean Sea).
- The Fund may indirectly invest in emerging markets by investing in American Depositary Receipts (ADRs) and Global Depositary Receipts (GDRs), which are listed or traded on stock exchanges and regulated markets outside emerging markets. ADRs and GDRs are investments issued by financial institutions which give exposure to underlying equity securities.

RISK INDICATOR



**CAPITAL AT RISK:** The value of investments and the income from them can fall as well as rise and are not guaranteed. Investors may not get back the amount originally invested.

KEY RISKS:

- Emerging markets are generally more sensitive to economic and political conditions than developed markets. Other factors include greater 'Liquidity Risk', restrictions on investment or transfer of assets, failed/delayed delivery of securities or payments to the Fund and sustainability-related risks.
- Currency Risk: The Fund invests in other currencies. Changes in exchange rates will therefore affect the value of the investment.
- The value of equities and equity-related securities can be affected by daily stock market movements. Other influential factors include political, economic news, company earnings and significant corporate events.
- Counterparty Risk: The insolvency of any institutions providing services such as safekeeping of assets or acting as counterparty to derivatives or other instruments, may expose the Fund to financial loss.
- Liquidity Risk: Lower liquidity means there are insufficient buyers or sellers to allow the Fund to sell or buy investments readily.

RATINGS



KEY FACTS

**Constraint<sup>†</sup>:** MSCI EM Europe 10/40 Net Index in EUR

**Asset Class :** Equity

**Fund Launch Date :** 29/12/1995

**Share Class Launch Date :** 19/05/2006

**Share Class Currency :** EUR

**Use of Income :** Accumulating

**Net Assets of Fund (M) :** -

**Morningstar Category :** Emerging Europe Equity

**SFDR Classification :** Other

**Domicile :** Luxembourg

**ISIN :** LU0252967533

**Management Company :** BlackRock (Luxembourg) S.A.

\* or currency equivalent

FEES AND CHARGES

**Annual Management Fee :** 1,00%

**Ongoing Charge :** 1,32%

**Performance Fee :** 0,00%

DEALING INFORMATION

**Minimum Initial Investment :** 100.000 EUR \*

**Settlement :** Trade Date + 3 days

**Dealing Frequency :** Daily, forward pricing basis

\* or currency equivalent

PORTFOLIO CHARACTERISTICS

**Price to Book Ratio :** 1,37x

**Price to Earnings Ratio :** 6,80x

**Standard Deviation (3y) :** -

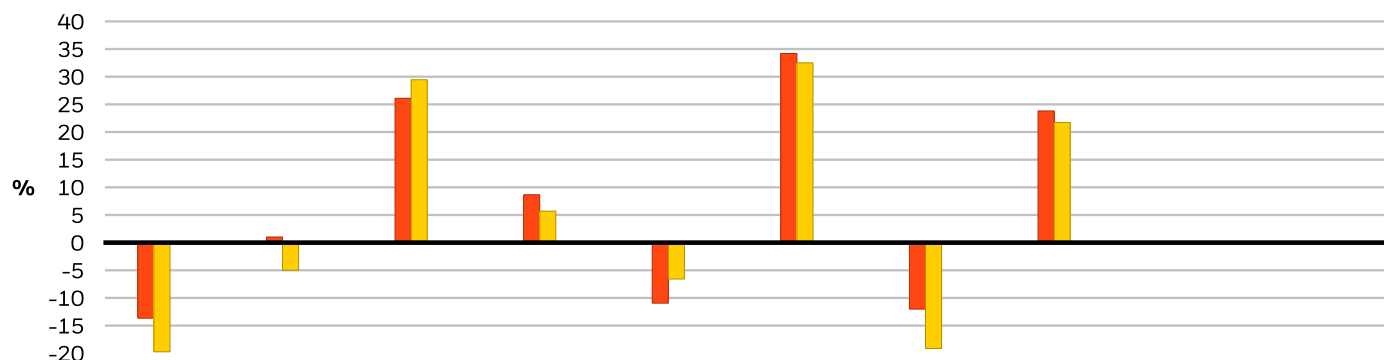
**3y Beta :** -

**Number of Holdings :** 53

PORTFOLIO MANAGER(S)

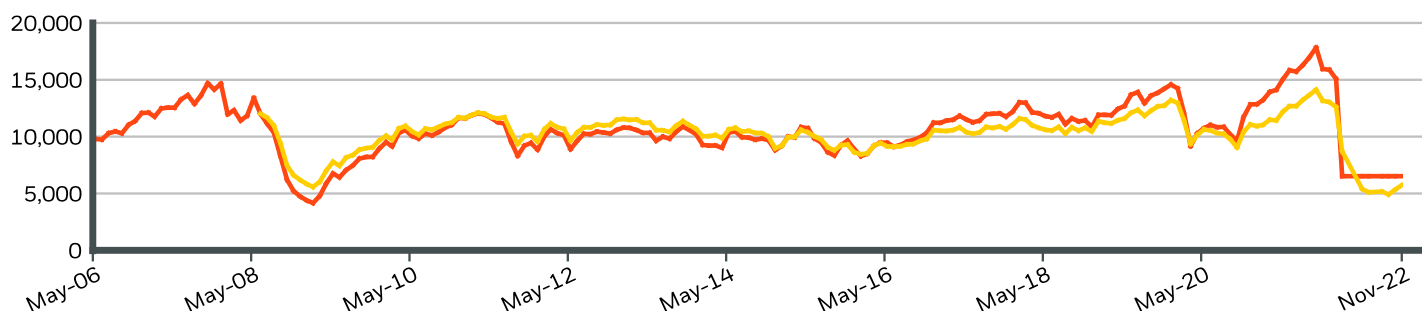
Samuel Vecht  
Christopher Colunga

**CALENDAR YEAR PERFORMANCE**



	2014	2015	2016	2017	2018	2019	2020	2021	2022	2023
Share Class	-13,67	1,02	26,10	8,67	-10,95	34,20	-12,03	23,82	-	-
Constraint¹¹	-19,74	-4,99	29,46	5,70	-6,58	32,52	-19,14	21,73	-	-

**GROWTH OF HYPOTHETICAL 10,000 EUR SINCE INCEPTION**



**CUMULATIVE & ANNUALISED PERFORMANCE**

	CUMULATIVE (%)					ANNUALISED (% p.a.)		
	1m	3m	6m	YTD	1y	3y	5y	Since Inception
Share Class	-	-	-	-	-	-	-	-
Constraint¹¹	-	-	-	-	-	-	-	-

The figures shown relate to past performance. Past performance is not a reliable indicator of current or future performance and should not be the sole factor of consideration when selecting a product or strategy. Share Class and Benchmark performance displayed in EUR, hedged share class benchmark performance is displayed in EUR. Performance is shown on a Net Asset Value (NAV) basis, with gross income reinvested where applicable. The return of your investment may increase or decrease as a result of currency fluctuations if your investment is made in a currency other than that used in the past performance calculation. **Source:** BlackRock

■ Share Class      BGF Emerging Europe FundClass D2 Euro  
■ Constraint¹¹      MSCI EM Europe 10/40 Net Index in EUR

**Contact Us**

For EMEA: +44 (0) 20 7743 3300 • [www.blackrock.com](http://www.blackrock.com) • [investor.services@blackrock.com](mailto:investor.services@blackrock.com)

BGF Emerging Europe Fund

Class D2 Euro

BlackRock Global Funds

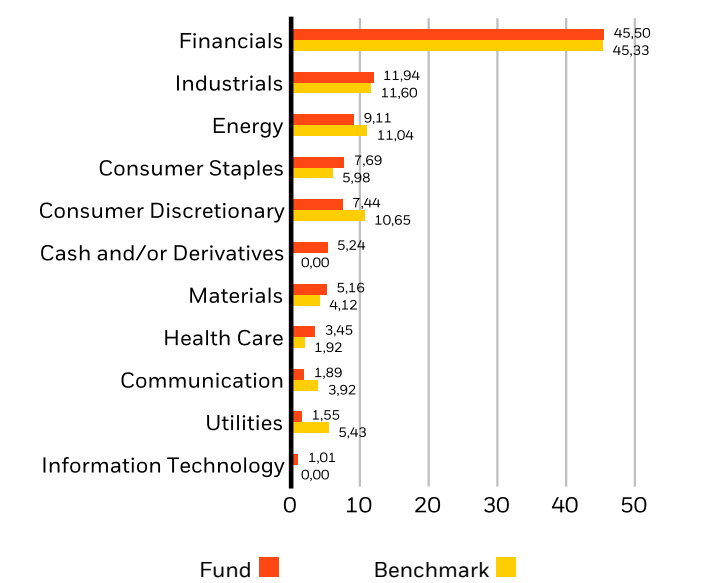
BlackRock

TOP 10 HOLDINGS (%)

BANK PEKAO SA	9,54%
OTP BANK	6,41%
PZU SA	5,14%
ORLEN SA	4,29%
POWSZECHNA KASA OSZCZEDNOSCI BANK	4,24%
YAPI VE KREDI BANKASI A	4,02%
BIM BIRLESIK MAGAZALAR A	3,62%
GEDEON RICHTER	3,45%
WIZZ AIR HOLDINGS PLC	3,30%
AKBANK A	3,24%
<b>Total of Portfolio</b>	<b>47,25%</b>

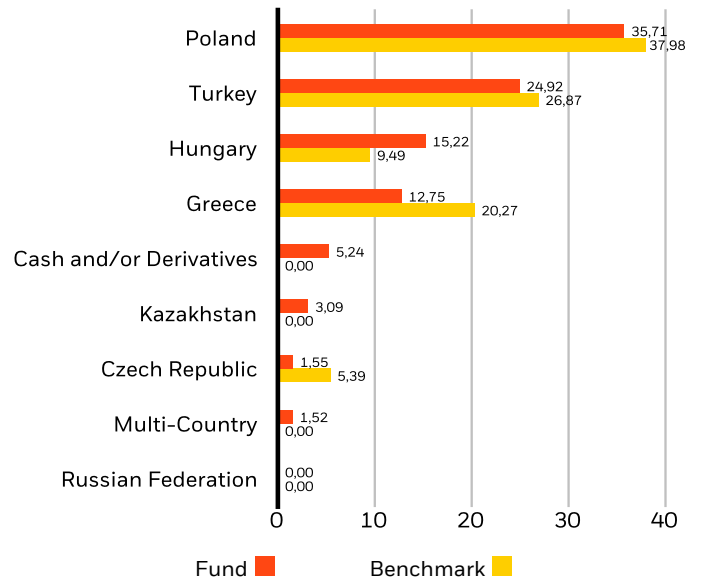
Holdings subject to change

SECTOR BREAKDOWN (%)



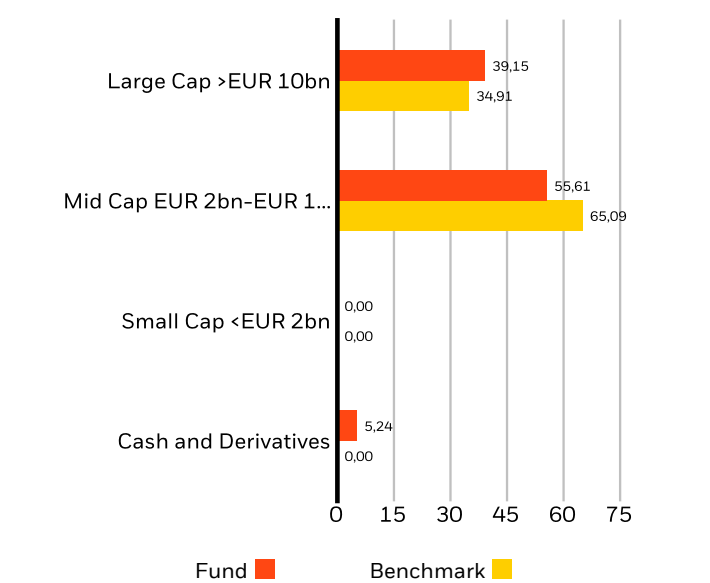
Allocations are subject to change. Source: BlackRock

GEOGRAPHIC BREAKDOWN (%)



Allocations are subject to change. Source: BlackRock

MARKET CAPITALISATION (%)



Allocations subject to change. Source: BlackRock



# BGF Emerging Europe Fund

## Class D2 Euro

### BlackRock Global Funds

**BlackRock**

#### GLOSSARY

**SFDR Classification: Article 8:** Products that promote environmental or social characteristics and promote good governance practices. **Article 9:** Products that have sustainable investments as an objective and follow good governance practices. **Other:** Products that do not meet the criteria to be classified as Article 8 or 9.

**Funds in Peer Group:** The number of funds from the relevant Lipper Global Classification peer group that are also in ESG coverage.

**MSCI ESG Fund Rating (AAA-CCC):** The MSCI ESG Rating is calculated as a direct mapping of ESG Quality Scores to letter rating categories (e.g. AAA = 8.6-10). The ESG Ratings range from leader (AAA, AA), average (A, BBB, BB) to laggard (B, CCC).

**MSCI ESG Quality Score - Peer Percentile:** The fund's ESG Percentile compared to its Lipper peer group.

**MSCI Weighted Average Carbon Intensity % Coverage:** Percentage of the fund's holdings for which MSCI Carbon Intensity data is available. The MSCI Weighted Average Carbon Intensity metric is displayed for funds with any coverage. Funds with low coverage may not fully represent the fund's carbon characteristics given the lack of coverage.

**Price to Earnings:** A valuation ratio of a company's current share price compared to its per-share earnings in the current forecast year, calculated as current share price divided by current earnings per share.

**MSCI ESG % Coverage:** Percentage of the fund's holdings for which the MSCI ESG ratings data is available. The MSCI ESG Fund Rating, MSCI ESG Quality Score, and MSCI ESG Quality Score - Peer Percentile metrics are displayed for funds with at least 65% coverage.

**Fund Lipper Global Classification:** The fund peer group as defined by the Lipper Global Classification.

**MSCI ESG Quality Score (0-10):** The MSCI ESG Quality Score (0 - 10) for funds is calculated using the weighted average of the ESG scores of fund holdings. The Score also considers ESG Rating trend of holdings and the fund exposure to holdings in the laggard category. MSCI rates underlying holdings according to their exposure to industry specific ESG risks and their ability to manage those risks relative to peers.

**MSCI Weighted Average Carbon Intensity (Tons CO2E/\$M SALES):** Measures a fund's exposure to carbon intensive companies. This figure represents the estimated greenhouse gas emissions per \$1 million in sales across the fund's holdings. This allows for comparisons between funds of different sizes.

**Price to Book Ratio:** represents the ratio of the current closing price of the share to the latest quarter's book value per share.

#### IMPORTANT INFORMATION:

'Negative weightings may result from specific circumstances (including timing differences between trade and settlement dates of securities purchased by the funds) and/or the use of certain financial instruments, including derivatives, which may be used to gain or reduce market exposure and/or risk management. Allocations are subject to change

The Morningstar Medalist Rating™ is the summary expression of Morningstar's forward-looking analysis of investment strategies using a rating scale of Gold, Silver, Bronze, Neutral, and Negative. The ratings indicate which investments Morningstar believes are likely to outperform a relevant index or peer group average on a risk-adjusted basis over time. Analysts assign three pillar ratings (People, Parent and Process) based on their qualitative assessment, subject to the oversight of the Analyst Rating Committee, and monitor and reevaluate them at least every 14 months. For more detailed information about these ratings and methodology, please go to [global.morningstar.com/managerdisclosures](https://global.morningstar.com/managerdisclosures). The ratings are not statements of fact, nor credit or risk ratings. The rating (i) should not be used as the sole basis in evaluating an investment product, (ii) involves unknown risks which may cause expectations not to occur or to differ from what was expected, (iii) are not guaranteed to be based on complete or accurate assumptions, (iv) involve the risk that the return target will not be met due to unforeseen changes in management, technology, economic development, interest rate development, operating and/or material costs, competitive pressure, supervisory law, exchange and tax rates, and/or changes in political and social conditions, and (v) should not be considered an offer or solicitation to buy or sell the investment product.

**In the European Economic Area (EEA):** this is issued by BlackRock (Netherlands) B.V., authorised and regulated by the Netherlands Authority for the Financial Markets. Registered office Amstelplein 1, 1096 HA, Amsterdam, Tel: 020 – 549 5200, Tel: 31-20-549-5200. Trade Register No. 17068311 For your protection telephone calls are usually recorded.

**BGF Funds:** This document is marketing material. BlackRock Global Funds (BGF) is an open-ended investment company established and domiciled in Luxembourg which is available for sale in certain jurisdictions only. BGF is not available for sale in the U.S. or to U.S. persons. Product information concerning BGF should not be published in the U.S. BlackRock Investment Management (UK) Limited is the Principal Distributor of BGF and may terminate marketing at any time. In the UK subscriptions in BGF are valid only if made on the basis of the current Prospectus, the most recent financial reports and the Key Investor Information Document, and in EEA and Switzerland subscriptions in BGF are valid only if made on the basis of the current Prospectus, the most recent financial reports and the Packaged Retail and Insurance-based Investment Products Key Information Document (PRIIPs KID), which are available in the jurisdictions and local language where they are registered, these can be found at [www.blackrock.com](https://www.blackrock.com) on the relevant product pages. Prospectuses, Key Investor Information Documents, PRIIPs KID and application forms may not be available to investors in certain jurisdictions where the Fund in question has not been authorised. Investors should understand all characteristics of the funds objective before investing. For information on investor rights and how to raise complaints please go to <https://www.blackrock.com/corporate/compliance/investor-right> available in in local language in registered jurisdictions.

Any research in this document has been procured and may have been acted on by BlackRock for its own purpose. The results of such research are being made available only incidentally. The views expressed do not constitute investment or any other advice and are subject to change. They do not necessarily reflect the views of any company in the BlackRock Group or any part thereof and no assurances are made as to their accuracy.

This document is for information purposes only and does not constitute an offer or invitation to anyone to invest in any BlackRock funds and has not been prepared in connection with any such offer.

© 2024 BlackRock, Inc. All Rights reserved. BLACKROCK, BLACKROCK SOLUTIONS and iSHARES are trademarks of BlackRock, Inc. or its subsidiaries in the United States and elsewhere. All other trademarks are those of their respective owners.

#### Contact Us

For EMEA: +44 (0) 20 7743 3300 • [www.blackrock.com](https://www.blackrock.com) • [investor.services@blackrock.com](mailto:investor.services@blackrock.com)