

LIONTRUST MA EXPLORER INCOME 60 FUND



The value of investments and any income provided by them can go down as well up. Investors could get back less than invested. Past performance is not a guide to future performance. This factsheet is for information purposes only and is not designed to provide advice on the suitability of an investment for your personal situation. If you have any questions regarding this factsheet, you are recommended to speak to a financial adviser.

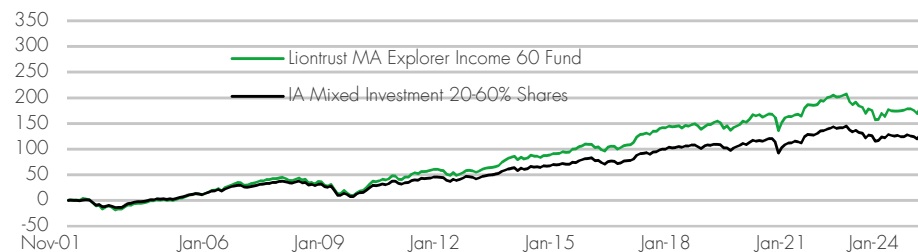
Investment Objective and Policy Summary

The Fund aims to generate income with the potential for capital growth over the long term (5 years or more). The Investment Adviser aims to achieve the Fund's objective by investing at least 90% of the Fund in collective investment schemes ("CIS") including open-ended investment companies, unit trusts, exchange traded funds and closed ended investment companies (including investment trusts and Real Estate Investment Trusts (REITs)). In order to achieve the fund's objective, the Investment Adviser ensures that the overall portfolio is well balanced in order to meet its twin objectives of delivering income and growth. On a regular basis the Investment Adviser will review the portfolio and try to ensure the projected income from the underlying funds within the portfolio is

satisfactory. If not, the portfolio will be partially rebalanced in order to seek higher income-paying underlying funds. The Investment Adviser will allocate across asset classes (including shares, bonds, alternatives, property and cash) based upon the expectations of each asset class's future potential return and risk. In normal market conditions, the Fund will hold a minimum of 35%, and up to 60%, of its Net Asset Value in CIS that invest in shares and the Investment Adviser aims to hold a diversified portfolio of such assets. The underlying funds will be a blend of 'active' funds, whose managers aim to beat the performance of a benchmark, and 'passive' funds, which aim to track the performance of an index. More information is available in the Key Investor Information Document (KIID) for the fund and in the fund prospectus.

PERFORMANCE³ AS AT 31/01/2024

Performance since launch (%)



Cumulative performance (%)	1 month	YTD	3 months	1 year	3 years	5 years	Inception
Portfolio	-0.3	-0.3	8.5	5.4	2.1	20.7	192.2
Benchmark	-0.4	-0.4	7.2	3.2	3.6	16.4	136.1

Discrete performance (%)	01/01/23-31/12/23	01/01/22-31/12/22	01/01/21-31/12/21	01/01/20-31/12/20	01/01/19-31/12/19
Portfolio	11.1	-14.2	7.3	6.8	13.4
Benchmark	6.8	-9.5	7.2	3.5	11.8

Source: Financial Express, as at 31.01.24, total return. **Past performance is not a guide to future performance.** Do remember that the value of an investment and the income generated from them can fall as well as rise and is not guaranteed, therefore, you may not get back the amount originally invested and potentially risk total loss of capital. Please see the Important information for further details.

FUND FACTSHEET JANUARY 2024

FUND FACTS

AS AT 31/01/2024

Fund data

Launch date	12.11.2001
Investment Association	IA Mixed Investment 20-60%
Sector	Shares
Fund size (£m)	171.78
Base Currency ³	GBP
Fund Price ¹	124.85
Yield ^{1,2}	1.68%
Legal Structure	OEIC

Class A Acc (GBP) Shares

ISIN (ACC)	GB00B7T34843
AMC/OCF ²	0.75%/1.31%

Class R Acc (GBP) Shares

ISIN (ACC)	GB00B659R796
AMC/OCF ²	1.50%/2.06%

Class S Acc (GBP) Shares

ISIN (ACC)	GB00BCZW6F19
AMC/OCF ²	0.55%/1.11%

Class A Inc (GBP) Shares

ISIN (INC)	GB00B7TS1K06
AMC/OCF ²	0.75%/1.31%

Class R Inc (GBP) Shares

ISIN (INC)	GB0030911084
AMC/OCF ²	1.50%/2.06%

Class S Inc (GBP) Shares

ISIN (INC)	GB00BCZW6G26
AMC/OCF ²	0.55%/1.11%

¹ Yield and fund information is for the share class S Inc.

² A description of yield, AMC and OCF can be found under important information section.

³ The performance shown is for the S Inc share class. The S Inc share class was launched on 03 December 2013. Performance shown before this date relates to the R Net Inc share class.

Fund Manager(s)

John Husselbee and James Klempster

Top holdings as at 31/01/2024

	%
HSBC Global Funds ICAV - Global Aggregate Bond Index Fund	9.08
Ossiam - Shiller Bcly Cap US Sector Value TR	8.21
Man Fixed Interest ICVC - GLG Sterling Corporate Bond Fund	6.17
JO Hambro Capital Management - UK Dynamic	6.13
Vanguard Global Aggregate Bond UCITS ETF	6.01
Liontrust UK Equity	4.01
Royal London Bond Funds ICVC - Corporate Bond Fund	3.88
Liontrust GF SF US Growth	3.73
Natixis Intl. Fds. (Lux) I - Loomis Sayles US Growth Eq. Fd.	3.58
BlackRock - Emerging Markets Fund	3.56
Total	54.36
Total number of holdings	35



KEY FUND FACTS
AS AT 31/01/2024

£172

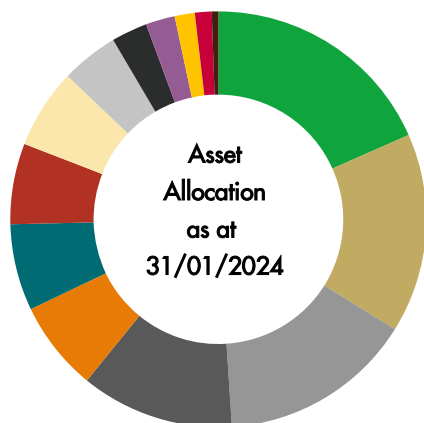
MILLION
funds under
management

35


holdings spread
across 6
geographical
regions

1.68

percent yield
(not guaranteed)

**Fund data**

● North America Equity	18.36%
● UK Equity	15.52%
● Global Bonds	15.10%
● UK Corporate Bond	11.93%
● Europe ex-UK Equity	6.99%
● EM Equity	6.72%
● Developed Asia Equity	6.28%
● High Yield	6.21%
● Japan Equity	4.46%
● Global EMD	2.78%
● Alternatives	2.26%
● Short Duration Gilts	1.58%
● Cash and Cash Equivalents	1.31%
● UK Government Bond	0.51%

**RISK AND REWARD INDICATOR**Potentially
lower rewardPotentially
higher reward

This risk indicator is based on historical data and may not be a reliable indication of the future risk profile. The category may shift over time and is not guaranteed.

Funds of category 4 have shown in the past low to medium volatility. Volatility describes how much the value of the fund went up and down. The shares of a fund of category 4 might be subject to low to medium fluctuations based on the historical volatility.

The following are additional risks not covered by the risk and reward category:

Credit Risk: There is a risk that an investment will fail to make required payments and this may reduce the income paid to the fund, or its capital value.

Counterparty Risk: The insolvency of any institutions providing services such as safekeeping of assets or acting as counterparty to derivatives or other instruments, may expose the Fund to financial loss.

Liquidity Risk: If underlying funds suspend or defer the payment of redemption proceeds, the Fund's ability to meet redemption requests may also be affected.

Interest Rate Risk: Fluctuations in interest rates may affect the value of the Fund and your investment.

Derivatives Risk: Some of the underlying funds may invest in derivatives, which can, in some circumstances, create wider fluctuations in their prices over time.

Emerging Markets: The Fund may invest in less economically developed markets (emerging markets) which can involve greater risks than well developed economies.

Currency Risk: The Fund invests in overseas markets and the value of the Fund may fall or rise as a result of changes in exchange rates.

Important information

Yield is the amount of income generated by a fund's investment in relation to the price shown as an annual percentage.

The Annual Management Charge (AMC), is a charge taken from the fund. The charge is expressed as a percentage per annum but is normally taken daily from the fund and is calculated based on the value of funds under management. Normally the fund manager reserves the right to review the level of charge.

The Ongoing Charges Figure (OCF), is a charge you'll pay over a year for as long as you hold your investment, it is made up of the Annual Management Charge (AMC) and other operating costs. Other charges may occur.

Under fixed Administration Fees, the Operating Expenses are paid directly by Liontrust and we are reimbursed by each fund at a flat rate per year out of their respective net asset values. The OCF is made up of the AMC plus the fixed Administration Fees. In some periods, the Operating Expenses paid by Liontrust may be more than the Administration Fees collected by Liontrust from a fund. If this is the case, Liontrust will pay the difference from its own resources. Conversely, in some periods, the Administration Fees may be higher than the Operating Expenses, in which case Liontrust will retain the difference. As the funds in which you are invested grow in assets, the fixed Administration Fees are reduced.

This document does not provide you with all the facts you need to make an informed decision about investing. For a comprehensive list of common financial words and terms, see our glossary at: www.liontrust.co.uk/benefits-of-investing/guide-financial-words-terms. More information is available in the Key Investor Information Document (KIID) for the fund and in the fund prospectus, both of which are available, free of charge, from Liontrust. The KIID can also be downloaded from our website at www.liontrust.co.uk. We also recommend that you speak to your financial adviser before making any investment. The adviser can advise you on the number of financial products through which you can invest in this fund. This fund may not be appropriate for investors who plan to withdraw their money within five years.

Past performance is not a guide to future performance. Do remember that the value of an investment and the income generated from them can fall as well as rise and is not guaranteed, therefore, you may not get back the amount originally invested and potentially risk total loss of capital. The portfolios' investments are subject to normal fluctuations and other risks inherent when investing in securities. The issue of units/shares in Liontrust Funds may be subject to an initial charge, which will have an impact on the realisable value of the investment, particularly in the short term. There is no certainty the investment objectives of the portfolio will actually be achieved and no warranty or representation is given to this effect. The portfolios therefore should be considered as a medium to long-term investment.

This document is issued by Liontrust Fund Partners LLP (2 Savoy Court, London, WC2R 0EZ), authorised and regulated in the UK by the Financial Conduct Authority (FRN 518165) to undertake regulated investment business.

It should not be construed as advice for investment in any product or security mentioned, an offer to buy or sell investments mentioned, or a solicitation to purchase securities in any company or investment product. Examples of funds are provided for general information only to demonstrate our investment philosophy.

The document contains information and analysis that is believed to be accurate at the time of publication, but is subject to change without notice. Whilst care has been taken in compiling the content of this document, no representation or warranty, express or implied, is made by Liontrust as to its accuracy or completeness, including for external sources (which may have been used) which have not been verified.

All the information provided should be treated as confidential, information may constitute material non-public information, the disclosure of which may be prohibited by law, and the legal responsibility for its use is borne solely by the recipient. If this document has been produced for a professional audience it should not be distributed to, or relied upon by, retail investors. It should not be copied, faxed, reproduced, divulged or distributed, in whole or in part, without the express written consent of Liontrust.