

# abrdn Multi-Manager Balanced Managed Portfolio

I Acc GBP



30 April 2023

## Objective

To generate growth over the long term (5 years or more) by investing in a diversified range of actively managed funds.

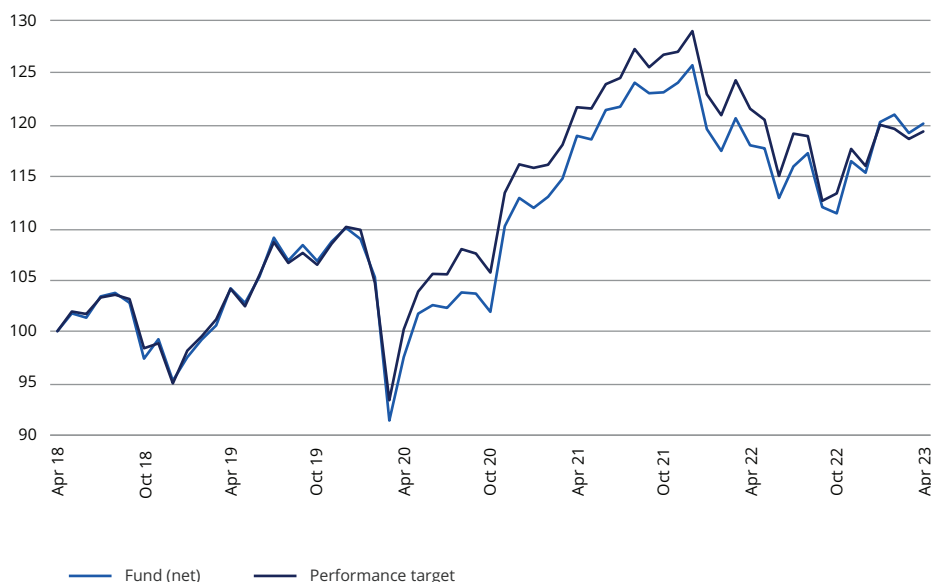
**Performance Target:** To exceed the IA Mixed Investment 40-85% Shares Sector Average return over one year (after charges). The Performance Target is the level of performance the management team hopes to achieve for the fund. There is however no certainty or promise that they will achieve the Performance Target.

The Manager believes that this is an appropriate target for the fund based on the investment policy of the fund.

## Portfolio securities

- The fund will invest at least 60% in actively managed funds, to obtain broad exposure to a range of diversified investments from a range of managers.
- It may invest up to 40% in passively managed funds from a range of managers.
- At least 40% of the fund will be invested in equities (company shares).
- The rest of the fund may be invested in a selection of other assets such as equities (company shares including property shares), commercial property and funds that can use a combination of traditional assets (such as equities and bonds) and investment strategies based on derivatives.

## Performance



## Cumulative and annualised performance

	1 month	6 months	Year to date	1 year	3 years (p.a.)	5 years (p.a.)
Fund (net) (%)	0.76	7.78	4.12	1.77	7.18	3.72
Performance target (%)	0.61	5.29	2.87	-1.81	6.01	3.60

## Discrete annual returns - year to 30/4

	2023	2022	2021	2020	2019
Fund (net) (%)	1.77	-0.77	21.93	-6.39	4.16
Performance target (%)	-1.81	-0.09	21.44	-3.76	4.09

Performance Data: Share Class I Acc.

Benchmark history: Performance target – IA Mixed Investment 40-85% Shares Sector Average

Source: Lipper (Fund)/Morningstar (Sector). Basis: Total Return, NAV to NAV, UK Net/Gross Income Reinvested.

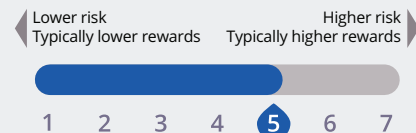
"Fund (Net)" refers to the actual unit price performance of the shareclass shown; "Fund(Gross)" adds back charges such as the annual management charge to present performance on the same basis as the performance target / performance comparator / portfolio constraining benchmark. These figures do not include the initial charge; if this is paid it will reduce performance from that shown.

**Past performance is not a guide to future returns and future returns are not guaranteed.**

## Key facts

Fund manager(s)	Multi Manager Strategies Team
Fund launch date	12 February 2002
Share class launch date	01 October 2012
Authorised corporate director (ACD)	abrdn Fund Managers Limited
Fund size	£18.8m
Number of holdings	1
Performance target	IA Mixed Investment 40-85% Shares Sector Average
Fund historic yield <sup>1</sup>	1.28%
Entry charge (up to) <sup>2</sup>	0.00%
Annual management charge	0.50%
Ongoing charge figure <sup>3</sup>	1.26%
Minimum initial investment	GBP 1,000,000
Fund type	Unit Trust
Valuation point	12:00 (UK time)
Base currency	GBP
Sedol	B843VR4
ISIN	GB00B843VR45
Bloomberg	CSMPBIA LN
Citicode	GMDH
Reuters	LP68179410
Domicile	United Kingdom

## Risk and reward profile



This indicator reflects the volatility of the fund's share price. See the relevant UCITS Key Investor Information Document (KIID) or PRIIPs Key Information Document (KID) for details

## Key risks

- The value of investments and the income from them can fall and investors may get back less than the amount invested.
- The fund invests in securities which are subject to the risk that the issuer may default on interest or capital payments.
- The fund price can go up or down daily for a variety of reasons including changes in interest rates, inflation expectations or the perceived credit quality of individual countries or securities.
- The fund invests in equity and equity related securities. These are sensitive to variations in the stock markets which can be volatile and change substantially in short periods of time.

Investor Services  
0345 113 69 66

[www.abrdn.com](http://www.abrdn.com)

Management process

- The management team use their discretion (active management) to identify investments, focusing on selecting funds within each asset class and ensuring that the asset allocation meets the Fund's objectives.
- The fund will be subject to constraints which are intended to manage risk such as the fund must not hold more than 85% of its assets in equities. Due to the active nature of the management process, the Fund's performance profile may deviate significantly from the Sector Average of the IA Mixed Investment 40-85% Shares Sector Average.

Top Ten Holdings

Edgewood L Select - US Select Growth I GBP D

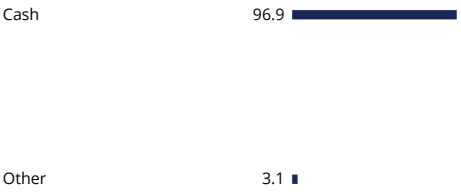


Assets in top ten holdings 100.0

Source : abrdn 30/04/2023

Figures may not always sum to 100 due to rounding.

Composition by asset (%)



- (e) The fund invests in emerging market equities and / or bonds. Investing in emerging markets involves a greater risk of loss than investing in more developed markets due to, among other factors, greater political, tax, economic, foreign exchange, liquidity and regulatory risks.
- (f) Commercial property is less liquid than other asset classes such as bonds or equities. Selling property can be a lengthy process so investors in the fund should be aware that they may not be able to sell their investment when they want to.
- (g) Commercial property transaction charges are higher than those which apply in other asset classes. Investors should be aware that a high volume of transactions would have a material impact on fund returns.
- (h) Property valuation is a matter of judgment by an independent valuer and is therefore a matter of the valuer's opinion rather than fact.
- (i) The fund may hold money-market instruments, the value of which may be subject to adverse movements in extreme market conditions.
- (j) The use of derivatives carries the risk of reduced liquidity, substantial loss and increased volatility in adverse market conditions, such as a failure amongst market participants. The use of derivatives may result in the fund being leveraged (where market exposure and thus the potential for loss by the fund exceeds the amount it has invested) and in these market conditions the effect of leverage will be to magnify losses.
- (k) The fund invests in high yielding bonds which carry a greater risk of default than those with lower yields.
- (l) The fund employs a single swinging pricing methodology to protect against the dilution impact of transaction costs. Due to the high transaction charges associated with the fund's assets, a change in the pricing basis will result in a significant movement in the fund's published price.

Derivative usage

- The fund is not expected to invest in derivatives directly however it may invest in other funds which use derivatives more extensively.

---

To help you understand this fund and for a full explanation of risks and the overall risk profile of this fund and the shareclasses within it, please refer to the Key Investor Information Documents and Prospectus which are available on our website [www.abrdn.com](http://www.abrdn.com) The Prospectus also contains a glossary of key terms used in this document.

<sup>1</sup>The Historic Yield as at 31/03/2023 reflects distributions declared over the past twelve months as a percentage of the mid-market share price, as at the date shown. It does not include any preliminary charge and investors may be subject to tax on their distributions.

<sup>2</sup>These are the maximum charges that we might take out of your money before it is invested. In some cases, the charges may be less and you should speak to your financial advisor about this.

<sup>3</sup>The Ongoing Charge Figure (OCF), is the overall cost shown as a percentage of the value of the assets of the fund. It is made up of the Annual Management Charge (AMC) of 0.50% and other charges. It does not include any initial charges or the cost of buying and selling stocks for the fund. The Ongoing Charges figure can help you compare the annual operating expenses of different funds.

---

The fund is a sub-fund of abrdn Unit Trust I, an authorised Unit Trust.

The information contained in this document should not be considered as an offer, solicitation or investment recommendation to deal in the shares of any securities or financial instruments. It is not intended for distribution or use by any person or entity who is a citizen or resident of or located in any jurisdiction where such distribution, publication or use would be prohibited.

Nothing herein constitutes investment, legal, tax or other advice and is not to be relied upon in making an investment or other decision. No recommendation is made, positive or otherwise, regarding individual securities mentioned. This is not an invitation to subscribe for shares in the fund and is by way of information only.

Subscriptions will only be received and shares issued on the basis of the current Prospectus, relevant Key Investor Information Document (KIID) and Supplementary Information Document (SID) for the fund. These can be obtained free of charge from abrdn Fund Managers Limited, PO Box 9029, Chelmsford, CM99 2WJ or available on [www.abrdn.com](http://www.abrdn.com).

Any data contained herein which is attributed to a third party ("Third Party Data") is the property of (a) third party supplier(s) (the "Owner") and is licensed for use by abrdn\*. Third Party Data may not be copied or distributed. Third Party Data is provided "as is" and is not warranted to be accurate, complete or timely. To the extent permitted by applicable law, none of the Owner, abrdn\* or any other third party (including any third party involved in providing and/or compiling Third Party Data) shall have any liability for Third Party Data or for any use made of Third Party Data. Neither the Owner nor any other third party sponsors, endorses or promotes the fund or product to which Third Party Data relates.

\* abrdn means the relevant member of abrdn group, being abrdn plc together with its subsidiaries, subsidiary undertakings and associated companies (whether direct or indirect) from time to time.

**United Kingdom (UK):** Issued by abrdn Fund Managers Limited, registered in England and Wales (740118) at 280 Bishopsgate, London EC2M 4AG. Authorised and regulated by the Financial Conduct Authority in the UK.