



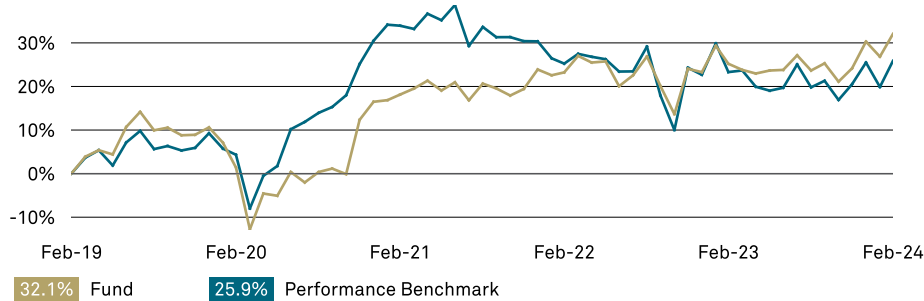
# BNY Mellon Asian Income Fund

Institutional Shares W (Acc.)

## PERFORMANCE DISCLOSURE

Past performance is not a guide to future performance. The value of investments can fall. Investors may not get back the amount invested. Income from investments may vary and is not guaranteed.

### 5 YEAR CUMULATIVE PERFORMANCE (%)

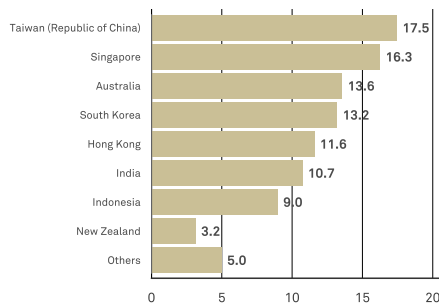


### ANNUAL PERFORMANCE TO LAST QUARTER END

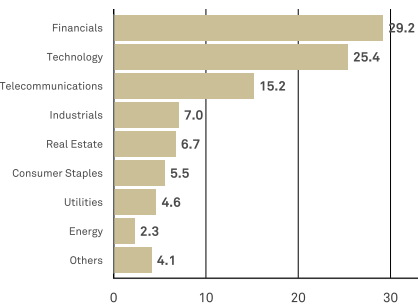
From	Dec 2018	Dec 2019	Dec 2020	Dec 2021	Dec 2022
To	Dec 2019	Dec 2020	Dec 2021	Dec 2022	Dec 2023
Fund Return (%)	14.33	5.32	6.36	-0.49	5.69
	2019	2020	2021	2022	2023
Fund	14.33	5.32	6.36	-0.49	5.69
Performance Benchmark	14.48	19.42	-0.10	-5.88	2.29

Source for all performance: Lipper as at 29 February 2024. Fund Performance for the Institutional Shares W (Accumulation) calculated as total return, including reinvested income net of UK tax and charges, based on net asset value. All figures are in GBP terms. The impact of an initial charge (currently not applied) can be material on the performance of your investment. Further information is available upon request.

### GEOGRAPHICAL ALLOCATION (%)



### INDUSTRIAL ALLOCATION (%)



### TOP 10 HOLDINGS (%)

	Sector	Fund
Taiwan Semiconductor Manufacturing Co., Ltd.	Technology Hardware And Equipment	8.0
Samsung Electronics Co., Ltd.	Telecommunications Equipment	7.1
ITC Limited	Tobacco	5.0
DBS Group Holdings Ltd	Banks	4.0
MediaTek Inc	Technology Hardware And Equipment	3.8
National Australia Bank Limited	Banks	3.6
Singapore Technologies Engineering Ltd	Aerospace And Defense	3.3
AIA Group Limited	Life Insurance	3.3
PT Bank Mandiri (Persero) Tbk	Banks	3.2
PT Bank Rakyat Indonesia (Persero) Tbk Class B	Banks	3.1

Source: BNY Mellon Investment Management EMEA Limited

## INVESTMENT MANAGER



Newton Investment Management: Newton aims to deliver outcomes for its clients across active equities, income, absolute return, multi-asset, thematic and sustainable strategies. Its capabilities are driven by its global investment research platform which harnesses a breadth of both fundamental and quantitative research.

## INVESTMENT OBJECTIVE

The Fund aims to achieve income together with capital growth over the long term (5 years or more).

## PERFORMANCE BENCHMARK

The Fund will measure its performance against the FTSE Asia Pacific ex-Japan TR Index as a comparator benchmark (the "Benchmark"). The Fund will use the Benchmark as an appropriate comparator because the Investment Manager utilises it when measuring the Fund's income yield.

The Fund is actively managed, which means the Investment Manager has discretion over the selection of investments subject to the investment objective and policies disclosed in the Prospectus. While the Fund's holdings may include constituents of the Benchmark, the selection of investments and their weightings in the portfolio are not influenced by the Benchmark. The investment strategy does not restrict the extent to which the Investment Manager may deviate from the Benchmark.

## GENERAL INFORMATION

Fund size (millions)	£ 914.53
Performance Benchmark	FTSE Asia Pacific ex Japan TR
IA Sector	Asia Pacific Ex Japan
Lipper sector	Lipper Global - Equity Asia Pac Ex Jap
Fund type	ICVC
Fund domicile	UK
Fund manager	Zoe Kan
Base currency	GBP

## INSTITUTIONAL SHARES W (ACC.) SHARE CLASS DETAILS

Inception date	30 Aug 2012
Min. initial investment	£ 500,000
ISA	No
ISA Transfer	No
Annual mgmt charge	0.75%
ISIN	GB00B8KT3V48
Ongoing charge*	0.86%

\*It should be noted that the ongoing charge figure shown includes ongoing charges in respect of other open-ended investment funds but excludes ongoing charges from closed-ended funds held. The ongoing charges from closed-ended funds held were 0.00% as at 31 December 2023.

## KEY DATES

Fund launch	30 Nov 2005
Close of financial year	30 Jun
Distributions	28 Feb, 31 May, 31 Aug, 30 Nov

## HISTORIC YIELD (AS AT 29 FEBRUARY 2024)

Share class	Yield
Institutional Shares W (Accumulation)	3.76%

Historic yield figures are calculated on the basis of dividing the total dividends paid by the fund over the last 12 months by the fund's current price. Historic yields are shown on a net basis, do not include the impact of any initial charge and investors may be subject to tax on distributions. Gross of taxes. Please note, dividend income from the fund's US investments will be subject to 30% withholding tax.



## KEY RISKS ASSOCIATED WITH THIS FUND

- The Fund may invest in China A shares through Stock Connect programmes. These may be subject to regulatory changes and quota limitations. An operational constraint such as a suspension in trading could negatively affect the Fund's ability to achieve its investment objective.
- There is no guarantee that the Fund will achieve its objectives.
- This Fund invests in international markets which means it is exposed to changes in currency rates which could affect the value of the Fund.
- Derivatives are highly sensitive to changes in the value of the asset from which their value is derived. A small movement in the value of the underlying asset can cause a large movement in the value of the derivative. This can increase the sizes of losses and gains, causing the value of your investment to fluctuate. When using derivatives, the Fund can lose significantly more than the amount it has invested in derivatives.
- Emerging Markets have additional risks due to less-developed market practices.
- A fall in the value of a single investment may have a significant impact on the value of the Fund because it typically invests in a limited number of investments.
- The Fund may not always find another party willing to purchase an asset that the Fund wants to sell which could impact the Fund's ability to sell the asset or to sell the asset at its current value.
- The Fund takes its charges from the capital of the Fund. Investors should be aware that this has the effect of lowering the capital value of your investment and limiting the potential for future capital growth. On redemption, you may not receive back the full amount you initially invested.
- Companies with high-dividend rates are at a greater risk of not being able to meet these payments and are more sensitive to interest rate risk.
- The insolvency of any institutions providing services such as custody of assets or acting as a counterparty to derivatives or other contractual arrangements, may expose the Fund to financial loss.
- Where the Fund invests significantly in a single market, this may have a material impact on the value of the Fund.
- If this share class is denominated in a different currency from the base currency of the Fund. Changes in the exchange rate between the share class currency and the base currency may affect the value of your investment.
- A complete description of risk factors is set out in the Prospectus in the section entitled "Risk Factors".

Before subscribing, investors should read the most recent Prospectus and KIID for each fund in which they want to invest. Go to [www.bnymellonim.com](http://www.bnymellonim.com)

The Prospectus and KIID are available in English and in an official language of the jurisdictions in which the Fund is registered for public sale.

**If you are unsure which type of investment is right for you, please contact a financial adviser.**



0800 614 330



[clientservices@bnymellon.com](mailto:clientservices@bnymellon.com)



[www.bnymellonim.com](http://www.bnymellonim.com)

**This is a financial promotion and is not investment advice.** Portfolio holdings are subject to change, for information only and are not investment recommendations. Calls may be recorded. For more information visit our Privacy Policy at [www.bnymellonim.com](http://www.bnymellonim.com). BNY Mellon is the corporate brand of The Bank of New York Mellon Corporation and its subsidiaries. The Fund is a sub-fund of BNY Mellon Investment Funds, an open-ended investment company with variable capital (ICVC) with limited liability between sub-funds. Incorporated in England and Wales: registered number IC27. The Authorised Corporate Director (ACD) is BNY Mellon Fund Managers Limited (BNY MFM), incorporated in England and Wales: No. 1998251. Registered address: BNY Mellon Centre, 160 Queen Victoria Street, London EC4V 4LA. Authorised and regulated by the Financial Conduct Authority. **Issued in UK** by BNY Mellon Investment Management EMEA Limited, BNY Mellon Centre, 160 Queen Victoria Street, London EC4V 4LA. Registered in England No. 1118580. Authorised and regulated by the Financial Conduct Authority.

Newton is a member of the IA.

MIS0003-300424

Issued on 14/03/2024