



# Responsible Horizons UK Corporate Bond Fund

Sterling Income

INVESTMENT OBJECTIVE

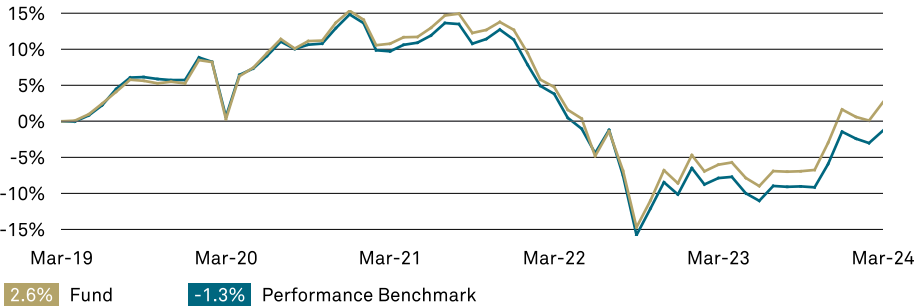
To generate a return through a combination of income and capital returns, whilst taking environmental, social and governance ("ESG") factors into account. The Fund targets the outperformance of the Markit iBoxx GBP Collateralized & Corporate Index after fees over any rolling three year period (meaning a period of three years, no matter which day you start on). However, performance is not guaranteed and a capital loss may occur.

PERFORMANCE BENCHMARK

The Fund will measure its performance against the Markit iBoxx GBP Collateralized & Corporate Index (the "Benchmark") after fees over any rolling three year period (meaning a period of three years, no matter which day you start on). The Fund will use Markit iBoxx GBP Collateralized & Corporate Index as a target for the purposes of monitoring the risk taken in the Fund and the UK Investment Association's Sterling Corporate Bond NR Sector average as an appropriate comparator because it includes a broad representation of similar Sterling denominated funds that invest in corporate bonds.

The Fund is actively managed, which means the Investment Manager has discretion to invest outside the Benchmarks, subject to the investment objective and policy as disclosed in the Prospectus.

5 YEAR CUMULATIVE PERFORMANCE (%)



ANNUAL PERFORMANCE TO LAST QUARTER END

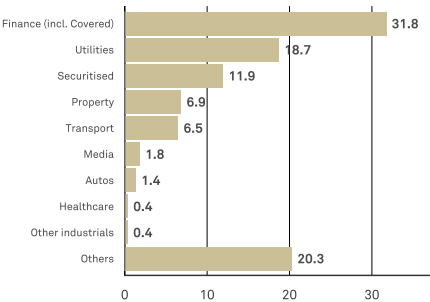
From	Mar 2019	Mar 2020	Mar 2021	Mar 2022	Mar 2023
To	Mar 2020	Mar 2021	Mar 2022	Mar 2023	Mar 2024
Fund Return (%)	0.30	10.43	-5.43	-10.28	9.22
Income Paid <sup>1</sup>	19.75	15.95	15.13	24.57	48.83

	2019	2020	2021	2022	2023
Fund	9.53	9.58	-2.30	-18.89	11.20
Performance Benchmark	10.58	8.61	-3.05	-19.29	9.69

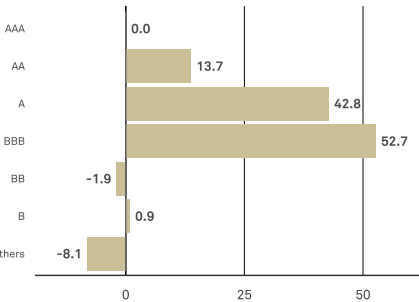
Source for all performance: Lipper as at 31 March 2024. Fund Performance for the Sterling Income calculated as total return, including reinvested income net of UK tax and charges, based on net asset value. All figures are in GBP terms. The impact of an initial charge (currently not applied) can be material on the performance of your investment. Further information is available upon request.

<sup>1</sup>For Income Share Classes, Income Paid is the cash amount distributed, net of UK tax, for £1000 invested at the beginning of each period. This is for illustrative purposes only and does not take into account effects of inflation or other factors that may have a negative impact on an investment.

ASSET ALLOCATION (%)



CREDIT QUALITY (%)



TOP 10 HOLDINGS (%)

	Fund
United Kingdom Gilt	9.61
HSBC	2.13
National Grid	1.95
Heathrow Airport	1.94
AT&T Inc	1.88
Electricite de France SA	1.81
E.ON	1.78
BPCE Sa	1.68
Lloyds	1.61
Thames Water Utilities Finance Plc (OpCo)	1.55

Source: BNY Mellon Investment Management EMEA Limited

INVESTMENT MANAGER



Insight are leaders in risk management, fixed income and multi-asset investment solutions.

PERFORMANCE DISCLOSURE

**Past performance is not a guide to future performance. The value of investments can fall. Investors may not get back the amount invested. Income from investments may vary and is not guaranteed.**

GENERAL INFORMATION

Fund size (millions)	£ 24.35
Performance Benchmark	Markit iBoxx Sterling Collateralized & Corp TR GBP
Base currency	GBP
Lipper sector	Bond GBP Corporates
IA Sector	£ Corporate Bond
Fund type	ICVC
Fund domicile	UK
Fund manager	Damien Hill

STERLING INCOME SHARE CLASS DETAILS

Inception date	03 Nov 1997
Min. initial investment	£ 1,000
Min. Subsequent Lump Sum	£ 250
Min. Regular Savings Plan	£ 50
ISA	Yes
ISA Transfer	Yes
Annual mgmt charge	0.70%
ISIN	GB0006779101
Ongoing charge*	0.82%

\*It should be noted that the ongoing charge figure shown includes ongoing charges in respect of other open-ended investment funds but excludes ongoing charges from closed-ended funds held. The ongoing charges from closed-ended funds held were 0.00% as at 31 December 2023.

KEY DATES

Fund launch	03 Nov 1997
Close of financial year	30 Jun
Distributions	Quarterly

DISTRIBUTION YIELD (AS AT 31 MARCH 2024)

Share class	Yield
Sterling Income	4.61%

Distribution yield reflects the amounts that a fund may be expected to distribute over the forthcoming twelve months as a percentage of the fund's current price as at the date shown. Distribution yield is based on a snapshot of the portfolio as at the date shown. It does not include the impact of any initial charge and investors may be subject to tax on distributions.

SUSTAINABILITY RATINGS



Out of 364 Sterling Fixed Income global category funds as of 31/01/2024. Based on 81.69759 of AUM. Data is based on long positions only.

FUND RATINGS



Ratings should not be used for making an investment decision and do not constitute a recommendation or advice in the selection of a specific investment or class of investments.

## KEY RISKS ASSOCIATED WITH THIS FUND

- There is no guarantee that the Fund will achieve its objectives.
- This Fund invests in international markets which means it is exposed to changes in currency rates which could affect the value of the Fund.
- Derivatives are highly sensitive to changes in the value of the asset from which their value is derived. A small movement in the value of the underlying asset can cause a large movement in the value of the derivative. This can increase the sizes of losses and gains, causing the value of your investment to fluctuate. When using derivatives, the Fund can lose significantly more than the amount it has invested in derivatives.
- Investments in bonds/money market securities are affected by interest rates and inflation trends which may negatively affect the value of the Fund.
- Bonds with a low credit rating or unrated bonds have a greater risk of default. These investments may negatively affect the value of the Fund.
- The issuer of a security held by the Fund may not pay income or repay capital to the Fund when due.
- The Fund is subject to risks associated with investing in real estate which may include but is not limited to liquidity constraints arising from difficulties with the disposal of the underlying properties, fluctuations in the value of underlying properties, defaults by borrowers or tenants, market saturation, changes in general and local economic conditions, decreases in market rates for rents, increases in competition, property taxes, capital expenditures or operating expenses and other economic, political or regulatory occurrences affecting companies in the real estate industry.
- Contingent Convertible Securities (CoCo's) convert from debt to equity when the issuer's capital drops below a pre-defined level. This may result in the security converting into equities at a discounted share price, the value of the security being written down, temporarily or permanently, and/or coupon payments ceasing or being deferred.
- The Fund follows a sustainable investment approach, which may cause it to perform differently than funds that have a similar objective but which do not integrate sustainable investment criteria when selecting securities.
- The insolvency of any institutions providing services such as custody of assets or acting as a counterparty to derivatives or other contractual arrangements, may expose the Fund to financial loss.
- A complete description of risk factors is set out in the Prospectus in the section entitled "Risk Factors".

Before subscribing, investors should read the most recent Prospectus and KIID for each fund in which they want to invest. Go to [www.bnymellonim.com](http://www.bnymellonim.com)

The Prospectus and KIID are available in English and in an official language of the jurisdictions in which the Fund is registered for public sale.

If you are unsure which type of investment is right for you, please contact a financial adviser.



0800 614 330



[clientservices@bnymellon.com](mailto:clientservices@bnymellon.com)



[www.bnymellonim.com](http://www.bnymellonim.com)

**This is a financial promotion and is not investment advice.** Portfolio holdings are subject to change, for information only and are not investment recommendations. Calls may be recorded. For more information visit our Privacy Policy at [www.bnymellonim.com](http://www.bnymellonim.com). BNY Mellon is the corporate brand of The Bank of New York Mellon Corporation and its subsidiaries. The Fund is a sub-fund of BNY Mellon Investment Funds, an open-ended investment company with variable capital (ICVC) with limited liability between sub-funds. Incorporated in England and Wales: registered number IC27. The Authorised Corporate Director (ACD) is BNY Mellon Fund Managers Limited (BNY MFM), incorporated in England and Wales: No. 1998251. Registered address: BNY Mellon Centre, 160 Queen Victoria Street, London EC4V 4LA. Authorised and regulated by the Financial Conduct Authority. **Issued in UK** by BNY Mellon Investment Management EMEA Limited, BNY Mellon Centre, 160 Queen Victoria Street, London EC4V 4LA. Registered in England No. 1118580. Authorised and regulated by the Financial Conduct Authority.