



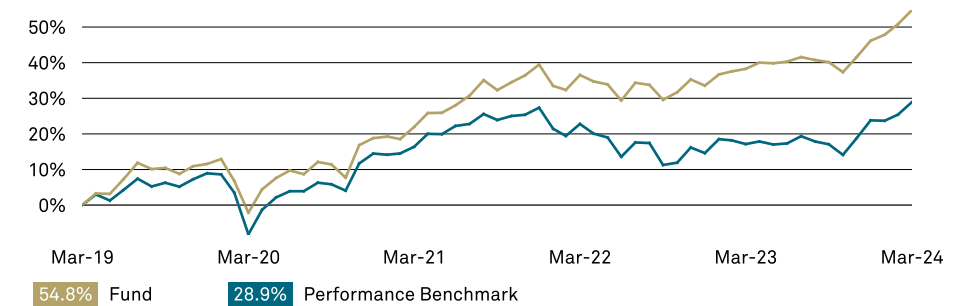
BNY Mellon Multi-Asset Balanced Fund

Institutional Shares W (Acc.)

PERFORMANCE DISCLOSURE

Past performance is not a guide to future performance. The value of investments can fall. Investors may not get back the amount invested. Income from investments may vary and is not guaranteed.

5 YEAR CUMULATIVE PERFORMANCE (%)

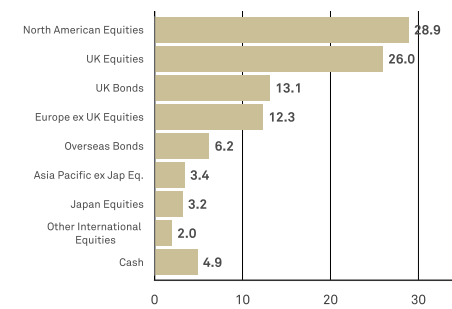


ANNUAL PERFORMANCE TO LAST QUARTER END

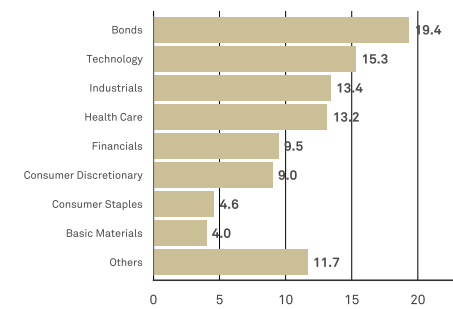
From	Mar 2019	Mar 2020	Mar 2021	Mar 2022	Mar 2023
To	Mar 2020	Mar 2021	Mar 2022	Mar 2023	Mar 2024
Fund Return (%)	-2.11	24.60	11.95	1.26	11.95
	2019	2020	2021	2022	2023
Fund	18.77	6.49	17.37	-4.23	9.43
Performance Benchmark	16.00	5.09	11.24	-10.00	8.02

Source for all performance: Lipper as at 31 March 2024. Fund Performance for the Institutional Shares W (Accumulation) calculated as total return, including reinvested income net of UK tax and charges, based on net asset value. All figures are in GBP terms. The impact of an initial charge (currently not applied) can be material on the performance of your investment. Further information is available upon request.

GEOGRAPHICAL ALLOCATION (%)



INDUSTRIAL ALLOCATION (%)



TOP 10 HOLDINGS (%)

	Sector	Fund
Microsoft Corporation	Software And Computer Services	4.3
RELX PLC	Media	2.6
Government Of United Kingdom 2.0% 07-sep-2025	Bonds	2.5
Shell Plc	Oil, Gas And Coal	2.3
Government Of The United States Of America 2.875% 15-may-2043	Bonds	2.0
Government Of United Kingdom 3.5% 22-jan-2045	Bonds	2.0
Government Of United Kingdom 4.25% 07-sep-2039	Bonds	2.0
SAP SE	Software And Computer Services	2.0
Government Of United Kingdom 4.25% 07-mar-2036	Bonds	2.0
AstraZeneca PLC	Pharmaceuticals And Biotechnology	1.9

Source: BNY Mellon Investment Management EMEA Limited

INVESTMENT MANAGER



Newton Investment Management: Newton aims to deliver outcomes for its clients across active equities, income, absolute return, multi-asset, thematic and sustainable strategies. Its capabilities are driven by its global investment research platform which harnesses a breadth of both fundamental and quantitative research.

INVESTMENT OBJECTIVE

The Fund aims to achieve a balance between income and capital growth over the long term (5 years or more).

PERFORMANCE BENCHMARK

The Fund will measure its performance against the UK Investment Association Mixed Investment 40-85% Shares NR Sector average as a comparator benchmark (the "Benchmark"). The Fund will use the Benchmark as an appropriate comparator because it includes a broad representation of funds with levels of equity and bond exposure similar to those of the Fund. The Fund is actively managed, which means the Investment Manager has discretion over the selection of investments, subject to the investment objective and policies as disclosed in the Prospectus.

GENERAL INFORMATION

Fund size (millions) £ 3,419.02
Performance Benchmark UK Investment Association's Mixed Investment 40-85% Shares NR
IA Sector Mixed Invnt 40-85% Shares
Lipper sector Lipper Global - Mixed Asset Sterling Aggressive
Fund type ICVC
Fund domicile UK
Fund manager Simon Nichols/Bhavin Shah/Paul Flood
Base currency GBP

INSTITUTIONAL SHARES W (ACC.) SHARE CLASS DETAILS

Inception date 31 Aug 2012
Min. initial investment £ 500,000
ISA No
ISA Transfer No
Annual mgmt charge 0.63%
ISIN GB00B86LX253
Ongoing charge* 0.68%
*It should be noted that the ongoing charge figure shown includes ongoing charges in respect of other open-ended investment funds but excludes ongoing charges from closed-ended funds held. The ongoing charges from closed-ended funds held were 0.01% as at 31 December 2023.

KEY DATES

Fund launch 04 Nov 1986
Close of financial year 30 Jun
Distributions 28 Feb, 31 Aug

FUND RATINGS



Ratings should not be used for making an investment decision and do not constitute a recommendation or advice in the selection of a specific investment or class of investments.

HISTORIC YIELD (AS AT 31 MARCH 2024)

Share class Yield
Institutional Shares W (Accumulation) 2.06%
Historic yield figures are calculated on the basis of dividing the total dividends paid by the fund over the last 12 months by the fund's current price. Historic yields are shown on a net basis, do not include the impact of any initial charge and investors may be subject to tax on distributions. Gross of taxes. Please note, dividend income from the fund's US investments will be subject to 30% withholding tax.


KEY RISKS ASSOCIATED WITH THIS FUND

- The Fund may invest in China A shares through Stock Connect programmes. These may be subject to regulatory changes and quota limitations. An operational constraint such as a suspension in trading could negatively affect the Fund's ability to achieve its investment objective.
- There is no guarantee that the Fund will achieve its objectives.
- This Fund invests in international markets which means it is exposed to changes in currency rates which could affect the value of the Fund.
- Derivatives are highly sensitive to changes in the value of the asset from which their value is derived. A small movement in the value of the underlying asset can cause a large movement in the value of the derivative. This can increase the sizes of losses and gains, causing the value of your investment to fluctuate. When using derivatives, the Fund can lose significantly more than the amount it has invested in derivatives.
- Investments in bonds/money market securities are affected by interest rates and inflation trends which may negatively affect the value of the Fund.
- Bonds with a low credit rating or unrated bonds have a greater risk of default. These investments may negatively affect the value of the Fund.
- The issuer of a security held by the Fund may not pay income or repay capital to the Fund when due.
- Emerging Markets have additional risks due to less-developed market practices.
- The Fund takes its charges from the capital of the Fund. Investors should be aware that this has the effect of lowering the capital value of your investment and limiting the potential for future capital growth. On redemption, you may not receive back the full amount you initially invested.
- The Fund may invest in China interbank bond market through connection between the related Mainland and Hong Kong financial infrastructure institutions. These may be subject to regulatory changes, settlement risk and quota limitations. An operational constraint such as a suspension in trading could negatively affect the Fund's ability to achieve its investment objective.
- Contingent Convertible Securities (CoCo's) convert from debt to equity when the issuer's capital drops below a pre-defined level. This may result in the security converting into equities at a discounted share price, the value of the security being written down, temporarily or permanently, and/or coupon payments ceasing or being deferred.
- The insolvency of any institutions providing services such as custody of assets or acting as a counterparty to derivatives or other contractual arrangements, may expose the Fund to financial loss.
- A complete description of risk factors is set out in the Prospectus in the section entitled "Risk Factors".

Before subscribing, investors should read the most recent Prospectus and KIID for each fund in which they want to invest. Go to www.bnymellonim.com

The Prospectus and KIID are available in English and in an official language of the jurisdictions in which the Fund is registered for public sale.

If you are unsure which type of investment is right for you, please contact a financial adviser.

 0800 614 330

 clientservices@bnymellon.com

 www.bnymellonim.com

This is a financial promotion and is not investment advice. Portfolio holdings are subject to change, for information only and are not investment recommendations. Calls may be recorded. For more information visit our Privacy Policy at www.bnymellonim.com. BNY Mellon is the corporate brand of The Bank of New York Mellon Corporation and its subsidiaries. The Fund is a sub-fund of BNY Mellon Investment Funds, an open-ended investment company with variable capital (ICVC) with limited liability between sub-funds. Incorporated in England and Wales: registered number IC27. The Authorised Corporate Director (ACD) is BNY Mellon Fund Managers Limited (BNY MFM), incorporated in England and Wales: No. 1998251. Registered address: BNY Mellon Centre, 160 Queen Victoria Street, London EC4V 4LA. Authorised and regulated by the Financial Conduct Authority. **Issued in UK** by BNY Mellon Investment Management EMEA Limited, BNY Mellon Centre, 160 Queen Victoria Street, London EC4V 4LA. Registered in England No. 1118580. Authorised and regulated by the Financial Conduct Authority.

Newton is a member of the IA. **IA Sector:** The Performance Benchmark is the IA Mixed Investment 40-85% Shares Sector Average which is a universe index comprising multi asset funds that have a maximum equity exposure of 85% with at least 10% in non-UK equities. Performance attribution is shown against the IA universe average weights.

MIS0003-300424

Issued on 14/04/2024