

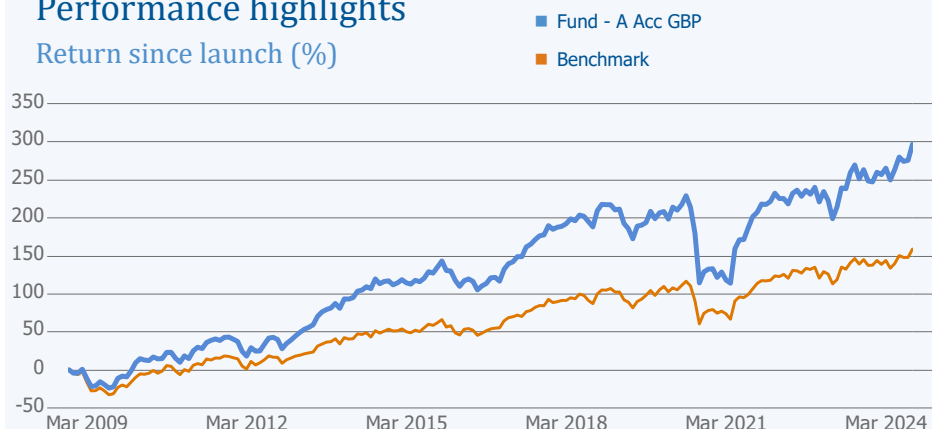
JOHCM UK Dynamic Fund

Fund overview

- The Fund aims to generate long-term capital growth through active management of a portfolio of listed UK equities
- Benchmark: FTSE All-Share Total Return Index
- The use of the Index does not limit the investment decisions of the fund manager therefore the shareholdings of the Fund may differ significantly from those of the Index
- Please see the [Prospectus/KIID/KID](#) for further information. Please ensure you read and understand these documents before making an investment and wherever possible obtain professional advice

Performance highlights

Return since launch (%)



Return history

	1m	3m	1yr	3yr	5yr	10yr	SL	Annualised*
A Acc GBP	5.64	4.44	13.01	31.62	35.09	86.15	296.80	9.12
Benchmark	4.46	3.43	8.32	25.37	30.67	74.69	158.85	6.21
Quartile**	1	1	1	1	1	1	1	-

Discrete 12 month performance to end of March

	03.24	03.23	03.22	03.21	03.20	03.19	03.18	03.17	03.16	03.15
A Acc GBP	13.01	4.53	11.42	40.66	-27.03	1.99	4.24	29.40	-5.98	6.54

Past performance is no guarantee of future performance.

The value of an investment and the income from it can fall as well as rise as a result of market and currency fluctuations and you may not get back the amount originally invested. For further information on risks please refer to the Fund's KIID and/or the Prospectus. The Fund's investment include shares in small-cap companies and these tend to be traded less frequently and in lower volumes than larger companies making them potentially less liquid and more volatile. The annual management charge is deducted from the capital of the Fund. This will increase the income from the Fund but may constrain or erode potential for capital growth.

NAV of Share Class A in GBP, net income reinvested, net of fees. The A Acc GBP Class was launched on 23 October 2009. During the period 16 June 2008 to 23 October 2009 the performance record is based on the pre-existing share class that had a higher management fee. Performance data for the period 16 June 2008 to 22 October 2009 is for Ryder Court UK Dynamic Fund. From 23 October 2009 onwards, the Fund converted to the JOHCM UK Dynamic Fund. Performance of other share classes may vary and is available on request.

*Annualised since launch. **Refers to the fund's ranking in a peer group of funds made up from all funds classified as UK All Companies by the Investment Association (IA).

Share class: A Acc GBP

ISIN: GB00B4T7HR59

Fund details

Fund size	GBP 798.37m
Strategy size	GBP 1.46bn
Launch date	16 June 2008
Benchmark	FTSE All-Share TR (12pm adjusted)
No. of holdings	40
Domicile	UK
Fund structure	UCITS
Denominations	GBP
Valuation point	12pm Dublin time
Historic Yield (%)	3.73
XD date	31-Dec, 30-Jun
Pay date	28-Feb, 31-Aug

Total strategy assets updated quarterly and shown as at 31 December 2023.

Fund managers



Mark Costar

Senior Fund Manager


Mark has managed the Fund since 2024. He joined JOHCM in 2001 and has 31 years of industry experience.



Vishal Bhatia

Senior Fund Manager

Vishal has managed the Fund since 2024. He joined JOHCM in 2007 and has 19 years of industry experience.



Tom Matthews

Fund Manager

Tom has managed the Fund since 2024. He joined JOHCM in 2013 and has 18 years of industry experience.

If there are any terms in this document that you don't understand, please consult our glossary, [here](#). If the term is not there and/or you are still unsure, write to us at info@johcm.co.uk. In any event, we urge you to consult a professional financial adviser before making any investment.

www.johcm.com

[Linked in](#)



Portfolio analysis (%)

Data as at 31 March 2024

Top 10 holdings

	Absolute	Relative
GSK	5.8	2.8
Barclays	5.0	3.8
Centrica	4.7	4.4
HSBC	4.5	-0.5
Aviva	4.5	3.9
Land Securities	4.4	4.2
BP	4.3	0.8
3i	4.2	3.1
Moneysupermarket.com	3.9	3.9
ConvaTec Group	3.3	3.1
Total	44.6	

Active positions

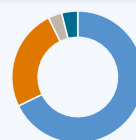
Top 5	Relative
Centrica	4.4
Land Securities	4.2
Aviva	3.9
Moneysupermarket.com	3.9
Barclays	3.8
Bottom 5	Relative
AstraZeneca	-6.7
Shell	-4.8
RELX	-2.8
Diageo	-2.7
Rio Tinto	-2.3

Sector breakdown

	Absolute	Relative
Technology	5.7	4.3
Real Estate	6.4	3.8
Telecommunications	2.7	1.5
Financials	24.9	1.3
Utilities	4.7	1.2
Basic Materials	7.9	1.1
Industrials	10.7	-1.9
Health Care	9.0	-2.4
Consumer Discretionary	9.5	-2.9
Energy	6.8	-4.2
Consumer Staples	7.8	-5.8
Cash	3.9	3.9

Market cap breakdown

	Absolute
FTSE 100	67.8
FTSE 250	24.9
FTSE Small	3.4
Cash	3.9



FTSE Small = FTSE Small Cap, FTSE Fledgling and FTSE AIM

Please note that due to rounding breakdowns may not add to 100.00%.



Share class details (Further details on additional share classes are available on request)

	ISIN	SEDOL	Bloomberg	WKN	Initial charge	Annual charge	Ongoing charge	Minimum investment*
A Acc GBP	GB00B4T7HR59	B4T7HR5	JODYNIA LN	A0YKNH	5%	0.75%	0.81%	£1,000
A Dis GBP	GB00B4T85529	B4T8552	JODYNII LN	A0YKNG	5%	0.75%	0.83%	£1,000
B Acc GBP	GB00B4T7JX59	B4T7JX5	JODYNRA LN	A0YKNF	5%	1.25%	1.33%	£1,000
B Dis GBP	GB00B4TXJ339	B4TXJ33	JODYNRI LN	A0YKNE	5%	1.25%	1.34%	£1,000
Y Acc GBP	GB00BDZRJ101	BDZRJ10	JODYAGB LN	A1XCA0	Nil	0.625%	0.71%	£1,000
Y Dis GBP	GB00BDZRJ218	BDZRJ21	JODYIGB LN	A1XCA1	Nil	0.625%	0.70%	£1,000

Performance fee: Performance fee: A performance fee of 15% is payable on the excess if the NAV outperforms the Index Adjusted NAV (as defined in the Prospectus) on an annual basis. The calculation is performed daily. Any underperformance is carried forward. Please note that the A share class is not subject to a performance fee.

Ongoing Charge is as at 31 March 2024.

*Other currency equivalents apply.

Important information

Issued and approved in the UK by J O Hambro Capital Management Limited ("JOHCM") which is authorised and regulated by the Financial Conduct Authority. Registered office: Level 3, 1 St James's Market, London SW1Y 4AH. Issued in the European Union by Perpetual Investment Services Europe Limited ("PISEL") which is authorised by the Central Bank of Ireland. Registered office: 24 Fitzwilliam Place, Dublin 2, Ireland D02 T296. References to "JOHCM" below are to either JOHCM or PISEL as the context requires. Perpetual Group is a trading name of JOHCM and PISEL.

This is a marketing communication. Please refer to the fund prospectus and to the KIID / KID before making any final investment decisions.

These documents are available in English at www.johcm.com, and available from PISEL, or (for UK investors) JOHCM, at the addresses set out above.

Information on the rights of investors can be found here

The distribution of this document in jurisdictions other than those referred to above may be restricted by law ("Restricted Jurisdictions"). Therefore this document is not intended for distribution in any Restricted Jurisdiction and should not be passed on or copied to any person in such a jurisdiction.

The registrations of the funds described in this document may be terminated by JOHCM at its discretion from time to time.

The investment promoted concerns the acquisition of shares in a fund and not the underlying assets.

Past performance is no guarantee of future performance. The value of an investment and the income from it can fall as well as rise as a result of market and currency fluctuations and you may not get back the amount originally invested.

Investments may include shares in small cap companies and these tend to be traded less frequently and in lower volumes than larger companies making them potentially less liquid and more volatile.

The information contained herein including any expression of opinion is for information purposes only and is given on the understanding that it is not a recommendation.

The information in this document does not constitute, or form part of, any offer to sell or issue, or any solicitation of an offer to purchase or subscribe for any funds or strategies described in this document; nor shall this document, or any part of it, or the fact of its distribution form the basis of, or be relied on, in connection with any contract.

Telephone calls to and from JOHCM may be recorded. Information on how personal data is handled can be found in the JOHCM Privacy Statement on its website: www.johcm.com.

J O Hambro® and JOHCM® are registered trademarks of JOHCM.

Sources: JOHCM/Lipper/FTSE International (unless otherwise stated).

Source: FTSE International Limited ("FTSE") © FTSE 2024. The Industry Classification Benchmark ("ICB") and all rights in it are owned by and vest in FTSE and/or its licensors. "FTSE®" is a trade mark of the London Stock Exchange Group companies and is used by FTSE International Limited under licence. Neither FTSE, nor its licensors accept any liability for any errors or omissions in the ICB. No further distribution of ICB is permitted without FTSE's express written consent.

Contact details

Dealing & Investing
0333 300 0359

Fax
0207 643 3757

Email: JOH_Onshore_TAQueries@ntrs.com

If there are any terms in this document that you don't understand, please consult our glossary, [here](#). If the term is not there and/or you are still unsure, write to us at info@johcm.co.uk. In any event, we urge you to consult a professional financial adviser before making any investment.