

# Invesco Income & Growth Fund (UK)

Z-Accumulation Shares | SEDOL B8N46N9 | ISIN Code GB00B8N46N95 | Bloomberg code IPIGZRA:LN

## Why invest in this fund

- 1 Active, unconstrained bottom up stock picking with a focus on valuation which allows us to build a portfolio with sensible and reasonable diversification.
- 2 The fund manager seeks to invest in companies with strong fundamentals and whose prospects are not dependent on an improving economic outlook.
- 3 Careful stock selection and consideration of risks results in a long term portfolio with low turnover which seeks to produce income combined with long term capital growth.

## Top 10 holdings

(% of total net assets)

|                          | Fund | Index |
|--------------------------|------|-------|
| RELX PLC                 | 6.60 | 2.75  |
| Experian PLC             | 5.31 | 1.34  |
| Next PLC                 | 4.25 | 0.47  |
| Bunzl PLC                | 4.02 | 0.44  |
| Ferguson PLC             | 3.97 | 0.00  |
| National Grid PLC        | 3.77 | 1.68  |
| Informa PLC              | 3.70 | 0.48  |
| Compass Group PLC        | 3.61 | 1.68  |
| Young & Co's Brewery PLC | 3.45 | 0.00  |
| Whitbread PLC            | 3.40 | 0.28  |

## Portfolio characteristics

|                          |                 |
|--------------------------|-----------------|
| Total number of holdings | 43              |
| Weighted Avg Market Cap  | £30,071 million |

## What this fund does

The fund manager pursues an active approach to investment, which is based on individual stock selection and driven by his assessment of valuation. The fund manager remains conservative in his investment approach and seeks to invest in companies whose prospects are not dependent on an improving economic outlook. He deploys an active and unconstrained investment approach to identify resilient companies that: have strong balance sheets and therefore can be held for the long term, have the potential to deliver long-term capital growth and income in the form of a sustainable and growing dividend.

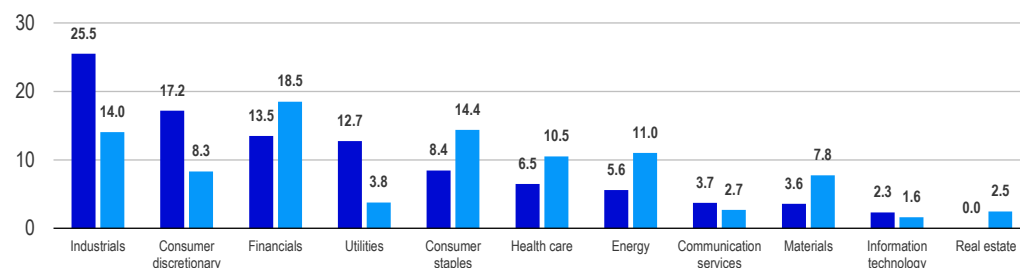
## Fund objective

The Fund aims to achieve income and capital growth over the long term (5 years plus). The Fund invests at least 80% of its assets in shares or other equity related securities of companies incorporated, domiciled or carrying out the main part of their economic activity in the UK. In pursuing the Fund's investment objective, the fund manager may consider it appropriate to also invest in other transferable securities (including non UK companies), money-market instruments, collective investment schemes (including funds managed by the Invesco group), deposits and cash.

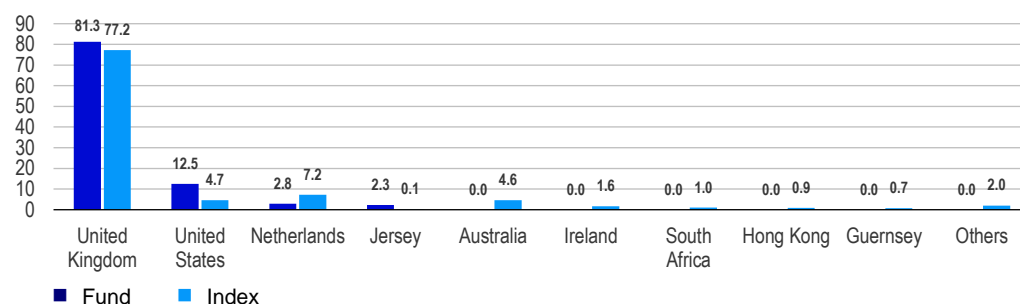
## Fund overview

|                                  |                            |
|----------------------------------|----------------------------|
| Portfolio managers (Fund tenure) | Ciaran Mallon (2005)       |
| Total net assets                 | £ 330.19 million           |
| Distribution frequency           | Semi-Annual                |
| Fund launch date                 | 24 August 1973             |
| Legal status                     | UK Authorised ICVC         |
| Share class currency             | GBP                        |
| Historic yield (%)               | 3.10                       |
| Investment Association sector    | IA UK All Companies Sector |
| Representative index             | FTSE All-Share Index       |
| ISA availability                 | Yes                        |

## Sector breakdown (% of total net assets)



## Top countries (% of total net assets)

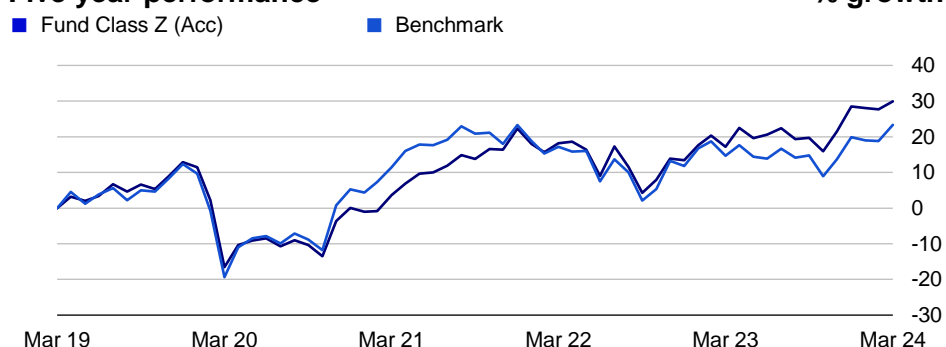


■ Fund ■ Index  
The allocation of stock is based on Country of Risk

## Investment risks

- The value of investments and any income will fluctuate (this may partly be the result of exchange rate fluctuations) and investors may not get back the full amount invested.
- The Fund may use derivatives (complex instruments) in an attempt to reduce the overall risk of its investments, reduce the costs of investing and/or generate additional capital or income, although this may not be achieved. The use of such complex instruments may result in greater fluctuations of the value of the Fund. The Manager, however, will ensure that the use of derivatives within the Fund does not materially alter the overall risk profile of the Fund.
- As one of the key objectives of the Fund is to provide income, the ongoing charge is taken from capital rather than income. This can erode capital and reduce the potential for capital growth.
- The Fund is invested in companies primarily domiciled in one country, any unfavourable conditions presented on them through country-specific conditions such as changes in regulation, business or economic policy may have a more negative impact on the Fund's performance than on the performance of a Fund that is geographically diversified.
- The Fund invests in smaller companies which may result in a higher level of risk than a Fund that invests in larger companies. Securities of smaller companies may be subject to abrupt price movements and may be less liquid, which may mean they are not easy to buy or sell.

## Five year performance



## Performance (%)

|           | 1 year | 3 years | 5 years | 5 years ACR* |
|-----------|--------|---------|---------|--------------|
| Fund      | 10.88  | 25.37   | 29.92   | 5.37         |
| Benchmark | 7.51   | 10.67   | 23.32   | 4.28         |

\*ACR - Annual Compound Return

## Standardised rolling 12-month performance (%)

|           | 31.03.2019 | 31.03.2020 | 31.03.2021 | 31.03.2022 | 31.03.2023 | 31.03.2024 |
|-----------|------------|------------|------------|------------|------------|------------|
| Fund      | -16.56     | 24.19      | 13.99      | -0.81      | 10.88      |            |
| Benchmark | -19.36     | 38.17      | 5.19       | -2.13      | 7.51       |            |

Past performance is not a guide to future returns

## Important information

Views and opinions are based on current market conditions and are subject to change.

This is marketing material and not financial advice. It is not intended as a recommendation to buy or sell any particular asset class, security or strategy. Regulatory requirements that require impartiality of investment/investment strategy recommendations are therefore not applicable nor are any prohibitions to trade before publication. If investors are unsure if this product is suitable for them, they should seek advice from a financial adviser.

For the most up to date information on our funds, please refer to the relevant fund and share class-specific Key Investor Information Documents, the Supplementary Information Document, the financial reports and the Prospectus, which are available using the contact details shown.

The Industry Classification Benchmark is a joint product of FTSE International Limited and Dow Jones & Company, Inc. and has been licensed for use in our industry breakdown.

## Market capitalisation breakdown (%)

|                |        |
|----------------|--------|
| 50bn+          | 22.00  |
| 25bn - 49.99bn | 19.18  |
| 10bn - 24.99bn | 22.65  |
| 5bn - 9.99bn   | 12.49  |
| 2bn - 4.99bn   | 3.54   |
| 1bn - 1.99bn   | 7.16   |
| 500m - 999m    | 2.06   |
| 250m - 499m    | 9.87   |
| 100m - 249m    | 0.00   |
| 50m - 99m      | 0.00   |
| 0 - 49m        | 0.00   |
| Cash           | 1.05   |
| Total          | 100.00 |

Performance figures are based on the Z Accumulation share class. Performance figures for all share classes can be found in the relevant Key Investor Information Document. Fund performance figures are shown in sterling, inclusive of reinvested income and net of the ongoing charge and portfolio transaction costs to 31 March 2024 unless otherwise stated. Sector average performance is calculated on an equivalent basis. The standardised past performance information is updated on a quarterly basis.

## Benchmark

Investment Association UK All Companies Sector<sup>^</sup>

This is a Comparator Benchmark. Given its geographic focus the Fund's performance can be compared against the Benchmark. However, the Fund is actively managed and is not constrained by any benchmark.

<sup>^</sup> Many funds sold in the UK are grouped into sectors by the Investment Association (the trade body that represents UK investment managers), to facilitate comparison between funds with broadly similar characteristics.

## Contact information

Telephone 0800 085 8677  
Facsimile 020 3180 7647  
Email: [enquiry@invesco.com](mailto:enquiry@invesco.com)  
[www.invesco.com/uk](http://www.invesco.com/uk)  
Telephone calls may be recorded.

Issued by Invesco Fund Managers Limited.  
Perpetual Park, Perpetual Park Drive, Henley-on-Thames,  
Oxfordshire RG9 1HH, UK  
Authorised and regulated by the Financial Conduct Authority.

## Who is this fund for?

The fund might be right for you if you:

Are a private or professional investor looking for income and growth over the long term.  
Are able to make an informed investment decision based on this document and the Key Investor Information Document (KIID).

Are willing to accept that your capital is at risk and you may not get back the amount invested.

The fund will not be right for you if you:

Require capital protection or have no appetite for risk.

## Cost and charges of the Fund

For a full breakdown of the charges that apply to each share class of the fund, please refer to our ICVC Costs & Charges document [www.invesco.com/uk/icvc-charges](http://www.invesco.com/uk/icvc-charges).

---

## Glossary

**ACR/ Annual Compound Return:** Compound returns represent the cumulative effect that gains and losses have on invested capital over time. Annual Compound Return is the annual rate of return that would be required for an investment to grow from its starting balance to its ending balance.

**Asset mix:** Breakdown of all assets types held within an investment fund or portfolio.

**Benchmark:** A standard against which an investment fund or portfolio is measured to give an indication of relative performance.

**Country of risk:** Used to classify stocks, identifies the main country of operations/ exposure of a firm.

**Distribution frequency:** How often dividends and/or interest generated by an investment product are disbursed to investors.

**Historic yield:** Historic Yield reflects distributions declared over the past twelve months as a percentage of the mid-market price of the fund, as at the date shown. Investors may be subject to tax on their distributions

**Holdings:** The contents of an investment portfolio or fund, including any products like equities, bonds or ETFs.

**ICVC:** Investment Company with Variable Capital. A type of collective investment portfolio that invests in different equities, bonds and other securities.

**Index:** A collection of stocks chosen to represent the performance of a particular market or sector, e.g. FTSE 100 or S&P 500.

**Market capitalization:** How much a company is worth as determined by the stock market. Calculated as the total market value of all shares.

**Portfolio characteristics:** The contents of an investment portfolio or fund, including any products like equities, bonds or ETFs (Exchange Traded Funds).