

SVS Levitas B Fund

Class B

31.03.2024



BROOKS MACDONALD

Objective

The Fund aims to provide capital growth over the longer term (being at least 5 years). The Fund will invest at least 70% in a variety of collective investment schemes (open and closed ended funds) that will have exposure to fixed income (including government and corporate bonds) and other asset types that will act defensively in certain market conditions (including but not limited to exchange traded commodities, convertible bond funds, hedge fund strategies, property and private equity) and with some exposure to shares of companies from anywhere in the world, in any sector and of any market capitalisation. The allocation to these underlying assets will vary according to market conditions in order to provide an overall defensive investment mixture of income generating assets.

Fund Facts

Inception date* January 2013

Number of holdings (incl. cash) 32

Base currency Sterling (£)

Share class Class B

Minimum investment £1,000

Fund size £ 60.29 m

Identifiers

ISIN GB00B8W5CQ86

SEDOL B8W5CQ8

Fund structure

Investment manager Brooks Macdonald Asset Management Limited

Legal structure Sub-fund of SVS Levitas Funds

Authorised Corporate Director Evelyn Partners Fund Solutions Limited

Dealing frequency Daily

NISA/SIPP eligible Yes

Initial charge Up to 5%

Ongoing charges

Annual management charge (AMC) 0.53%

OCF** 0.92%

Transaction Costs 0.04%

Total Ongoing Cost 0.96%

Expected gross yield† 2.86%

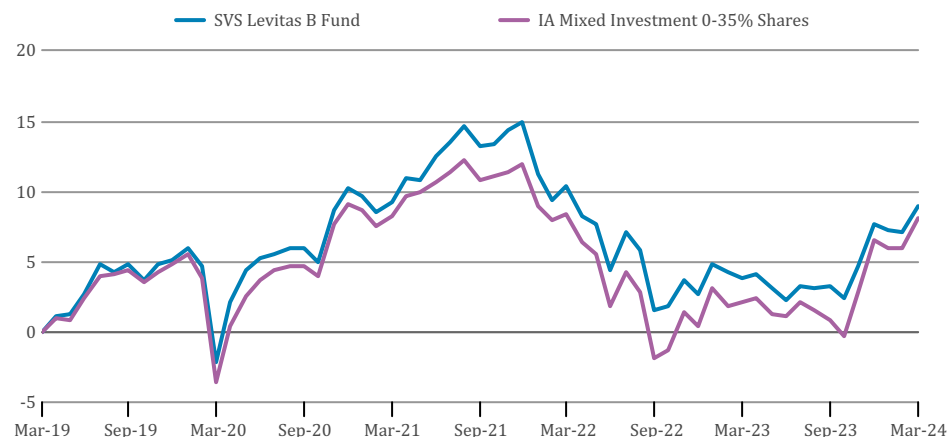
Charges are taken from income.

**Ongoing charge represents the direct costs of running a fund, which are deducted from the assets of the fund and provide a comparable number for the cost of investing. The annual management charge is included in the ongoing charge, the annual management charge is available upon request.

† The yield reflects historic distributions declared, using the current holdings, over the past twelve months as a percentage of the mid-market unit price, as at the date shown and after the deduction of the funds expenses.

Charges are taken from income as are all of the fund's expenses unless there are insufficient funds and then these will be taken from capital.

Performance (%)




Discrete 12 month performance to 31 March (%)	2020	2021	2022	2023	2024
SVS Levitas B Fund	-2.12	11.67	0.97	-5.89	4.95
IA Mixed Investment 0-35% Shares	-3.54	12.22	0.21	-5.84	5.84
Relative performance	1.42	-0.55	0.76	-0.06	-0.89


Cumulative performance to 31.03.2024 (%)	3M	6M	1Y	3Y	5Y	10Y
SVS Levitas B Fund	1.19	5.57	4.95	-0.28	9.00	28.32
IA Mixed Investment 0-35% Shares	1.44	7.21	5.84	-0.13	8.11	30.28
Relative performance	-0.25	-1.64	-0.89	-0.15	0.89	-1.96

Past performance is not a reliable indicator of future results. Source: Thesis and benchmark data provided by Morningstar. The performance shown above is for total return, net of all ongoing charges, bid-to-bid in sterling (£) as at 31.03.24.


Investment Team



Mark Shields
Investment Director,
Multi-Asset



Frank Atkins
Investment Director,
Multi-Asset



Alex Chittenden
Investment Manager,
Multi-Asset

Overall sector breakdown

Alternatives	6.99%	
Asia Pacific Equities	1.51%	
Global Corporate Bond	18.84%	
Global High Yield	2.96%	
International & Thematic Equities	8.56%	
North American Equities	1.53%	
Property	1.55%	
UK Corporate Bond	26.67%	
UK Equity	9.63%	
UK Gilt	16.39%	
Cash	5.36%	

Portfolio holdings

Fund	%
Neuberger Berman Uncorrelated Strats Fd	1.47
Fortem Capital Absolute Return Fund	4.01
TM Fulcrum Divers Cor Abs Ret Fund	1.51
Stewart Investors APAC Ldrs Sstby Fd	1.51
iShares \$ Corp Bond ETF	5.45
JPM Unconstrained Bond Fund	1.49
iShares \$ Treasury Bd 3-7y ETF	5.00
L&G Global Inflation Linked Bond Idx Fd	2.97
FTF Brandywine Gbl Inc Optr	1.47
Vanguard Global Bd Idx	2.46
iShares Global HY Corp Bd GBPH ETF	2.96
Fundsmith Equity Fund	1.49
Guinness Global Equity Income	1.49
L&G Global Health & Pharma Idx Tr	1.02
L&G Global Technology Index Trust	0.50
AXA Framlington Global Technology Fund	0.50
Fidelity Index World Fund	3.56
JPM US Equity Income Fund	1.53
iShares UK Property ETF	1.55
L&G Sterling Corporate Bond Index Fund	6.91
L&G Short Dated Sterling Corp Bd Idx Fd	8.93
Royal London Short Term Fixed Inc Enh	3.96
Vontobel TwentyFour Absolute Ret Crdt Fd	6.87
Liontrust Special Situations Fund	1.50
CT UK Equity Income Fund	1.01
Vanguard FTSE UK All Share Index UT	5.58
JOHCM UK Equity Income Fund	1.54
Vanguard UK Government Bond Index Fund	6.95
Royal London Short Duration Gilts Fund	5.47
TREASURY GILT 2017 1 1/4% 22/07/27...	3.97
abrdn Sterling Money Market Fund	1.98
Cash	3.38

Important information

All data provided by Brooks Macdonald, unless otherwise stated, as at 31.03.2024. Investment markets and conditions can change rapidly and as such the views expressed should not be taken as statements of fact, nor should reliance be placed on these views when making investment decisions. Investors should be aware that the price of investments and the income from them can go down as well as up and that neither is guaranteed. Investors may not get back the amount invested. Past performance is not a reliable indicator of future results. Changes in rates of exchange may have an adverse effect on the value, price or income of an investment. Changes in interest rates may impact the value of fixed interest investments within the fund.

The value of your investment may be impacted if the issuers of underlying fixed interest holdings default, or market perception of their credit risk changes. There are additional risks associated with investment in emerging or developing markets. This document is for information purposes only and should not be reproduced, copied or made available to others. It should neither be construed as a solicitation or an offer to purchase or sell investments or related financial instruments nor does it constitute advice or a recommendation and you should not make any investment decisions on the basis of it. This document has no regard for the specific investment objectives, financial situation or needs of any person or specific entity and contains only brief information on the fund. If you do not understand any part of the document or you require guidance please contact your professional adviser.

The Authorised Corporate Director of the company is St Vincent St Fund Administration, a trading name of Evelyn Partners Fund Solutions Limited, which is authorised and regulated in the UK by the Financial Conduct Authority. The registered and head office of Evelyn Partners Fund Solutions Limited is 45 Gresham Street, London, EC2V 7BG. The specific details of the funds including investment policy, charges and the associated risks are explained in the full Funds Prospectus and in the Key Investor Information Documentation (KIIDs) – a link to these is available via the Brooks Macdonald website.

© Morningstar 2021. All rights reserved. Use of this content requires expert knowledge. It is to be used by specialist institutions only. The information contained herein: (1) is proprietary to Morningstar and/or its content providers; (2) may not be copied, adapted or distributed, and (3) is not warranted to be accurate, complete or timely. Neither Morningstar nor its current providers are responsible for damages or losses arising from any use of this information, except where such damages or losses cannot be limited or executed by law in your jurisdiction.

Brooks Macdonald Asset Management Limited is authorised and regulated by the Financial Conduct Authority. Registered in England No 3417519. Registered office: 21 Lombard Street, London, EC3V 9AH.
Brooks Macdonald is a trading name of Brooks Macdonald Group plc used by various companies in the Brooks Macdonald group of companies.
More information about the Brooks Macdonald Group can be found at www.brooksmacdonald.com.
Levitas Investment Management Services Limited is the sponsor of the TM Levitas B Fund. Registered Office: 21 Lombard Street, London, EC3V 9AH. Registered in England No. 07692055