

AS AT 29 FEBRUARY 2024

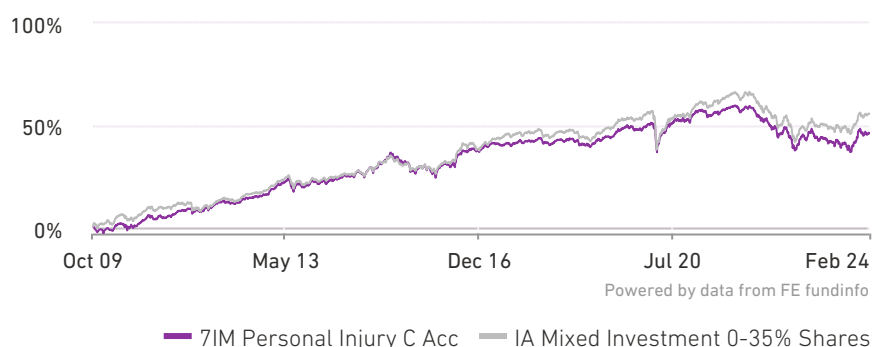
Investment objective

The fund aims to provide a long-term return (at least 5 years) from investment in a range of asset classes. The fund has been designed to be potentially suitable for investment by or on behalf of individuals who have been granted personal injury awards but is not restricted to such persons.

Investment strategy

The starting point for the Manager's investment process is identifying the best mix of asset classes to create a strategic asset allocation (SAA) customised for each 7IM risk profile. The SAA is then adapted to financial markets to enhance return and reduce volatility on a tactical basis using 7IM's tactical asset allocation process (TAA) making temporary and measured departures from the SAA. The fund's portfolio of assets is constructed predominantly with passive securities, that is, we actively choose third party managers or securities for their own expertise in selecting particular assets, where their objective is to closely track a pre-determined index.

Fund performance



Key information

Fund manager	7IM – Investment Team
Launch date	05 October 2009
Fund size	£85.61m
Performance comparator benchmark	IA Mixed Investment 0-35% Shares
Initial charge	0.00%
Yield	1.90%
Ex-dividend dates	01 June, 01 December
Distribution dates	31 July, 31 January†
Authorised corporate director	Seven Investment Management LLP
Base currency	Sterling
Domicile	United Kingdom
Regulatory structure	UK UCITS
Dealing settlement	12:00 GMT
Dealing frequency	Daily
OCF (includes AMC)†	0.74% (incl. 0.50% AMC)
MiFID II classification	Non-complex
Lump sum investment	From £1000
C Accumulation	
ISIN	GB00B570T445
SEDOL	B570T44
C Income	
ISIN	GB00B55W5449
SEDOL	B55W544

Rolling performance to 29/02/2024	Last 6m (%)	1y (%)	3ys (%)	5ys (%)	Since Launch (%)
7IM Personal Injury C Acc	3.42	1.66	-5.11	2.56	45.93
Performance comparator benchmark	4.43	4.12	-1.92	6.79	55.46
Discrete performance	Q4 2022 - Q4 2023 (%)	Q4 2021 - Q4 2022 (%)	Q4 2020 - Q4 2021 (%)	Q4 2019 - Q4 2020 (%)	Q4 2018 - Q4 2019 (%)
7IM Personal Injury C Acc	3.71	-9.93	0.87	5.44	6.72
Performance comparator benchmark	5.97	-10.87	2.84	3.90	8.70

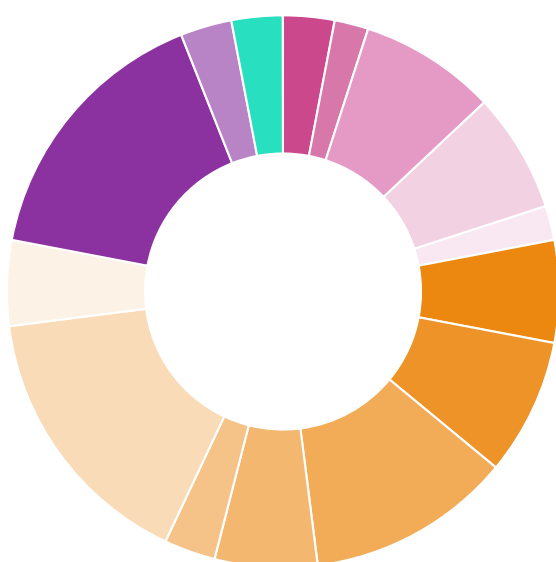
Past performance is not a reliable indicator of future results. 7IM funds are multi-asset and therefore the comparison with the IA Mixed Investment 0-35% Shares is offered as a guide only.

Source: FE fundinfo

AS AT 29 FEBRUARY 2024

Strategic asset allocation

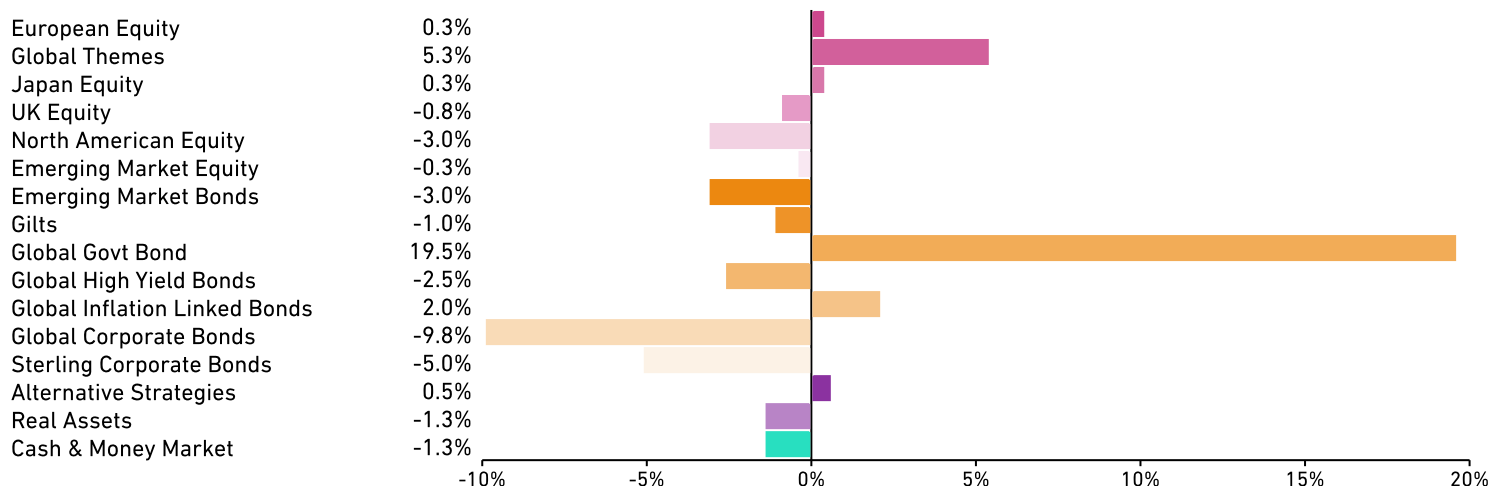
The chart below shows the long-term Strategic Asset Allocation (SAA) of the fund. The SAA forms the backbone of the fund and is reviewed annually. Percentages are subject to rounding.




European Equity	3.0%
Japan Equity	2.0%
UK Equity	8.0%
North American Equity	7.0%
Emerging Market Equity	2.0%
Emerging Market Bonds	6.0%
Gilts	8.0%
Global Govt Bond	12.0%
Global High Yield Bonds	6.0%
Global Inflation Linked Bonds	3.0%
Global Corporate Bonds	16.0%
Sterling Corporate Bonds	5.0%
Alternative Strategies	16.0%
Real Assets	3.0%
Cash & Money Market	3.0%

Tactical asset allocation

The chart below shows the shorter-term asset allocations of the fund in relation to the SAA. Percentages are subject to rounding.



Fund ratings*



AS AT 29 FEBRUARY 2024

Top ten holdings

	Holding weight (%)
Vanguard US Government Bond Index Fund	19.2
Vanguard Euro Government Bond Index Fund	9.1
iShares ESG Overseas Corporate Bond Index	6.3
Vanguard UK Long Duration Gilt Index Fund	6.0
Blackrock Global Inflation-Linked Bond Fund	5.2
MSCI Healthcare Future	4.2
Amundi US Treasury Bond Long Dated UCITS ETF	3.6
MSCI Europe ex UK Equity Future	3.4
JPM Diversified Trend Strategy	3.3
Invesco AT1 Capital Bond ETF	3.1
Total	63.4

Source: 7IM

Fund availability

The 7IM funds are available via the majority of the major wraps, platforms and life and pension wrappers. If you would like further information please call us on 020 7760 8777.

Important information

The specific details of the funds including investment policy, charges and the particular risks associated with the funds are explained in the Prospectus and Key Investor Information Documentation (KIIDs) – a link to these is available via the 7IM website (www.7im.co.uk).

‡ Please allow up to 10 working days after the Distribution Date for dividends to be processed and applied to individual client accounts.

† Ongoing Charges Figure includes 7IM Annual Management Charge. Source: KIIDs 20/02/2024.

*7IM's funds are mapped against a selection of third party risk profiling tools to assist advisers as part of suitability assessments for clients. Such tools are however only one aspect of an adviser's suitability process and other such as the clients' investment term / horizon and knowledge and experience should also be considered. The methodology of third party risk profiling tools is not endorsed by 7IM and individual fund risk profiling scores may not correspond precisely to the risk indicators in the 7IM fund literature.