

IFSL Marlborough Bond Income (Class P Inc [GBP])

April 2024

Benchmark

Benchmark	Mstar (IA) £ Corporate Bond
IA sector	£ Corporate Bond

Identification Codes

Sedol code	B8P5889
Mex code	FMNDIC
ISIN code	GB00B8P58897

Fund Overview

Price	Bid 44.46p
	Offer 44.46p (02/04/2024)
Distribution yield	3.97%
Fund size	£8.5m
Number of holdings	69
Portfolio turnover rate	23.30%

Charges

Initial charge	0.00%
Exit charge	None
Performance fees	No
Ongoing Charges	0.45%

Fund Background

Valuation point	Daily 12:00
Fund type	Unit Trust
Launch date	31/12/2012
Launch price	£0.50
Fund currency	Pound Sterling
Fund domicile	United Kingdom
NISA allowable?	Yes
SIPP allowable?	Yes

Dealing

Settlement period: buy	4 days
Settlement period: sell	4 days
Pricing basis	Forward

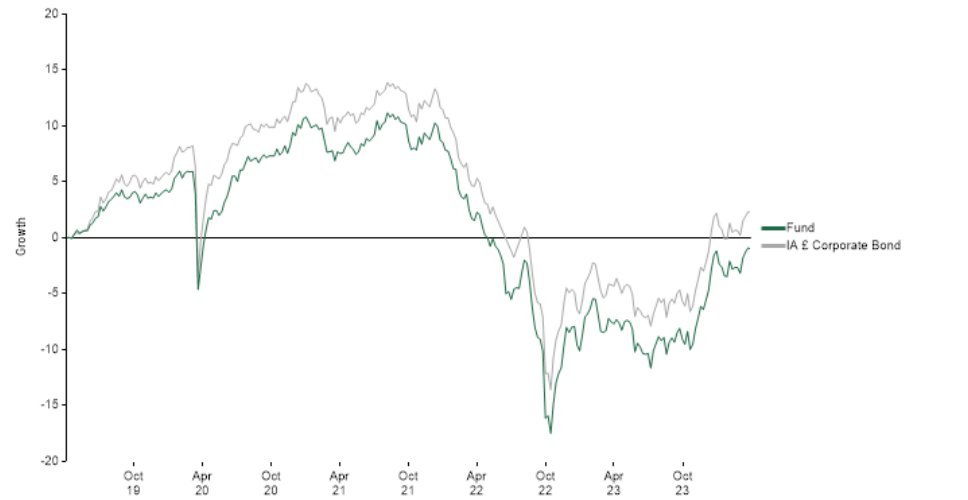
Distribution Dates

Ex dividend date(s)	Income payment date (s)
28th February	30th April
31st May	31st July
31st August	31st October
30th November	31st January

Aims

The aim of the Fund is to provide income, that is, money paid out from an investment as interest, with the potential for some capital growth, that is, to increase the value of your investment. The Fund aims to outperform the average of the IA Sterling Corporate Bond sector over any 5 year period, after any charges have been taken out of the Fund. However, there is no certainty this will be achieved.

Performance



Cumulative Performance (%)

	1 year	3 years	5 years	10 years
Fund	7.59%	-7.96%	-0.96%	23.20%
Sector	7.26%	-7.12%	2.24%	27.38%
Rank	36/92	49/89	58/83	53/67
Quartile	2	3	3	4

Discrete Performance (%) - to last month end

	03/23 to 03/24	03/22 to 03/23	03/21 to 03/22	03/20 to 03/21	03/19 to 03/20
Fund	7.59%	-10.08%	-4.87%	9.48%	-1.71%

Fund Manager



Name:	Niall McDermott			
Manager for:	5 yrs, 4 mths			

Group Details

Group address	Marlborough House, 59 Chorley New Road, Bolton, BL1 4QP
Group telephone	0808 145 2500
Dealing telephone	0808 145 2501
Email	<a href="mailto:service@marlboroughgroup.com">service@marlboroughgroup.com</a>
Homepage	<a href="http://www.marlboroughgroup.com">www.marlboroughgroup.com</a>
Fax number	01204 533045

Capital is at risk. The value and income from investments can go down as well as up and are not guaranteed. An investor may get back significantly less than they invest. Past performance is not a reliable indicator of current or future performance and should not be the sole factor considered when selecting funds.

Performance data is sourced by Morningstar and is calculated on a NAV-NAV basis, net of fees and reinvestment of all dividends and capital gains. The remaining data is sourced by Investment Fund Services Limited (IFSL).

Data accurate as of 02/04/2024.

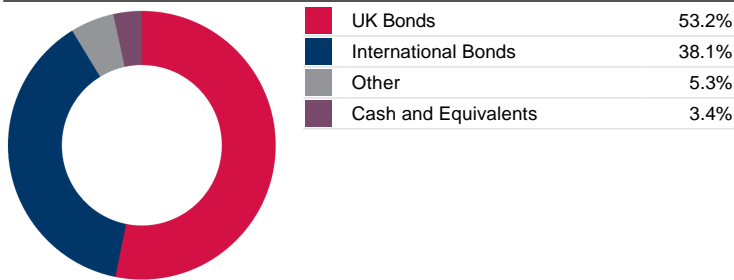
IFSL Marlborough Bond Income (Class P Inc [GBP])

April 2024

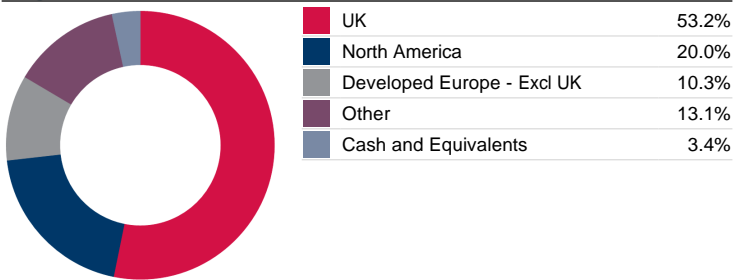
Top 10 Holdings

Name	% Weight	Country	Sector
1 CHURCH 3.25 140732	2.7	United Kingdom	Bonds
2 HSBC HOLDINGS 7 070438	2.6	United Kingdom	Bonds
3 L&G PLC 5.125 141148	2.3	United Kingdom	Bonds
4 DEUTSCHE 2.625 161224	2.3	Germany	Bonds
5 WELLS FARGO 4.625 021135	2.3	United States	Bonds
6 COOP CEN RFFISEN 4.625	2.3	Netherlands	Bonds
7 JPMORGAN 0.991 280426	2.3	United States	Bonds
8 NATIONWIDE 5.75 PERP	2.2	United Kingdom	Bonds
9 VOLKSWAGEN 4.125 171131	2.2	Non-Classified	Bonds
10 BNP PARIBAS 2 240531	2.2	France	Bonds

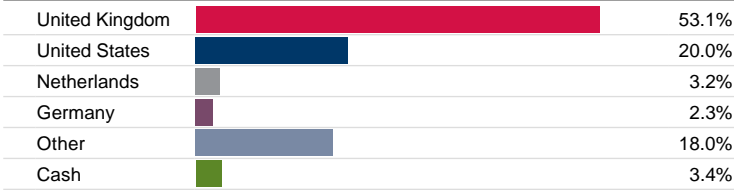
Asset Allocation



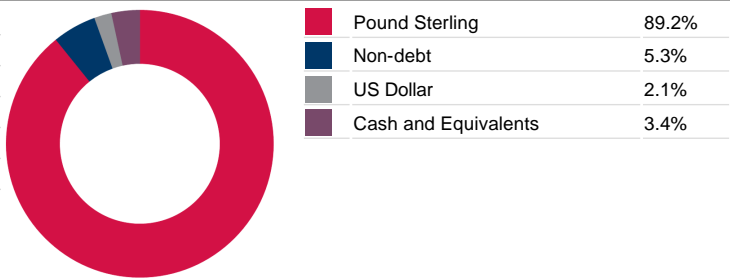
Regional Allocation



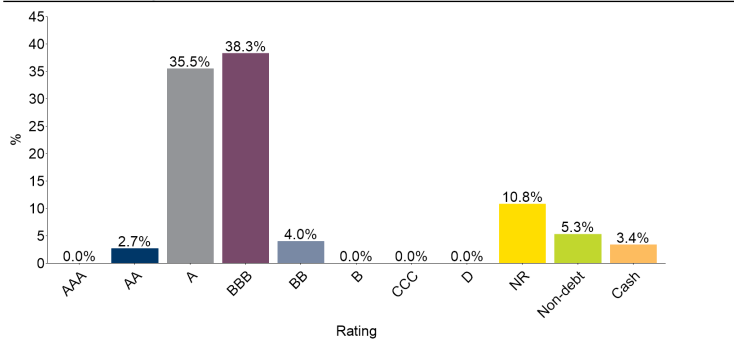
Top Country Weightings



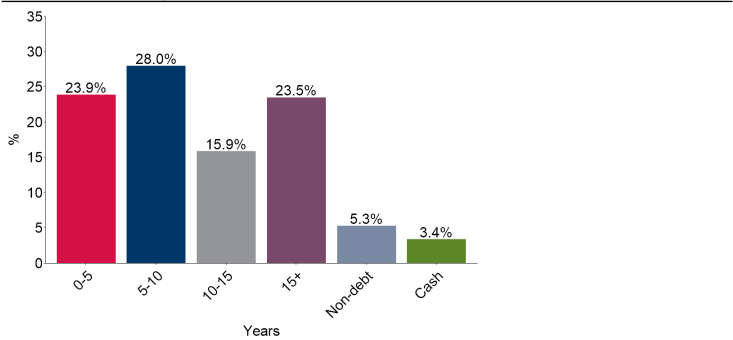
Credit Currency Breakdown



Credit Quality Profile



Credit Maturity Profile



Data for the above tables is sourced by Investment Fund Services Limited (IFSL) and presented by Broadridge Financial Solutions Inc. Allocations are subject to change.

This fact sheet may also contain data provided by FTSE International Limited ("FTSE") © FTSE 2024. "FTSE®" is a trade mark of the London Stock Exchange Group companies and is used by FTSE International Limited under licence. All rights in the FTSE indices and / or FTSE ratings vest in FTSE and/or its licensors. Neither FTSE nor its licensors accept any liability for any errors or omissions in the FTSE indices and / or FTSE ratings or underlying data. No further distribution of FTSE Data is permitted without FTSE's express written consent.

Capital is at risk. The value and income from investments can go down as well as up and are not guaranteed. An investor may get back significantly less than they invest. Past performance is not a reliable indicator of current or future performance and should not be the sole factor considered when selecting funds. The Fund has exposure to bonds, the prices of which will be impacted by factors including; changes in interest rates, inflation expectations and perceived credit quality. When interest rates rise, bond values generally fall. This risk is generally greater for longer term bonds and for bonds with perceived lower credit quality. The Fund invests in other currencies. Changes in exchange rates will therefore affect the value of your investment. Bonds that produce a higher level of income carry greater risk that the issuer will not be able to pay the income or repay the capital at maturity. In certain market conditions some assets may be less predictable than usual. This may make it harder to sell at a desired price and/or in a timely manner. In extreme market conditions redemptions in the underlying funds or the Fund itself may be deferred or suspended. The insolvency of any institution providing services, such as safekeeping of assets or holding investments with returns linked to financial contracts (known as derivatives), may expose the Fund to financial loss. The Fund may enter into various financial contracts (known as derivatives) in an attempt to protect the value of the Fund's assets or to reduce the costs of investing, although this may not be achieved. All or part of the fees and expenses may be charged to the capital of the Fund rather than being deducted from income. Future capital growth may be constrained as a result of this.

This document is provided for general information purposes only and is not personal advice to anyone to invest in any fund or product.

The Key Investor Information Documents and the Prospectuses for all funds are available, in English, free of charge and can be obtained directly using the contact details in the Group Details section. They can also be downloaded from [www.marlboroughgroup.com](http://www.marlboroughgroup.com). An investor must always read these before investing. Information taken from trade and other sources is believed to be reliable, although we don't represent this as accurate or complete and it shouldn't be relied upon as such. Calls may be recorded for training and monitoring purposes.

Issued by Marlborough Investment Management Limited, authorised and regulated by the Financial Conduct Authority (reference number 115231). Registered office: Marlborough House, 59 Chorley New Road, Bolton, BL1 4QP. Registered in England No. 02061177.

Data accurate as of 02/04/2024.