

## Marlborough Commodity (Class P Acc [GBP])

November 2020

### Benchmark

Benchmark	DBLCI-OY BALANCED TR INDEX (GBP)
IA sector	Specialist

### Identification Codes

Sedol code	B84RD69
Mex code	FMCEDY
ISIN code	GB00B84RD695

### Fund Overview

Price	Bid 74.03p
	Offer 74.03p (02/11/2020)
Historic yield	0.00%
Fund size	£9.4m
Number of holdings	10
Portfolio turnover rate	174.04%

### Charges

Initial charge	0.00%
Exit charge	None
Performance fees	No
Ongoing Charges	1.19%

### Fund Background

Valuation point	Daily 12:00
Fund type	OEIC
Launch date	31/12/2012
Launch price	£1.00
Fund currency	Pound Sterling
Fund domicile	United Kingdom
NISA allowable?	Yes
SIPP allowable?	Yes

### Dealing

Settlement period: buy	4 days
Settlement period: sell	4 days
Pricing basis	Forward

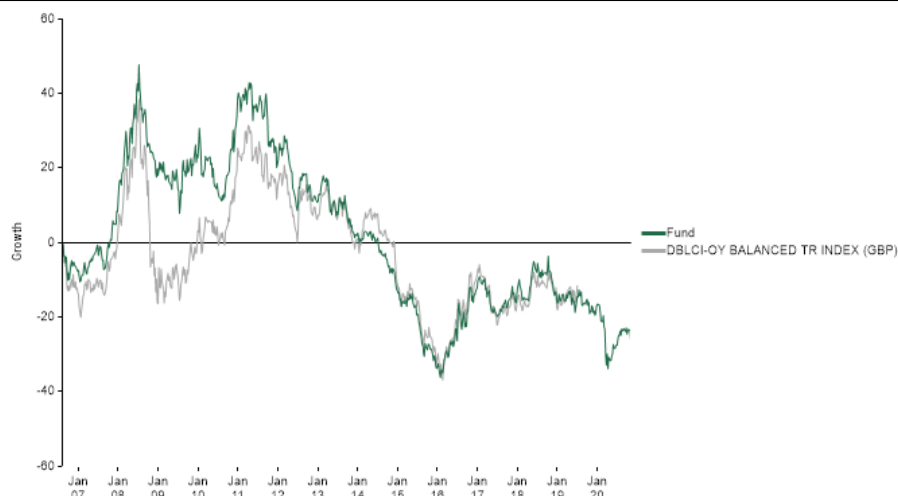
### Distribution Dates

Ex dividend date(s)	Income payment date (s)
31st March	31st July

### Aims

The aim of the Fund is to provide capital growth, that is, to increase the value of your investment, over a minimum of 5 years.

### Performance



### Cumulative Performance (%)

	1 year	3 years	5 years	10 years
Fund	-9.48%	-14.39%	3.09%	-40.54%
Benchmark	-	-	-	-

### Discrete Performance (%) - to last month end

	10/19 to 10/20	10/18 to 10/19	10/17 to 10/18	10/16 to 10/17	10/15 to 10/16
Fund	-9.48%	-11.72%	7.13%	-2.18%	23.11%

### Fund Managers



Name:	Nigel Baynes	Stacey Ash		
Manager for:	14 yrs, 4 mths	14 yrs, 4 mths		

### Ratings

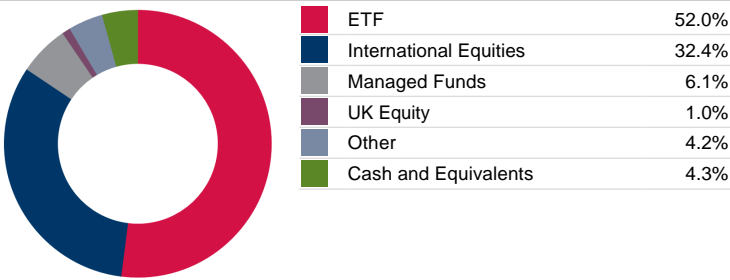
### Group Details

Group address	Marlborough House, 59 Chorley New Road, Bolton, BL1 4QP
Group telephone	0808 145 2500
Dealing telephone	0808 145 2501
Email	<a href="mailto:enquiries@marlboroughfunds.com">enquiries@marlboroughfunds.com</a>
Homepage	<a href="http://www.marlboroughfunds.com">www.marlboroughfunds.com</a>
Fax number	01204 533045

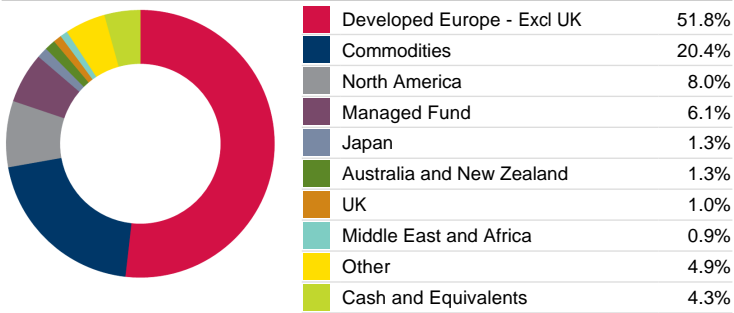
Top 10 Holdings

Name	% Weight	Country	Sector
1 LYXOR TR CORE COM EX EGR	20.3	Luxembourg	Non-Classified
2 XTrackers Xtrackers DBLCI Commodity Optimum Yield Swap UCITS ETF	14.9	Managed Funds	Managed Funds
3 UBS ETF CMCI Composite SF UCITS ETF (USD) A-acc -	11.9	Managed Funds	Managed Funds
4 UBS ETF CMCI EX AGRI GBP	11.4	Ireland	Non-Classified
5 iShares Gold Producers UCITS ETF	8.2	Managed Funds	Managed Funds
6 WisdomTree ETC WisdomTree Brent Crude Oil Pre-roll -	6.1	Managed Funds	Managed Funds
7 iShares Global Timber & Forestry UCITS ETF ISHS GL TI & FO ETF USD	5.7	Managed Funds	Managed Funds
8 iShares Physical Gold ETC	5.5	Managed Funds	Managed Funds
9 XTrackers Xtrackers Stoxx Europe 600 Basic Resources Swap UCITS ETF ETF [LSE]	5.3	Managed Funds	Managed Funds
10 XTrackers Xtrackers Stoxx Europe 600 Oil & Gas Swap UCITS ETF ETF [LSE]	4.4	Managed Funds	Managed Funds

Asset Allocation



Regional Allocation



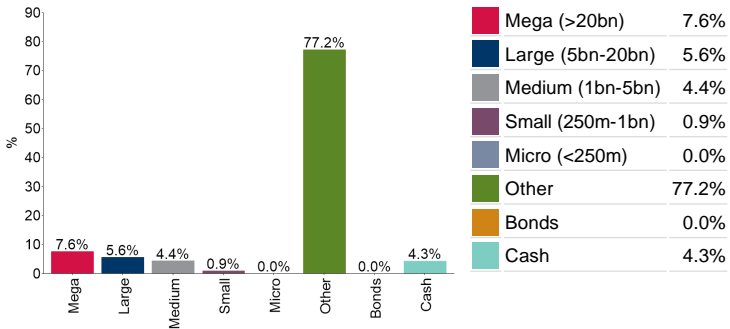
Industry Sector Breakdown

Equities		
Basic Materials		13.0%
Industrials		1.8%
Financials		1.6%
Consumer Discretionary		1.5%
Technology		0.9%
Health Care		0.8%
Telecommunications		0.8%
Utilities		0.5%
Energy		0.5%
Bonds		
Others		
Commodities		52.0%
Non-Classified		14.1%
Managed Funds		6.1%
Real Estate		1.7%
Consumer Staples		0.4%
Alternative Trading Strategies		0.0%
Cash and Equivalents		4.3%

Top Country Weightings

Luxembourg		20.5%
Commodities		20.3%
Managed Funds		15.8%
Ireland		12.2%
Canada		4.8%
Germany		4.6%
United States		3.2%
France		2.0%
Japan		1.3%
Other		11.0%
Cash		4.3%

Breakdown By Market Cap (%)



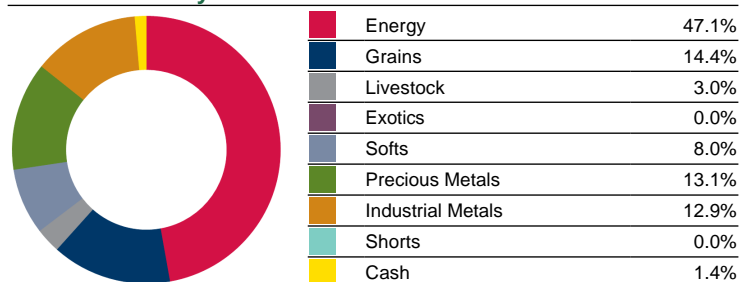
### Commodity Analysis

#### Commodity Allocation

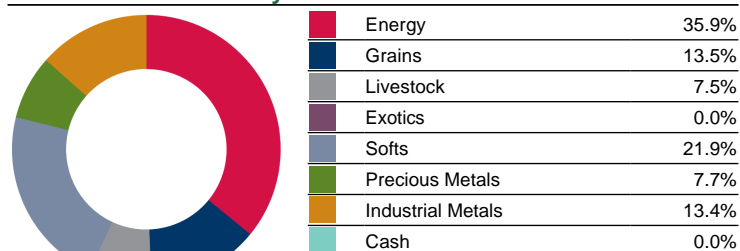
Cash	1.4%
Energy Equity	0.0%
W.T.I. Crude	13.7%
Brent Crude	0.0%
Heating Oil	4.1%
Unleaded Gas	21.8%
Gas Oil	12.9%
Natural Gas	0.0%
Corn	4.9%
Wheat	10.2%
Red Wheat	4.9%
Oats	0.8%
Barley	0.0%
Rough Rice	0.0%
Azuki Beans	2.9%
Soybeans	1.0%
Soybean Oil	0.4%
Soybean Meal	0.0%
Agriculture Equity	0.0%
Canola	0.0%
Live Cattle	2.3%
Feeder Cattle	6.6%
Lean Hogs	0.0%
Rubber	0.7%
Lumber Equity	1.0%
Lumber	0.0%
Wool	0.0%
Raw Silk	0.0%
Sugar	4.0%
Cotton	5.1%
Coffee	1.2%
Cocoa	4.8%
Orange Juice	1.5%
Prec Metal Equity	5.2%
Gold	1.2%
Silver	5.9%
Platinum	0.2%
Palladium	1.0%
Ind Metal Eqty	3.3%
Aluminium	0.0%
Copper	4.0%
Nickel	6.1%
Zinc	5.3%
Lead	6.3%
Tin	1.1%
	1.1%
	2.4%
	0.0%
	0.1%
	0.0%
	0.0%

■ DBLCI-OY BALANCED TR INDEX (GBP)

#### Fund Commodity Sector Breakdown



#### Benchmark Commodity Sector Breakdown



The value of investments and the income from them may fall as well as rise and you may not get back the amount you originally invested. Changes in exchange rates may cause the value of the fund to rise or fall. The Fund's underlying investments may track a commodity or a commodity index. The prices of commodities may be influenced by supply and demand, inflation, exchange rates and political, economic or financial events. The Fund's underlying investments may be subject to counterparty risk, which is the risk that a party to a transaction will fail to meet its obligations. You are required to read the Key Investor Information Document (KIID) before making an investment. The KIID and prospectus for all funds are available free of charge at [www.marlboroughfunds.com](http://www.marlboroughfunds.com) or by calling 0808 145 2500. Data accurate as of 02/11/2020. Factsheet produced by FundsLibrary.