

IFSL Marlborough Multi Cap Income (Class P Acc [GBP])

April 2024

Benchmark

Benchmark	FTSE AllSh TR GBP
IA sector	UK Equity Income

Identification Codes

Sedol code	B907VX3
Mex code	FMOCLT
ISIN code	GB00B907VX32

Fund Overview

Price	Bid 225.19p
	Offer 225.19p (02/04/2024)
Historic yield	4.92%
Fund size	£458.2m
Number of holdings	101
Portfolio turnover rate	43.21%

Charges

Initial charge	0.00%
Exit charge	None
Performance fees	No
Ongoing Charges	0.83%

Fund Background

Valuation point	Daily 12:00
Fund type	OEIC
Launch date	31/12/2012
Launch price	£1.00
Fund currency	Pound Sterling
Fund domicile	United Kingdom
NISA allowable?	Yes
SIPP allowable?	Yes

Dealing

Settlement period: buy	4 days
Settlement period: sell	4 days
Pricing basis	Forward

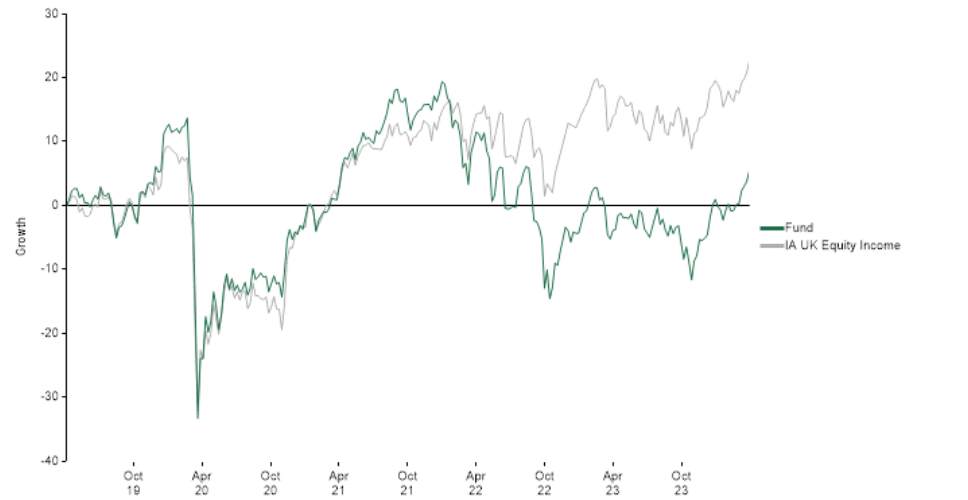
Distribution Dates

Ex dividend date(s)	Income payment date (s)
31st July	30th September
31st January	31st March

Aims

The aim of the Fund is to provide income, that is, money paid out from an investment as dividends from shares, as well as to deliver capital growth, that is to increase the value of your investment. The Fund aims to deliver a greater income than the FTSE All-Share Index over any 3 year period. It is recommended that the fund is held for a minimum of 5 years.

Performance



Cumulative Performance (%)

	1 year	3 years	5 years	10 years
Fund	9.91%	2.86%	7.55%	38.75%
Sector	7.72%	18.99%	24.97%	60.44%
Rank	21/70	64/68	65/67	52/56
Quartile	2	4	4	4

Discrete Performance (%) - to last month end

	03/23 to 03/24	03/22 to 03/23	03/21 to 03/22	03/20 to 03/21	03/19 to 03/20
Fund	9.91%	-13.90%	8.70%	31.78%	-20.66%

Fund Managers



Name:	Siddarth Chand Lall
Manager for:	12 yrs, 9 mths

Group Details

Group address	Marlborough House, 59 Chorley New Road, Bolton, BL1 4QP
Group telephone	0808 145 2500
Dealing telephone	0808 145 2501
Email	service@marlboroughgroup.com
Homepage	www.marlboroughgroup.com
Fax number	01204 533045

Capital is at risk. The value and income from investments can go down as well as up and are not guaranteed. An investor may get back significantly less than they invest. Past performance is not a reliable indicator of current or future performance and should not be the sole factor considered when selecting funds.

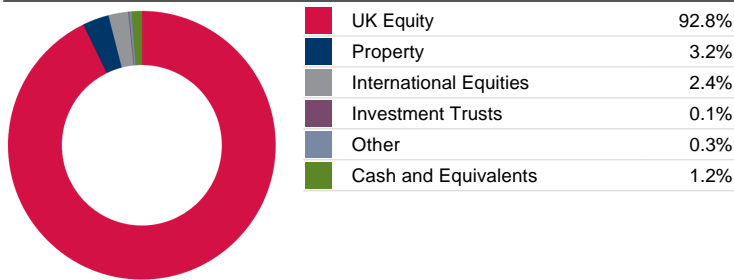
Performance data is sourced by Morningstar and is calculated on a NAV-NAV basis, net of fees and reinvestment of all dividends and capital gains. The remaining data is sourced by Investment Fund Services Limited (IFSL).

Data accurate as of 02/04/2024.

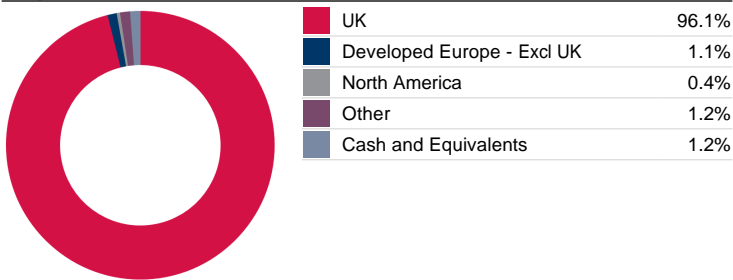
Top 10 Holdings

Name	% Weight	Country	Sector
1 3i Group Plc 3i Group Plc Ord GBP0.738636	4.1	United Kingdom	Financials
2 PARAGON BANKING GROUP	3.9	United Kingdom	Financials
3 BLOOMSBURY PUBLISHING	3.8	United Kingdom	Consumer Discretionary
4 CHESNARA	3.3	United Kingdom	Financials
5 LondonMetric Property PLC LondonMetric Property Ord GBP0.10	3.2	Direct Property and REITs	Real Estate
6 POLAR CAPITAL HOLDINGS PLC.	3.2	United Kingdom	Financials
7 BIG YELLOW GROUP	3.0	United Kingdom	Real Estate
8 GAMES WORKSHOP GROUP	3.0	United Kingdom	Consumer Discretionary
9 TELECOM PLUS	2.9	United Kingdom	Telecommunications
10 MACFARLANE GROUP	2.8	United Kingdom	Industrials

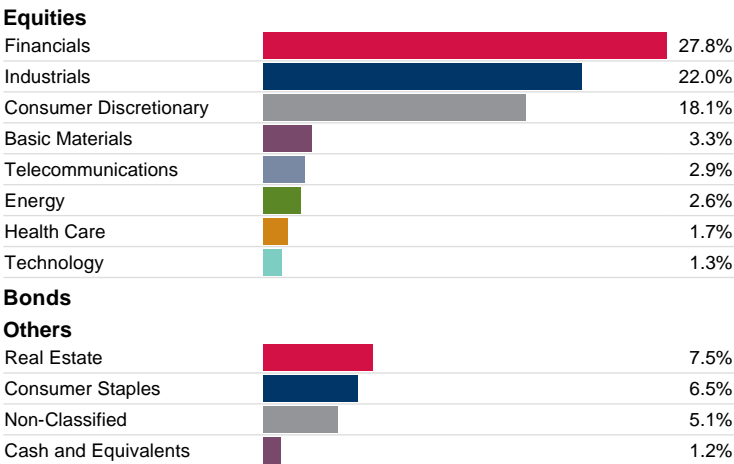
Asset Allocation



Regional Allocation



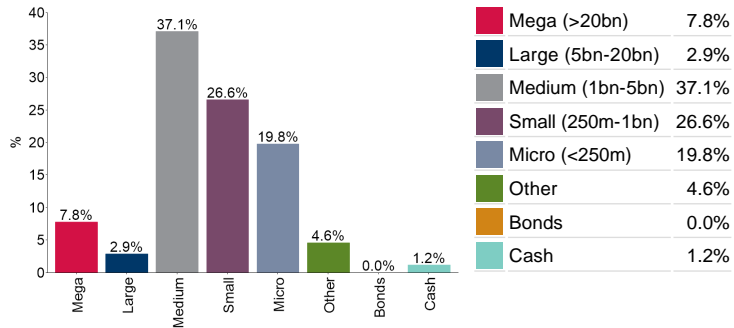
Industry Sector Breakdown



Top Country Weightings



Breakdown By Market Cap (%)



Data for the above tables is sourced by Investment Fund Services Limited (IFSL) and presented by Broadridge Financial Solutions Inc. Allocations are subject to change.

This fact sheet may also contain data provided by FTSE International Limited ("FTSE") © FTSE 2024. "FTSE®" is a trade mark of the London Stock Exchange Group companies and is used by FTSE International Limited under licence. All rights in the FTSE indices and / or FTSE ratings vest in FTSE and/or its licensors. Neither FTSE nor its licensors accept any liability for any errors or omissions in the FTSE indices and / or FTSE ratings or underlying data. No further distribution of FTSE Data is permitted without FTSE's express written consent.

Capital is at risk. The value and income from investments can go down as well as up and are not guaranteed. An investor may get back significantly less than they invest. Past performance is not a reliable indicator of current or future performance and should not be the sole factor considered when selecting funds. The Fund will be exposed to stock markets and market conditions can change rapidly. Prices can move irrationally and be affected unpredictably by diverse factors, including political and economic events. The Fund will be exposed to smaller companies which are typically riskier than larger, more established companies. Difficulty in trading may arise, resulting in a negative impact on your investment. Shares in smaller companies may be harder to sell at a desired price and/or in a timely manner, especially in difficult market conditions. The Fund invests mainly in the UK therefore investments will be vulnerable to sentiment in that market which may strongly affect the value of the Fund. The Fund invests in real estate investment trusts (REITs) and other companies or funds engaged in property investment, which involve risks above those associated with investing directly in property. In particular, REITs may be subject to less strict regulation than the Fund itself and may experience greater volatility than their underlying assets. In certain market conditions some assets may be less predictable than usual. This may make it harder to sell at a desired price and/or in a timely manner. In extreme market conditions redemptions in the underlying funds or the Fund itself may be deferred or suspended. All or part of the fees and expenses may be charged to the capital of the Fund rather than being deducted from income. Future capital growth may be constrained as a result of this.

Dividends paid by companies are not guaranteed and can be cancelled, which may impact the Fund's ability to deliver an income to investors.

This document is provided for general information purposes only and is not personal advice to anyone to invest in any fund or product. The Elite Rating™ system is proprietary to FundCalibre Ltd, but should not be taken as a recommendation. The RSMR Rated Fund is proprietary to Rayner Spencer Mills Research Limited, but should not be taken as a recommendation.

The Key Investor Information Documents and the Prospectuses for all funds are available, in English, free of charge and can be obtained directly using the contact details in the Group Details section. They can also be downloaded from www.marlboroughgroup.com. An investor must always read these before investing. Information taken from trade and other sources is believed to be reliable, although we don't represent this as accurate or complete and it shouldn't be relied upon as such. Calls may be recorded for training and monitoring purposes.

Issued by Marlborough Investment Management Limited, authorised and regulated by the Financial Conduct Authority (reference number 115231). Registered office: Marlborough House, 59 Chorley New Road, Bolton, BL1 4QP. Registered in England No. 02061177.

Data accurate as of 02/04/2024.