



Slater Investments

Fund Objective

The objective of the Slater Recovery Fund is to achieve long-term capital growth, principally through investment in UK companies. The Fund has a core of growth that is supplemented by other strategies.

The Fund

Manager Name: Mark Slater

Launch Date: 31/12/2012

Fund Size: £249.46m

IA Sector: UK All Companies

Price Information

Single Price: 342.18p

Unit Type: Accumulation

Pricing: Daily

Charges

Initial Charge: None

OCF (includes AMC): 0.81%

AMC: 0.75%

OCF = Ongoing Charges // AMC = Annual Management Charge. Visit our [website](#) for a detailed explanation.

Dealing

Frequency: Daily

Minimum Investment: £5,000,000

Subsequent Minimum: £500

Identifiers

ISIN: GB00B90KTC71

SEDOL: B90KTC7



Slater Recovery Fund – P Accumulation

Fund Fact Sheet

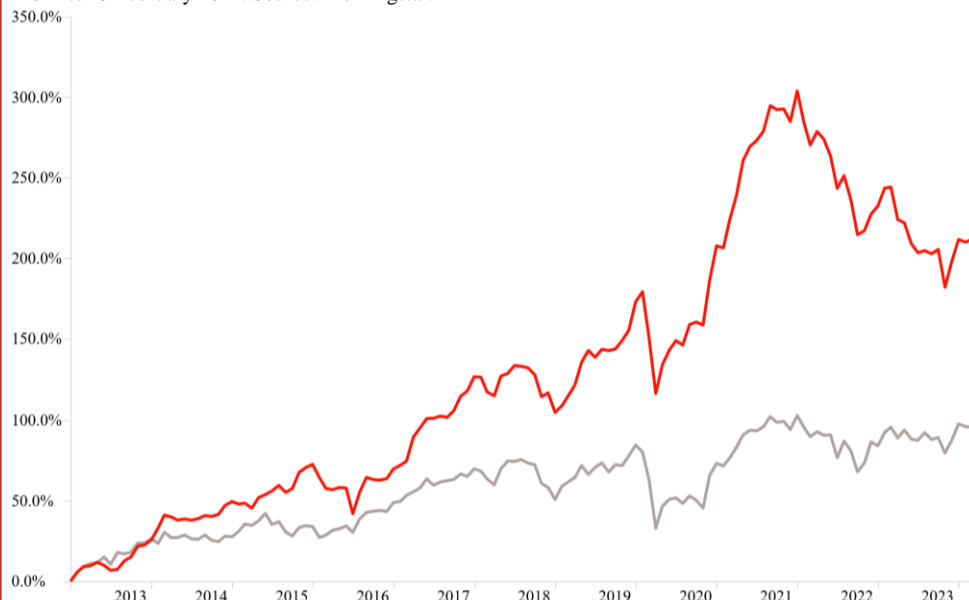
29 February 2024



Mark Slater, CIO

Fund Performance

Performance of the Fund and the IA sector on a mid price with all net income reinvested from 31 December 2012 to 29 February 2024. Source: Morningstar.



– Slater Recovery P Acc

– IA UK All Companies

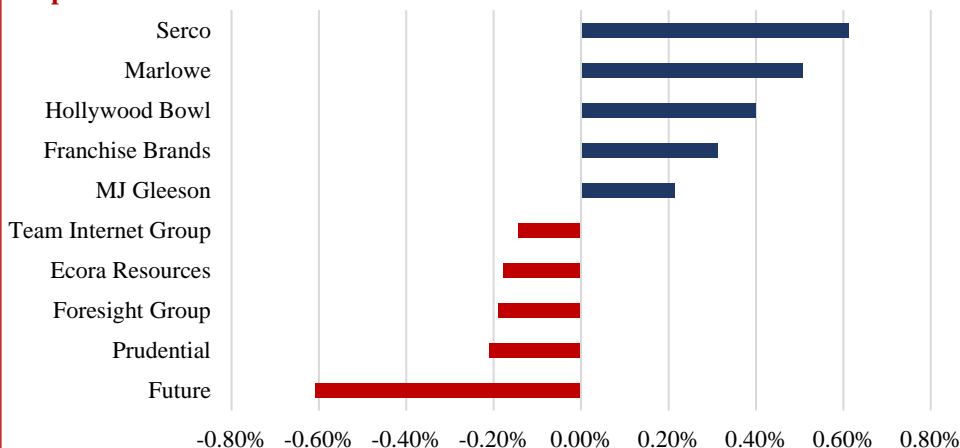
Cumulative Performance

Cumulative performance of the Fund and the IA sector on a mid price with all net income reinvested to 29 February 2024. Source: Slater Investments Ltd. and Morningstar.

Period	1m	YTD*	1y	3y	5y	SI**
Fund	+0.52%	+0.00%	-9.42%	-3.67%	+45.27%	+205.79%
IA Sector	-0.11%	-0.99%	+0.08%	+10.92%	+21.13%	+90.72%

*YTD = Year To Date **SI = Since Inception

Top 5 Contributors and Detractors

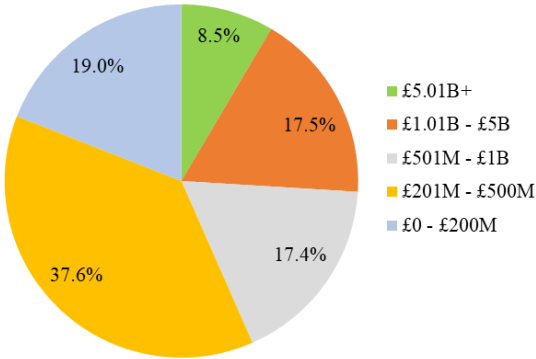


Contribution for the period 1 February 2024 to 29 February 2024 on a bid to bid basis using the 16:30 closing prices of stocks. The Fund is priced on a mid to mid basis at midday. Therefore, the graph above is only illustrative of where the contribution has come from and should not be regarded as absolute. Source: Slater Investments Ltd.

Please read the risk warning overleaf. Past performance is not necessarily a guide to the future. The value of your investment can go down as well as up; you could receive back less than you have invested.

Market Capitalisation Breakdown

Market capitalisations of Fund holdings are calculated using closing prices of the last business day of the month and exclude cash. Source: Slater Investments Ltd. and Refinitiv Eikon



Discrete Year Performance

Percentages are calculated using the mid price for the year February to February with net income reinvested. Source: Slater Investments Ltd. and Morningstar

Period	Slater Recovery Fund P Accumulation	IA OE UK All Companies
28/02/2023 - 29/02/2024	-9.42%	+0.08%
28/02/2022 - 28/02/2023	-7.06%	+3.06%
28/02/2021 - 28/02/2022	+14.42%	+7.54%
29/02/2020 - 28/02/2021	+28.82%	+8.09%
28/02/2019 - 29/02/2020	+17.07%	+1.03%

Top 10 Holdings Out of 53

Instrument	%
Serco	8.60%
Next 15 Group	5.84%
Team Internet Group	5.30%
Franchise Brands	4.63%
Tesco	4.19%
Prudential	4.18%
Future	3.84%
Hollywood Bowl	3.57%
Foresight Group	3.26%
JTC	2.99%

All Sectors

Sector	%	Sector	%
Advertising	11.14%	Leisure Facilities	3.57%
Asset Management & Custody Banks	10.95%	Broadcasting	2.81%
Environmental & Facilities Services	8.60%	Pharmaceuticals	2.28%
Research & Consulting Services	8.46%	Diversified Support Services	2.28%
Publishing	4.85%	Restaurants	2.12%
Specialised Consumer Services	4.63%	Homebuilding	2.01%
Construction Materials	4.59%	Distributors	1.88%
Food Retail	4.19%	Trading Companies & Distributors	1.75%
Life & Health Insurance	4.18%	Other	14.36%
IT Consulting & Other Services	3.96%		

Calculated using the 16:30 closing prices of stocks on a bid basis. Source: Slater Investments Ltd.

Contact Details

Slater Investments Limited	To deal in the Fund:	General Enquiries:
Nicholas House, 3 Laurence Pountney Hill	JTC Fund Services (UK) Ltd.	Lisa Letham
London, EC4R 0EU	+44 (0) 203 893 1001	+44 (0) 207 220 9365
www.slaterinvestments.com	Slater.dealing@jtgroup.com	lisa@slaterinvestments.com

Risk Warning: Past performance is not necessarily a guide to the future. The value of investments and the income from them may go down as well as up. Investors may not receive back their original investment. The Fund has a concentrated portfolio which means greater exposure to a smaller number of securities than a more diversified portfolio. Charges are not made uniformly throughout the period of the investment. This Fund invests in smaller companies and carries a higher degree of risk than funds investing in larger companies. The shares of smaller companies may be less liquid and their performance more volatile over shorter time periods. The Fund can also invest in smaller companies listed on the Alternative Investment Market (AIM) which also carry the risks described above. The Fund may invest in derivatives and forward transactions for the reduction of risk or costs, or the generation of additional capital or income with an acceptably low level of risk which is unlikely to increase the risk profile of the Fund significantly. This

document is provided for information purposes only and should not be interpreted as investment advice. If you have any doubts as to the suitability of an investment, please consult your financial adviser.

The latest Key Investor Information Document and Prospectus are available free of charge from Slater Investments Ltd and on their website. You are required to read the Key Investor Information Document before making an investment. Telephone calls may be recorded. Slater Investments Ltd, which is authorised and regulated by the Financial Conduct Authority, is the manager of the Slater Recovery Fund. Slater Investments Ltd address is Nicholas House, 3 Laurence Pountney Hill, London, EC4R 0EU.