

Sarasin IE Systematic Emerging Markets Dividend P Acc GBP

Fund Facts

Fund Aim

The investment objective of the Fund is to seek to provide investors with a combination of long term capital growth and income at a premium to the MSCI Emerging Markets Index through investments in emerging markets.

Price

Price	£68.508	ISIN	IE00B9F65995
Fund Dividend Yield	2.54%	Sedol code:	B9F6599
Fund Size	\$16.17m	CitiCode	ID8E

Codes

Fund Information

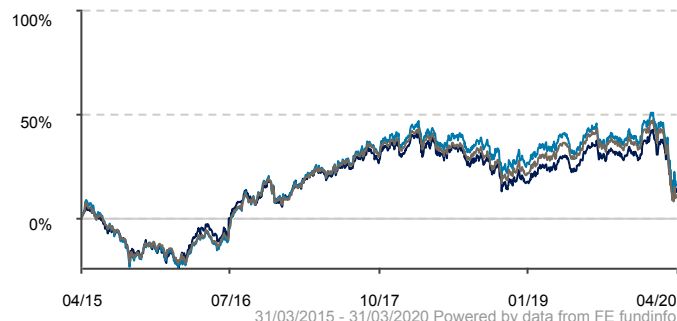
Fund Structure	Unit Trust
Benchmark	MSCI Emerging Markets (Net Daily Return)
Sector	IA Global Emerging Markets
Fund Managers	Andrea Nardon (Lead Manager), Ben Human (Deputy Manager)
Fund Launch Date	08/04/2013
Share Class Launch Date	08/04/2013
Initial Charge	0.00%
OCF	0.87%
Volatility 3 Years	13.54
For Sale In	United Kingdom, Ireland

Technical Details

Domicile	Ireland
Dividend XD Dates*	01 January, 01 July
Dividend Pay Dates	27 January, 27 July
Pricing Frequency	Daily
Fund Management Group Name	Sarasin Funds Mgt(Ireland)Ltd

Fund Performance (%) P Accumulation GBP

Fund Performance



■ Fund ■ Benchmark ■ Sector

Cumulative

	1m	3m	YTD	1yr	3yr	5yr	Since Launch
Fund	-11.02%	-16.08%	-16.08%	-8.78%	-6.67%	14.02%	4.85%
Benchmark	-12.85%	-18.37%	-18.37%	-13.50%	-3.98%	17.55%	23.03%
Sector	-15.07%	-21.24%	-21.24%	-15.43%	-9.63%	11.00%	13.77%

Annualised Growth Rate

	3yr (ann)	5yr (ann)	Since Launch (ann)
Fund	-2.28%	2.66%	0.68%
Benchmark	-1.34%	3.29%	3.01%
Sector	-3.32%	2.11%	1.87%

Discrete Returns - 12 months ending 31 March 2020

	0-12m	12-24m	24-36m	36-48m	48-60m
Fund	-8.78%	-4.43%	7.05%	29.97%	-6.00%
Benchmark	-13.50%	-0.32%	11.36%	34.73%	-9.14%
Sector	-15.43%	-1.52%	8.50%	35.27%	-9.20%

Performance is provided net of fees. Past performance is not a reliable guide to future performance. Performance is calculated in GBP on the basis of net asset values (NAV) and gross dividends reinvested.

Source: Sarasin & Partners LLP and Financial Express. Annualised Growth Rate (AGR) is the increase or decrease in value of an investment, expressed as a percentage per year. The source for the annualised volatility measurement is Financial Express and this measurement is expressed using the standard deviation of the Fund's UK Stg monthly returns over the most recent 36 month period. Prior to 31st January 2017, the Fund was named Sarasin IE Emerging Markets - Systematic (USD) Fund. *Accumulation Dividends are reinvested back into the fund. Income units are paid out to investors.

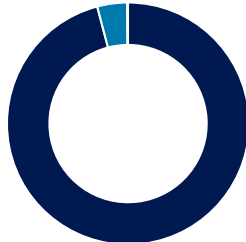
Geographic Allocation (%)

Name	
Asia	85.0%
Latin America	5.6%
Europe	5.2%
Middle East	2.2%
Africa	2.0%



Asset Allocation (%)

Name	
Equities	95.9%
Property	4.0%
Liquid Assets	0.1%



Contact Us

Marketing Enquiries
Tel: +44 (0) 207 038 7000
Email: marketing@sarasin.co.uk

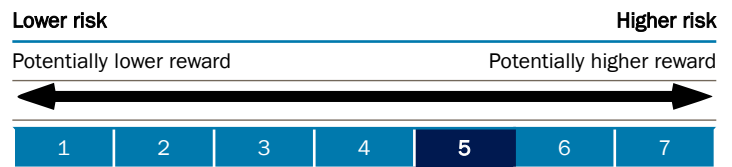
Juxon House
100 St. Paul's Churchyard
London EC4M 8BU
www.sarasinandpartners.com

(For further details please see the full Prospectus, Additional Information Document and KIID as well as the Semi Annual and Annual Reports which are available from the above.)

Top 10 Holdings (%)

Company	Weight
LONG EQUITY UCB SA 07/12/20 (DB) BE0003739530	5.1%
TENCENT HOLDINGS LTD	4.5%
ALIBABA GROUP HOLDING-SP ADR	4.4%
SAMSUNG ELECTRONICS CO LTD	4.1%
TAIWAN SEMICONDUCTOR MANUFAC	4.0%
LONG EQUITY SAP SE 07/12/20 (DB) DE0007164600	3.9%
MSCI CHINA A INCLUSION SWAP CFD 09/09/20 (GS)	2.3%
MSCI CHINA A INCLUSION2 SWAP CFD 09/06/20 (HSBC)	2.2%
MSCI RUSSIA SWAP CFD 14/07/20 (HSBC)	1.8%
PING AN INSURANCE GROUP CO-H	1.5%

Risk Profile



The Risk and Reward Indicator table demonstrates where the Fund ranks in terms of its potential risk and return, calculated using the volatility of monthly returns over five years. As it is based upon how the Fund has performed in the past, you should note that the Fund may well perform differently in the future. The risk category shown is not guaranteed and may shift over time. The higher the rank the greater the potential reward but the greater the risk of losing money. The Fund is ranked at 5 reflecting observed historical returns. The fund is in this category because it has shown higher levels of volatility historically.

This promotion has been approved by Sarasin & Partners LLP of Juxon House, 100 St Paul's Churchyard, London, EC4M 8BU, a limited liability partnership registered in England & Wales with registered number OC329859 which is authorised and regulated by the Financial Conduct Authority with firm reference number 475111 and passported under MiFID to provide investment services in the Republic of Ireland.

The investments of the fund are subject to normal market fluctuations. The value of the investments of the fund and the income from them can fall as well as rise and investors may not get back the amount originally invested. If investing in foreign currencies, the return in the investor's reference currency may increase or decrease as a result of currency fluctuations. Past performance is not a guide to future returns and may not be repeated.

There is no minimum investment period, though we would recommend that you view your investment as a medium to long term one (i.e. 5 to 10 years). Frequent political and social unrest in Emerging Markets, and the high inflation and interest rates this tends to encourage, may lead to sharp swings in foreign currency markets and stock markets. There is also an inherent risk in the smaller size of many Emerging Markets, especially since this means restricted liquidity. Further risks to bear in mind are restrictions on foreigners making currency transactions or investments. For efficient portfolio management the Fund may invest in derivatives. The value of these investments may fluctuate significantly, but the overall intention of the use of derivative techniques is to reduce volatility of returns. The Fund may also invest in derivatives for investment purposes. All details in this document are provided for marketing and information purposes only and should not be misinterpreted as investment advice or taxation advice. This document is not an offer or recommendation to buy or sell shares in the fund. You should not act or rely on this document but should seek independent advice and verification in relation to its contents. Neither Sarasin & Partners LLP nor any other member of Bank J. Safra Sarasin Ltd. accepts any liability or responsibility whatsoever for any consequential loss of any kind arising out of the use of this document or any part of its contents. The views expressed in this document are those of Sarasin & Partners LLP and these are subject to change without notice.

This document does not explain all the risks involved in investing in the fund and therefore you should ensure that you read the prospectus and the Key Investor Information document which contain further information including the applicable risk warnings. The prospectus, the Key Investor Information document as well as the annual and semi-annual reports are available free of charge from www.sarasinandpartners.com or from Sarasin & Partners LLP, Juxon House, 100 St Paul's Churchyard, London, EC4M 8BU, Telephone +353 1 434 5111, Telefax +353 1 434 5264. Telephone calls may be recorded.

Where the data in this document comes partially from third party sources the accuracy, completeness or correctness of the information contained in this publication is not guaranteed, and third party data is provided without any warranties of any kind. Sarasin & Partners LLP shall have no liability in connection with third party data. Persons domiciled in the USA or US nationals are not permitted to hold shares in the fund and shares may not be publicly sold, offered or issued to anyone residing in the USA or to US nationals. This publication is intended for investors in the United Kingdom and Republic of Ireland.

© 2020 Sarasin & Partners LLP – all rights reserved. This document can only be distributed or reproduced with permission from Sarasin & Partners LLP. Please contact marketing@sarasin.co.uk.