

Z Accumulation GBP | Data as at 31.10.2021

Fund objectives and investment policy

The fund aims to provide capital growth by investing in a diversified range of assets and markets worldwide.

Relevant risks as associated with this Fund are shown overleaf and should be carefully considered before making any investment. Above is the Investment Objective of the fund. For details on the fund's Investment Policy please see the KIID.

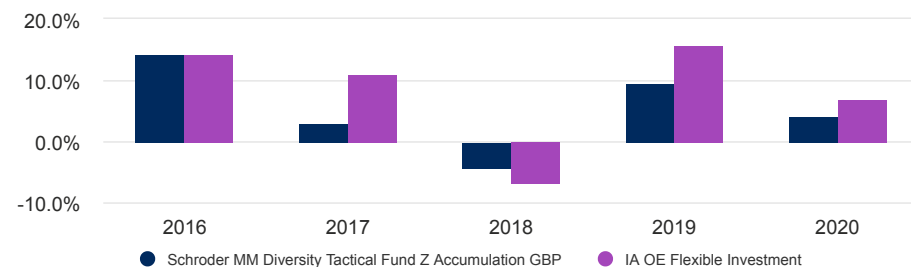
Past Performance is not a guide to future performance and may not be repeated. The value of investments and the income from them may go down as well as up and investors may not get back the amounts originally invested. Exchange rate changes may cause the value of any overseas investments to rise or fall.

Share class performance (%)

Cumulative performance	1 month	3 months	YTD	1 year	3 years	5 years	Since inception
Share class (Net)	-0.5	1.5	12.2	28.7	24.7	27.9	97.4
Comparator	0.8	2.0	9.8	21.1	31.2	41.8	105.0

12 month performance	Discrete yearly performance - Oct					Calendar year performance				
	2016	2017	2018	2019	2020	2016	2017	2018	2019	2020
	2017	2018	2019	2020	2021					
Share class (Net)	4.5	-1.9	3.8	-6.6	28.7	14.3	3.1	-4.3	9.4	4.1
Comparator	10.6	-2.3	7.7	0.7	21.1	14.1	11.1	-6.6	15.6	7.0

Performance over 5 years (%)



Please see the Benchmark section under Important information for more details.

Ratings and accreditation



Please refer to the Source and ratings information section for details on the icons shown above.

Fund facts

Fund manager	Robin McDonald Joe Le Jéhan
Managed fund since	24.10.2007 ; 01.05.2019
Fund management company	Schroder Unit Trusts Limited
Domicile	United Kingdom
Fund launch date	22.05.2002
Share class launch date	19.04.2012
Fund base currency	GBP
Share class currency	GBP
Fund size (Million)	GBP 70.08
Number of Holdings	22
Comparator	IA OE Flexible Investment
Unit NAV	GBP 1.5210
Dealing frequency	Daily
Distribution frequency	Semi-Annually

Fees & expenses

Ongoing charge	1.51%
Redemption fee	0.00%

Purchase details

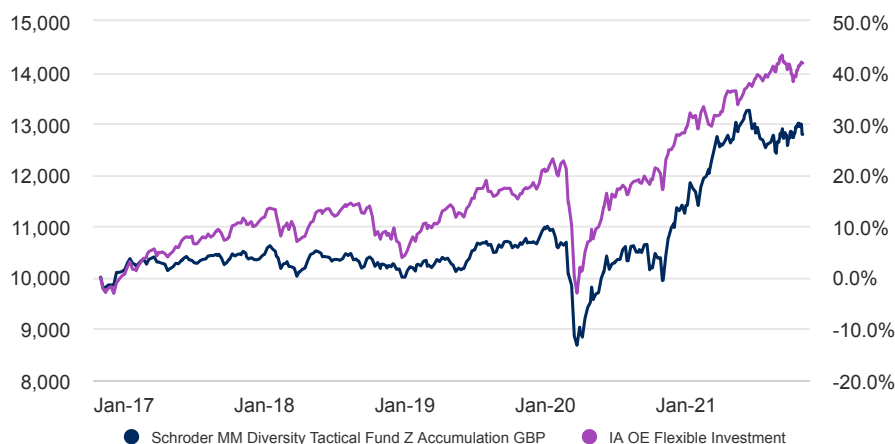
Minimum initial subscription	GBP 25,000
------------------------------	------------

Codes

ISIN	GB00B602F577
Bloomberg	CAZMDXA LN
SEDOL	B602F57

Z Accumulation GBP | Data as at 31.10.2021

5 year return of GBP 10,000



The chart is for illustrative purposes only and does not reflect an actual return on any investment.

Returns are calculated bid to bid (which means performance does not include the effect of any initial charges), net income reinvested, net of fees.

Risk considerations

Performance risk: Investment objectives express an intended result but there is no guarantee that such a result will be achieved. Depending on market conditions and the macro economic environment, investment objectives may become more difficult to achieve.

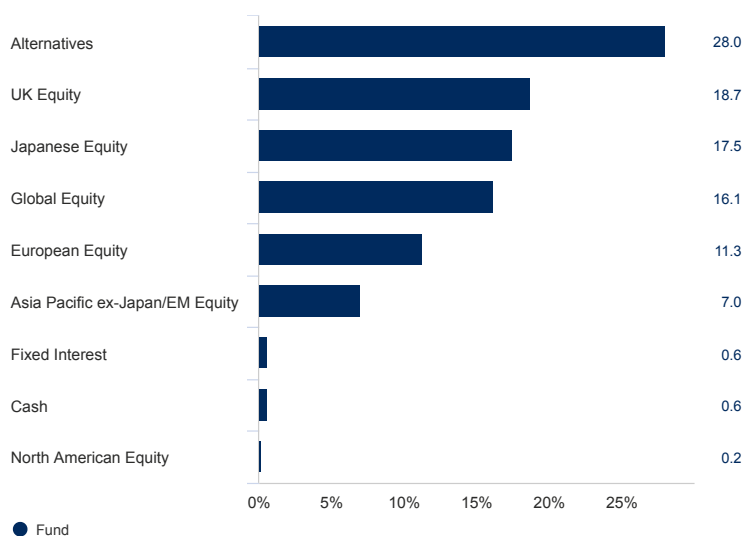
Liquidity risk: In difficult market conditions, the fund may not be able to sell a security for full value or at all. This could affect performance and could cause the fund to defer or suspend redemptions of its shares.

Please see the KIID and Prospectus for a full list of risk considerations applicable to this fund.

Asset allocation

Comparator refers to the Benchmark listed in the Fund facts section and described under the Share class performance section on page 1. Source: Schroders. Top holdings and asset allocation are at fund level.

Asset class (%)



Top 10 holdings (%)

Holding name	%
Majedie Tortoise	12.1
Heptagon Kopernik Global Equity	10.1
Jupiter UK Special Situations	9.4
GLG Japan Core Alpha	9.3
RWC UK Equity Income	9.2
GLG Japan Core Alpha Prof D	8.2
Invesco European	7.7
GLG UK Absolute Value	6.4
Schroder ISF Global Gold Hdg	6.0
Blackrock Emerging Markets	5.3

Synthetic risk & reward indicator (SRR)

LOWER RISK Potentially lower reward **HIGHER RISK** Potentially higher reward



The risk category was calculated using historical performance data and may not be a reliable indicator of the fund's future risk profile. The fund's risk category is not guaranteed to remain fixed. Please see the Key Investor Information Document for more information.

Risk statistics & financial ratios

	Fund	Comparator
Annual volatility (%) (3y)	13.2	11.1
Sharpe ratio (3y)	0.6	0.8

Source: Morningstar. The above ratios are based on bid to bid price based performance data. Comparator refers to the Benchmark listed in the Fund facts section and described under the Share class performance section on page 1. Please note this is an accumulation share class and as such the investor will not receive an income distribution. Any income will be reinvested into the fund.

Z Accumulation GBP | Data as at 31.10.2021

Share class available

	Z Accumulation GBP	Z Income GBP
Distribution frequency	Semi-Annually	Semi-Annually
ISIN	GB00B602F577	GB00B6028039
Bloomberg	CAZMDXA LN	CAZMDXI LN
SEDOL	B602F57	B602803

Contact information

Schroder Unit Trusts Limited
1 London Wall Place
London
United Kingdom
EC2Y 5AU
Tel: 0800 182 2399
Fax: 0333 207 4504

For your security, communications may be taped or monitored.

Benchmark and corporate action information

Some performance differences between the fund and the benchmark may arise because the fund performance is calculated at a different valuation point from the benchmark. On 24.03.2014, the Fund, previously named Cazenove Multi-Manager Diversity Tactical Fund, changed its name to Schroder Multi-Manager Diversity Tactical Fund. The fund does not have a target benchmark. The fund's performance should be compared against the Investment Association Flexible Investment sector average return.

Source and ratings information

Source of all performance data, unless otherwise stated: Morningstar, bid to bid, net income reinvested, net of fees.

Morningstar Rating:© Morningstar 2021. All Rights Reserved. The information contained herein: (1) is proprietary to Morningstar and/or its content providers; (2) may not be copied or distributed; and (3) is not warranted to be accurate, complete or timely. Neither Morningstar nor its content providers are responsible for any damages or losses arising from any use of this information. Past performance is no guarantee of future results.

Important information

The fund is an authorised unit trust.

A Key Investor Information Document and Supplementary Information Document are available. These can be requested via our website at www.schroders.co.uk or call one of our Investor Services Team on 0800 182 2399 for a printed version. For investors' security, telephone calls to Schroder Unit Trusts Limited may be recorded. Nothing in this factsheet should be construed as advice and is therefore not a recommendation to buy or sell units. The data contained in this document has been sourced by Schroders and should be independently verified before further publication or use. Issued by Schroder Unit Trusts Limited, 1 London Wall Place, London EC2Y 5AU. Registered No.4191730 England. Authorised and regulated by the Financial Conduct Authority. Schroders has expressed its own views and these may change. Schroders will be a data controller in respect of your personal data. For information on how Schroders might process your personal data, please view our Privacy Policy available at www.schroders.com/en/privacy-policy or on request should you not have access to this webpage. Third party data is owned or licensed by the data provider and may not be reproduced or extracted and used for any other purpose without the data provider's consent. Third party data is provided without any warranties of any kind. The data provider and issuer of the document shall have no liability in connection with the third party data. The Prospectus and/or www.schroders.com contains additional disclaimers which apply to the third party data.