

Defensive Portfolio

Key Information

Launch Date

02 October 2008 (Institutional)
13 November 2013 (Clean)

Fund Size

£106.4M

Legal Structure

ICVC

Running Yield

1.3% (Institutional Income)
1.3% (Clean Income)

Dividend Dates

30 Apr, 31 Oct

Multi Asset Portfolios

The Multi Asset Portfolios are a simple way for investors to have their investments managed by our experts and are available to clients with a minimum investment of £50,000.

There are seven funds aimed at different risk tolerances, ranging from Defensive to Maximum Growth. Each portfolio invests in six asset classes – equities, bonds, real assets including commercial property, absolute return funds, commodities and cash. The blend between them is determined by our Asset Allocation Committee, which is made up of a senior team of investment professionals and chaired by our Chief Investment Officer, Chris Godding.

The portfolios are dynamically managed to ensure they meet the ever-changing investment environment and stay in line with their objectives and risk level.

We currently have more than £1 billion of client assets invested in the full range of portfolios.

Investment Objectives of the Fund

The Defensive fund aims to deliver a real return, ahead of cash over the long term. The Fund can invest across all asset classes and adopts a low risk approach.

Investment Team

The central investment team consists of 31 experienced professionals in asset allocation, fund selection and portfolio management.



Ben Seager-Scott

Ben is the Head of Multi-Asset Funds in the Central Investment Team. He joined the firm in 2011 as a senior fund analyst having previously worked at

Bristol based Whitechurch Securities. Ben is a CFA charter holder and has a PhD in Biochemistry.

Portfolio Management Team



Anton French

Anton joined the firm in 2003, and has 20 years' financial services experience. Before joining the firm he worked at Spear, Leeds and Kellogg working with

the US equity market makers and managing a UK stock lending and derivatives book.



Anton Snell

Anton joined Towry (now Tilney) in 2008 having previously worked at AON Hewitt and Polestar Pension Trustees Ltd. He has held previous positions in the company

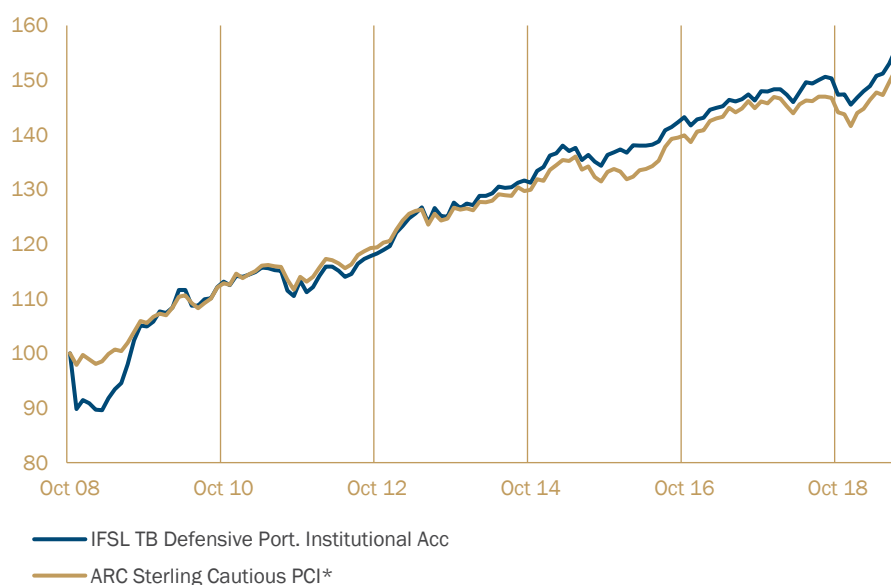
as Portfolio Construction and Risk Analyst, and Cross Asset Analyst in the Research team before moving into portfolio management. He is a CFA Level 3 candidate, and holds the Investment Management Certificate.

Codes and Charges

Share Class	Min. Initial Investment†	Initial Charge (up to)†	Ongoing Charges Figure††	SEDOL
Clean Accumulation	£1 million	5.00%	1.54%	BFPBZL8
Clean Income	£1 million	5.00%	1.54%	BFPBZK7
Institutional Accumulation	£50,000	5.00%	1.79%	B39VH92
Institutional Income	£50,000	5.00%	1.79%	B39VH81

†Minimums and initial charges can be waived

Cumulative Performance (%) since launch**



Performance figures in this factsheet are for the I Acc unit class.

Past Performance is no guide to the future



Tilney is an award winning manager, trusted to manage over £24 billion for our global clients.

Our focus is to preserve and grow the real value of our client assets after inflation and fees.

With a heritage going back to 1836, over 50 offices and 1100 staff, we believe our investors' personal wealth is our personal responsibility.

Contact us

To find out more **please contact your financial adviser** for more information.

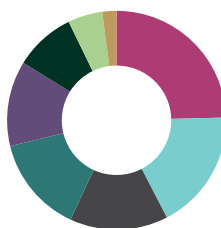
If you are a financial adviser, call **020 7189 9918** or email **info@tilneyforprofessionals.co.uk**

If you do not have a financial adviser call **020 7189 2400** or email **contact@tilney.co.uk**

www.tilney.co.uk



Asset Allocation



Absolute Return	24.6%
Investment Grade Corp. Bonds	17.8%
Equities	14.5%
Cash	14.3%
Real Assets	12.6%
International Sovereign Bonds	9.0%
Emerging Market Debt	5.1%
Gold	2.1%

Geographic Equity Allocation



UK Equity	55.8%
Global Equity	37.2%
Japan Equity	7.0%

Top Ten Holdings

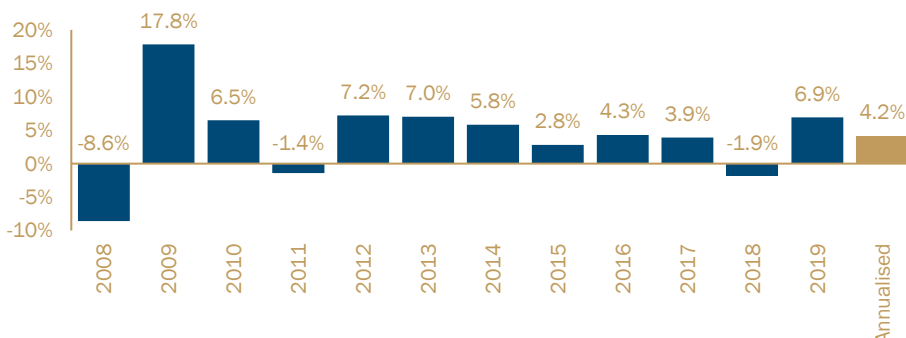
Holding
Goldman Sachs Sterling Liquid Reserves
Vontobel TwentyFour Absolute Ret Crdt Fd
US TIPS 0.625% 07/15/2021
Muzinich Enhancedyield Short-Term Fund
Ashmore EM Local Currency Bond

Holding
Insight LIBOR Plus
MW TOPS UCITS
Janus Henderson UK Property PAIF
M&G Property Portfolio
Merian UK Specialist Equity

12 Months Rolling Performance %

	Jul 18 to Jul 19	Jul 17 to Jul 18	Jul 16 to Jul 17	Jul 15 to Jul 16	Jul 14 to Jul 15
IFSL TB Defensive Port. C Acc	3.8	2.7	4.4	3.4	4.7
IFSL TB Defensive Port. I Acc	3.7	2.4	4.0	3.3	4.5
ARC Sterling Cautious PCI*	3.3	1.5	5.1	2.7	4.2

Calendar Year Returns***



Important Information

The Defensive Portfolio is a sub-fund of IFSL Tilney Bestinvest Multi-Asset Portfolio, an investment company with variable capital (ICVC) incorporated under OEIC regulations. Retail, charity, institutional and clean share classes are available for selected sub-funds as income or accumulation shares. The IFSL Tilney Bestinvest Multi-Asset Portfolio is administered by Investment Fund Services Limited (IFSL). Investment Fund Services Limited (IFSL) acts as the authorised corporate director (ACD) of the OEIC. IFSL is authorised and regulated by the Financial Conduct Authority.

Please remember the value of an investment and income derived from it can go down as well as up and you may get back less than the amount invested.

Investments denominated in a currency other than sterling may expose you to the risk of fluctuating exchange rates. Past performance or any yields quoted should never be considered reliable indicators of future returns. You are required to read the Key Investor Information Document (KIID) before making an investment. The KIID and prospectus for all funds are available free of charge at www.ifslfunds.com or by calling 0808 178 9321.

All data is as at 31 July 2019 and rounded to nearest 0.1. * This benchmark has been used for comparison purposes only. ** Source: Morningstar. Chart and table based on NAV to NAV data from launch, net of tax and charges with net dividends reinvested. *** Calendar year returns shown are for the institutional accumulation share class fund. 2008 performance is from launch on 02 October 2008 to 31 December 2008 and the performance for 2019 is to 31 July 2019. Annualised performance is from launch to 31 July 2019. †† The Ongoing Charge Figure (OCF) is the continuous charge for owning the fund, including either the AMC of 0.75% for the clean share class or 1.00% for the institutional share class, the underlying fund's OCF but excludes the portfolio transaction costs.