

This factsheet is as at 28 March 2024 unless otherwise specified.

Xtrackers MSCI Indonesia Swap UCITS ETF 1C

a sub fund of Xtrackers

At a Glance

- Exposure to Indonesian Equities
- Provides diversified exposure to large and mid-cap Indonesian equities, with 85% market representation

Reference Index key features

The MSCI Daily TR Net Emerging Markets Indonesia USD Index aims to reflect the performance of the following market:

- Large and mid-cap companies listed in Indonesia
- Covers approximately 85% of free-float market capitalisation
- Weighted by free-float adjusted market capitalisation
- Reviewed on a quarterly basis

Additional information on the index, selection and weighting methodology is available at www.msci.com

Fund information	
ISIN	LU0476289623
Share class currency	USD
Fund Currency	USD
Fund launch date	02 March 2010
Domicile	Luxembourg
Portfolio Methodology	Substitute Basket + Swap
Sub-Portfolio Manager	DWS Investments UK Ltd
Investment Manager	DWS Investments UK Ltd
Custodian	State Street Bank International GmbH, Luxembourg Branch
All-in fee ¹	0.65% p.a.
Income treatment	Capitalising
Active swap counterparties	BNP Paribas
NAV per Share	USD 16.63
Total Fund Assets	USD 53.93 Million
Total Shares Outstanding	3.24 Million

¹ Please see additional information / Glossary.

Key Risks

- **The value of your investment may go down as well as up and past performance does not predict future returns. Investor capital may be at risk up to a total loss.**
- The Fund is exposed to less economically developed economies (known as emerging markets) which involve greater risks than well developed economies. Political unrest and economic downturn may be more likely and will affect the value of your investment.
- The value of an investment in shares will depend on a number of factors including, but not limited to, market and economic conditions, sector, geographical region and political events.
- The Fund is exposed to market movements in a single country or region which may be adversely affected by political or economic developments, government action or natural events that do not affect a fund investing in broader markets.
- The Fund will enter into a derivative with a counterparty. If the counterparty fails to make payments (for example, it becomes insolvent) this may result in your investment suffering a loss.

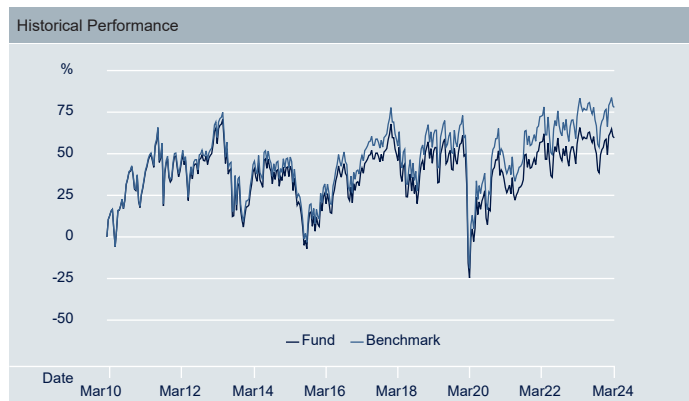
Listing and trading information			
Exchange	Bloomberg Ticker	Reuters RIC	Trading Currency
Xetra	XMIN GY	XMIN.DE	EUR
London Stock Exchange	XMID LN	XMID.L	GBP
London Stock Exchange	XIDD LN	XIDD.L	USD
Italian Stock Exchange	XMIN IM	XMIN.MI	EUR
SGX-ST	XMIN SP	DMIN.SI	USD

Cumulative performance figures						
	1 Month	3 Months	6 Months	1 Year	3 Years	Annualised Volatility
Share Class	0.60%	1.95%	3.75%	2.64%	22.76%	24.18%
Index	0.64%	2.12%	4.13%	3.42%	25.42%	23.32%
Tracking Difference	-0.04%	-0.17%	-0.38%	-0.78%	-2.67%	-
Tracking Error	0.03%	0.03%	0.03%	0.03%	0.03%	-

Calendar year performance figures						
	2019	2020	2021	2022	2023	YTD
Share Class	9.54%	-9.26%	1.13%	3.04%	6.52%	1.95%
Index	10.45%	-8.09%	2.00%	3.70%	7.33%	2.12%
Tracking Difference	-0.91%	-1.17%	-0.87%	-0.66%	-0.81%	-0.17%
Tracking Error	0.03%	0.04%	0.03%	0.03%	0.03%	0.03%

Rolling performance figures											
	3/14 - 3/15	3/15 - 3/16	3/16 - 3/17	3/17 - 3/18	3/18 - 3/19	3/19 - 3/20	3/20 - 3/21	3/21 - 3/22	3/22 - 3/23	3/23 - 3/24	Since launch
Share Class	6.25%	-13.04%	11.54%	7.17%	1.32%	-37.42%	38.92%	20.10%	-0.42%	2.64%	3.38%
Index	6.93%	-12.48%	12.47%	7.81%	1.99%	-36.80%	40.64%	21.02%	0.21%	3.42%	4.18%
Tracking Difference	-0.68%	-0.56%	-0.93%	-0.64%	-0.67%	-0.62%	-1.72%	-0.92%	-0.62%	-0.78%	-1.30%
Tracking Error	0.06%	0.06%	0.04%	0.03%	0.03%	0.03%	0.04%	0.03%	0.03%	0.03%	0.05%

Past performance does not predict future returns.



Source: DWS, Index Provider

THINK ETF. THINK X.

This factsheet is as at 28 March 2024 unless otherwise specified.

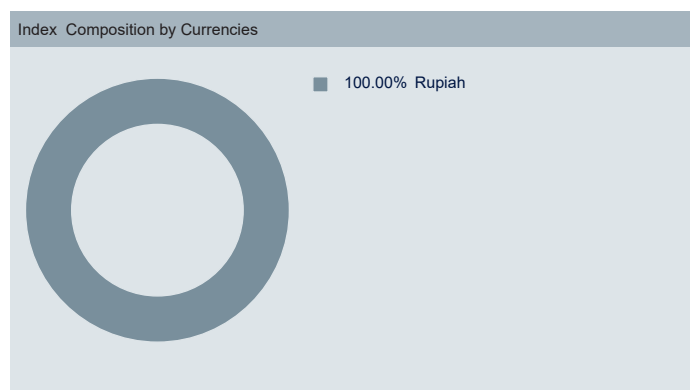
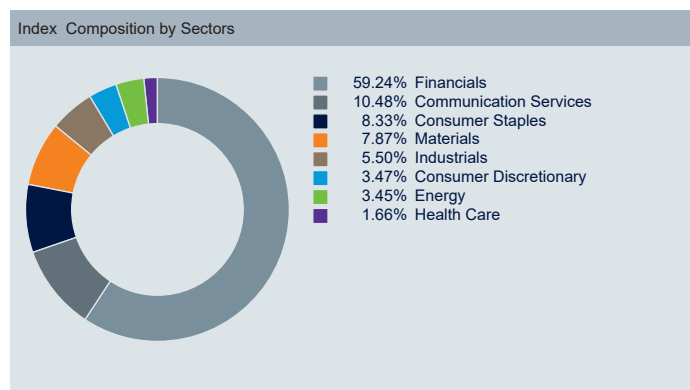
Top 10 index constituents		
Issuer	ISIN	Weight
BANK CENTRAL ASIA	ID1000109507	25.31%
BANK RAKYAT INDONESIA (PERSERO)	ID1000118201	18.95%
BANK MANDIRI (PERSERO)	ID1000095003	11.10%
TELKOM INDONESIA	ID1000129000	9.52%
ASTRA INTL ORD N	ID1000122807	5.50%
BANK NEGARA INDONESIA	ID1000096605	3.87%
GOTO GOJEK TOKOPEDIA ORD SHS	ID1000166903	3.47%
SUMBER ALFARIA T ORD N	ID1000128705	2.64%
AMMAN MINERAL INTERNASIONAL TBK PT	ID1000191109	2.01%
BARITO PACIFIC	ID1000085707	1.88%

Index information	
Index Name	MSCI Daily TR Net Emerging Markets Indonesia USD Index
Index Provider	MSCI INC.
Bloomberg Symbol	NDEUINF
Index Type	Total Return Net
Index Base Currency	USD
Number of Index constituents	22
Dividend Yield	4.88%
Index PE Ratio (Trailing)	13.86
Index PE Ratio (Forward)	12.55
Index Rebalance Frequency	Quarterly

Source: Index Provider

MSCI Daily TR Net Emerging Markets Indonesia USD Index

Source: Index provider as at 29 December 2023
Figures may not always add up to 100.00% due to rounding



Further information on Xtrackers ETFs

DWS Investment S.A. | Xtrackers ETF Hotline: +44 (0)20 7547 1747
Team Website: www.Xtrackers.com
2, Boulevard Konrad Adenauer E-Mail: Xtrackers@dws.com
L-1115 Luxembourg
Telephone: +352 42 101 8190

Additional Information

A Glossary of Terms is available at Xtrackers.com.

ETF performance is shown on NAV basis, net of fees and index replication costs. Index performance is calculated on a total return basis. Volatility is calculated since launch of the share class.

Disclaimer

This document is intended as marketing communication does not create any legally binding obligations on the part of DWS Group GmbH & Co. KGaA and/or its affiliates (DWS). This document does not constitute investment advice. Without limitation, this document does not constitute an offer, an invitation to offer or a recommendation to enter into any transaction. Before making an investment decision, investors need to consider, with or without the assistance of an investment adviser, whether the investments and strategies described or provided by DWS are appropriate in light of their particular investment needs, objectives and financial circumstances. Information in this document has been obtained or derived from sources believed to be reliable and current. However, accuracy or completeness of the sources cannot be guaranteed. According to the information in the sales prospectus distribution of the products mentioned in this document is subject to restrictions of the relevant jurisdictions. This document and the information contained herein may only be distributed and published in jurisdictions in which such distribution and publication is permissible in accordance with applicable law in those jurisdictions. Direct or indirect distribution of this document is prohibited in the USA as well as to or for the account of US persons and persons residing in the USA. Xtrackers is an undertaking for collective investment in transferable securities (UCITS) in accordance with the applicable laws and regulations and set up as open-ended investment company with variable capital and segregated liability amongst its respective compartments. Investors must buy and must usually sell shares in Xtrackers UCITS ETFs on a secondary market with the assistance of an intermediary (e.g. a stockbroker) and may incur fees for doing so. In addition, investors may pay more than the current net asset value when buying shares and may receive less than the current net asset value when selling them. Before making any investment decision, investors should refer to the Risk Factors in the Prospectus and Key Information Document. Tax treatment of the Xtrackers UCITS ETFs depends on the individual circumstances of each investor. Xtrackers is incorporated in the Grand Duchy of Luxembourg, is registered with the Luxembourg Trade and Companies' Register under number B-119.899 and has its registered office at 49, avenue J.F. Kennedy, L-1855 Luxembourg. DWS Investment S.A. acts as the management company of Xtrackers. The Investment Company may decide to terminate the arrangements made for the marketing of this fund. Complete information on the Fund, including all risks and costs, can be found in the relevant current prospectus. Together with the relevant key information document, these constitute the only binding sales documents for the Fund. Investors can obtain these documents, together with regulatory information, as well as the latest constitutional documents for the Fund in German from DWS Investment GmbH, Mainzer Landstraße 11-17, 60329 Frankfurt am Main or in English from DWS Investment S.A., 2, Boulevard Konrad Adenauer, L-1115 Luxembourg, in printed form free of charge, or available in respective languages from Germany: <https://etf.dws.com/de-de/> Austria: <https://etf.dws.com/de-at/> Belgium: <https://etf.dws.com/en-be/> France: <https://etf.dws.com/fr-fr/> Italy: <https://etf.dws.com/it-it/> Luxembourg: <https://etf.dws.com/en-lu/> Spain: <https://etf.dws.com/es-es/> Netherlands: <https://etf.dws.com/nl-nl/> Sweden: <https://etf.dws.com/sv-se/> and UK/Ireland: <https://etf.dws.com/en-gb/>. A summary of investor rights is available at www.etf.dws.com under "About Us – How to Complain?". **PAST PERFORMANCE IS NO GUARANTEE OF FUTURE RESULTS.**
© 2024 DWS International GmbH acting through its branch offices where relevant

Index Disclaimer

The funds or securities referred to herein are not sponsored, endorsed, or promoted by MSCI, and MSCI bears no liability with respect to any such funds or securities or any index on which such funds or securities are based. The Prospectus of Xtrackers MSCI Indonesia Swap UCITS ETF contains a more detailed description of the limited relationship MSCI has with Xtrackers and any related funds.

THINK ETF. THINK X.