

Aegon Jupiter Merian Asia Pacific (AOR) (Closed to new investors)

Fund information

Fund provider	Aegon/Scottish Equitable plc
Fund launch date	15 Jul 2014
Benchmark	MSCI AC Asia Pacific ex Japan
Fund charge*	1.00%
Aegon fund size	£2.35m
ABI sector	ABI Asia Pacific excluding Japan Equities
Fund type	Pension
ISIN	GB00BNB7NB28
SEDOL	BNB7NB2
Aegon mnemonic	ZOL
CitiCode	KLXM

*This is on top of any product or adviser charge you pay and includes a fixed management fee plus expenses that vary with the day to day costs of running the fund. The fund charges may differ for Retyready (RR) or Aegon One Retirement (AOR).

About fund performance

Investors should always consider performance in relation to the objective of the fund and over periods of at least five years. If a fund has risen in value, it doesn't mean it is meeting its objective – especially if the fund is aiming to outperform a particular benchmark or meet a risk target. The same applies if the fund has fallen in value.

Our risk rating



Higher risk

Higher risk funds typically invest in regions and investment types that can experience large day-to-day changes in value, both up and down. They tend to invest in a single investment type or geographical region and these investment types (for example funds investing in commodity companies) and regions (for example emerging markets equities) have historically been more volatile (risky) than those in the 'Above-average risk' category. These funds could experience lengthy periods where their value goes down depending on market conditions. However, these funds can also rise in value quite significantly and have historically provided good long-term growth. Because of their narrow investment focus, they're better suited to investors with at least five years to invest and to use in combination with other funds as part of a diversified portfolio.

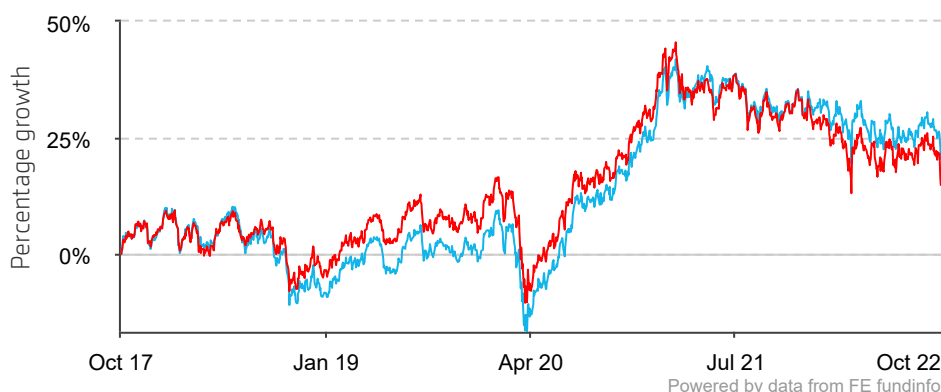
Fund objective

The fund aims to achieve capital growth by delivering a return, after charges, greater than that of the MSCI AC Asia Pacific ex-Japan Index with net dividends reinvested over rolling 3-year periods. The fund primarily invests (at least 70%) in a diversified portfolio of equities in developed and emerging markets in the Asia Pacific region, excluding Japan. The Aegon fund has higher charges than the underlying Jupiter Merian fund and will therefore be less likely to meet this target.

Fund performance

The following graph and tables show the performance of the fund over various time periods compared to the fund's benchmark (if there is one). All performance information is as at 30 Sep 2022 unless otherwise stated.

In the graph, performance is shown since launch if the fund is less than five years old.



- Aegon Jupiter Merian Asia Pacific (AOR) (Closed to new investors)
- MSCI AC Asia Pacific ex Japan


	1yr	3yrs	5yrs	10yrs
Fund	-8.6%	5.9%	4.0%	-
Benchmark	-11.8%	2.2%	3.1%	-
Sector quartile	2	1	2	-

	Sep 21 to Sep 22	Sep 20 to Sep 21	Sep 19 to Sep 20	Sep 18 to Sep 19	Sep 17 to Sep 18
Fund	-8.6%	16.9%	11.2%	0.4%	2.0%
Benchmark	-11.8%	11.8%	8.3%	4.0%	4.9%
Sector quartile	2	3	2	4	4

Source: FE fundinfo. The performance information has been calculated in pounds on a bid-to-bid basis and is net of charges with gross income reinvested. Performance for periods over a year is annualised (% per year). Past performance is not a guide to future performance. The value of an investment can fall as well as rise and is not guaranteed. Investors could get back less than they originally invested.

Aegon Jupiter Merian Asia Pacific (AOR) (Closed to new investors)

Underlying fund

Fund mgmt group	Jupiter Unit Trust Mgrs Ltd
Fund name	Merian Asia Pacific
Launch date	14 Sep 1994
Fund size	£251.09m as at 30 Sep 2022
Sedol code:	B1XG960
ISIN	GB00B1XG9607
Crown rating	

Fund manager information



Fund manager	Amadeo Alentorn
Start date	12 Dec 2011

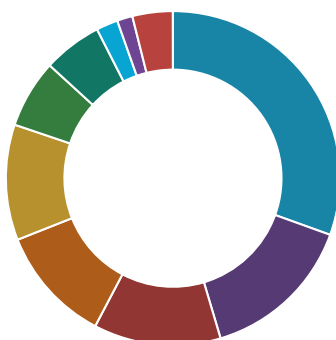
Amadeo joined Old Mutual in 2005 and is a fund manager and head of research in the global equity team. Prior to joining Old Mutual, he developed simulation models for systemic and liquidity risk for the Financial Stability Group at the Bank of England, and worked as a software developer for CAD systems and for robotic applications. He holds a BEng in robotics from the University of Plymouth, an MSc in computer science, and a PhD in computational finance from the University of Essex. He is a CFA charterholder.



Fund manager	Ian Heslop
Start date	12 Dec 2011

Ian joined Old Mutual in 2000 and is head of global equities at Old Mutual Global Investors. He manages a range of hedge and retail funds and segregated mandates, including market neutral and long only funds. Ian boasts more than 20 years of investment experience and the team has won numerous awards for its funds. Prior to joining Old Mutual, Ian was a UK quantitative fund manager at Barclays Global Investors. He holds an MA in chemistry from the University of Oxford and a PhD in medicinal chemistry, University of Edinburgh. He is an associate of the Society of Investment Professionals.

Geographic breakdown as at 30 Sep 2022



Name	Weight
China	30.5%
Australia	14.9%
Korea	12.3%
Taiwan	11.3%
India	11.2%
Hong Kong	6.6%
Singapore	5.7%
United States	2.1%
Thailand	1.5%
Other	3.9%
Total	100.0%

Top holdings as at 30 Sep 2022

Holding	%
TAIWAN SEMICONDUCTOR MFG CO. LTD.	6.4%
ALIBABA GROUP HOLDING LTD.	3.0%
TENCENT HOLDINGS LTD.	2.5%
INFOSYS LIMITED	2.2%
SAMSUNG ELECTRONICS CO., LTD.	2.0%
OVERSEA-CHINESE BANKING CORP. LTD	1.7%
JD.COM, INC. CLASS A	1.4%
MEITUAN CLASS B	1.2%
PEOPLES INSURANCE CO. (GROUP) OF CHINA LTD. CLASS H	1.1%
PING AN INS. (GROUP) CO. OF CHINA	1.1%
Total	22.6%

Total number of holdings: 259

Source of fund breakdown and holdings: Fund mgmt group

Aegon Jupiter Merian Asia Pacific (AOR) (Closed to new investors)

Risks specific to this fund

There is no guarantee the fund will meet its objective. The value of an investment can fall as well as rise and investors could get back less than they originally invested. All funds carry a level of risk and the information below outlines the key risks for this fund.

Currency risk - this fund invests overseas so its value will go up and down in line with changes in currency exchange rates. This could be good for the fund or bad, particularly if exchange rates are volatile.

Third party risk - in the event that the underlying investments which the fund invests in suspend trading, Aegon may defer trading and/or payment to investors. The value ultimately payable will depend on the amount Aegon receives or expects to receive from the underlying investments.

Investment restrictions - this fund is restricted in what it can invest in either to one country e.g. UK or to a certain type of company e.g. ethical/socially responsible, smaller or technology-based, which increases the risk to the fund if market conditions don't favour that country or type of company.

Country/region risk - this fund invests in a region that's particularly risky due to the lack of company regulation, political instability or war, for example. This means that its value will fluctuate more than funds invested in more developed countries or regions.

