

## FEATURES

IA Sector - Mixed Investments 20%-60% Shares

No Bid/Offer Spread

No Initial Fees

Settlement T+4

No Exit Fees

Minimum Investment of £1,000

No Performance Fees

Income Yield: 2.39%\*\*

## RISK AND REWARD PROFILE



Volatility range:  
8.0% to 10.0%

## DETAILS

Inception: 25th February 2016  
Class X Shares  
UCITS  
Sedol Code - GBP Acc: (BYW8MW5)  
GBP Inc: (BYW8MX6)  
USD: (BZ3T2H9)  
ISIN Code - GBP Acc:  
(GB00BYW8MW59)  
GBP Inc: (GB00BYW8MX66)  
USD: (GB00BZ3T2H98)

## CHARGES

Ongoing Charges Figure (OCF): 1.31%  
(Inclusive of 0.75% AMC)

### Top 5 Holdings

iShares EM Dividend

iShares Short Duration High Yield Corp

iShares UK Dividend

iShares USD Corp Bond

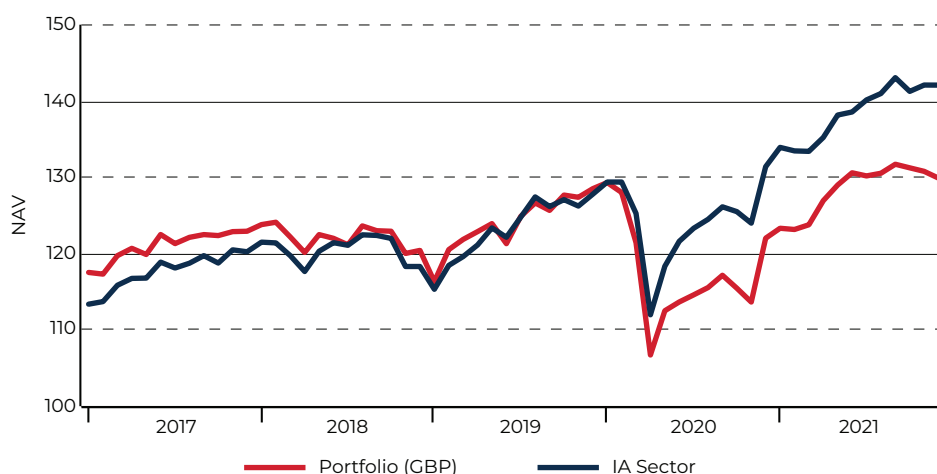
Vaneck Developed Market Leaders

The top 5 ETF holdings comprise 70.0% of the portfolio

## INVESTMENT OVERVIEW

The ACUMEN Income Portfolio will be actively managed, on a low medium risk strategy. The aim of the ACUMEN Income Portfolio is to provide income, that is money paid out from investments such as dividends from shares and interest from bonds, with the potential for some increase, over a minimum of 5 years, in the value of an investment.

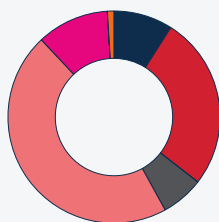
## PERFORMANCE



## CUMULATIVE PERFORMANCE (%)

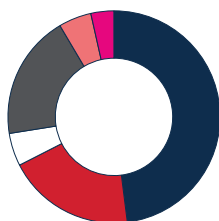
	1 Month	YTD	1 Year	3 Years	ITD
Portfolio (GBP)	-0.68	5.33	6.45	7.86	29.89
Portfolio (USD)	-0.72	5.61	6.84	11.85	-
IA Sector - Mixed Investments 20%-60% Shares	-0.01	6.08	8.15	20.11	42.08

## ASSET ALLOCATION



9.00% Government Bonds	11.00% Emerging Market Equities
26.50% Corporate Bonds	0.00% Commodities
0.00% Inflation-Linked Bonds	0.00% Property Equities
6.50% Emerging Market Bonds	1.00% Cash
46.00% Developed Market Equities	

## REGIONAL ALLOCATION




48.00% North America	19.00% Asia ex Japan
19.50% United Kingdom	5.00% Japan
5.00% Europe ex UK	3.50% Rest of World

# ACUMEN

## Income Portfolio

FACTSHEET  
November 2021



### INVESTMENT POLICY

The ACUMEN Income Portfolio will be actively managed, on a low medium risk strategy. This model has an internal risk rating classification of 5 and will aim to maintain this risk rating classification. The risk rating range is from 1 (lowest risk) to 10 (highest risk). This range is utilised across the whole of our investment proposition. The portfolio will invest in a number of different asset classes across global markets, including shares in companies, bonds, property and commodities. The asset class exposure over an investment cycle will broadly reflect the Benchmark as defined below.

### INVESTMENT OBJECTIVE

The aim of the ACUMEN Income Portfolio is to provide income, that is money paid out from investments such as dividends from shares and interest from bonds, with the potential for some increase, over a minimum of 5 years, in the value of an investment. The Fund aims to provide an average annual income in excess of inflation (as determined by the UK Consumer Price Index) by 1%, over any 5-year period on a rolling basis. However, there is no guarantee this will be achieved.

### ABOUT TITAN ASSET MANAGEMENT

Titan Asset Management manages over £1bn of assets on behalf of all clients. We aim to provide private clients with access to institutional quality portfolio management at a retail price. Titan Asset Management Limited is a wholly owned subsidiary of Titan Wealth Holdings Limited.

### ACUMEN PORTFOLIOS

The ACUMEN Portfolios are low cost sub-funds of the ACUMEN OEIC and are comprised of index tracking ETFs. The portfolios provide multi-asset, global coverage with wide diversification across equity, bond, commodity and property markets. The portfolios are regulated to the "gold" standard of European regulation - UCITS compliant.

### INVESTMENT PHILOSOPHY

The fund management industry has experienced significant change in the last quarter of a century. Product innovation has enabled investors to benefit from wider exposure to global financial markets with far greater efficiency and at a lower cost. Index-tracking investments such as Exchange Traded Funds have grown increasingly important and form the building blocks for all investments managed by Titan Asset Management. We believe an actively managed, globally allocated, multi-asset portfolio, comprised of low-cost ETFs with diversified holdings in equity, bond, commodity and property markets is statistically more likely to outperform a traditional "stock picking" manager most of the time.

### BENCHMARK

IA Sector - Mixed Investments 20%-60% Shares.

### INVESTMENT TEAM

John Leiper, CFA, CFTe, is the Chief Investment Officer of Titan Asset Management and carries direct responsibility for all discretionary investments at the firm. Together with the portfolio management team, they manage the risk progressive range of ACUMEN Portfolios.

### KEY RESPONSIBILITIES

- Competent Authority - Titan Asset Management are authorised and regulated by the Financial Conduct Authority
- Investment Manager - Titan Asset Management
- Authorised Corporate Director - Investment Fund Services Limited
- Depositary - NatWest Trustee and Depositary Services Limited
- Administrator - Investment Fund Services Limited
- Custodian - BNP Paribas Securities Services
- Registrar - Investment Fund Services Limited
- Auditor - Ernst & Young LLP

### CONTACT INFORMATION

Titan Asset Management, First Floor, 29 – 35 Heddon Street, London W1B 4BN United Kingdom

[www.titanwh.com](http://www.titanwh.com)

The Titan Asset Management investment team is based at: First Floor, 29 – 35 Heddon Street, London W1B 4BN

Investment Fund Services Limited, Marlborough House, 59 Chorley New Road, Bolton, BL1 4QP United Kingdom T: +44 (0) 808 178 9321 [www.ifslfunds.com](http://www.ifslfunds.com)


The Portfolio is available on the following platforms:

AEGON • AJ BELL • ACENTRIC • AVIVA  
AXA WEALTH • CANADA LIFE • CLEARSTREAM  
COFUNDS • EUROCLEAR  
FIDELITY FUNDSNETWORK  
HARGREAVES LANSDOWN • JAMES HAY • LV  
NOVIA • NOVIA GLOBAL • NUCLEUS  
OLD MUTUAL WEALTH • PRAEMIUM  
PRAEMIUM INTERNATIONAL • PRUDENTIAL  
SCOTTISH WIDOWS • SEI • STANDARD LIFE  
SWISSQUOTE • THE TAVISTOCK PLATFORM  
TRANSACT • ZURICH

# ACUMEN

## Income Portfolio

FACTSHEET  
November 2021



### MANAGER COMMENTARY

Despite a strong start to the month, global equity indices suffered on the back of growing inflation, a more hawkish Fed and rising uncertainty around the new "Omicron" Covid-19 variant. In Europe, several countries including Germany and Slovakia imposed fresh lockdowns on the unvaccinated after a surge in cases, with some regions in Austria extending restrictions to the vaccinated. Risk assets suffered, with the MSCI world index down -2.30% for the month while the MSCI emerging markets fell -4.14%. Turning to the economic data, the US reversed its recent negative trend with surprises to the upside in manufacturing PMIs, employment and retail sales. In a surprise change of policy, the Reserve Bank of Australia began the month by abandoning their yield curve control policy causing the 2-year sovereign bond yield to spike dramatically. Conversely, the Bank of England Monetary Policy Committee surprised markets by not hiking rates by the expected 15bps. Sterling suffered, relative to its developed market counterparts, depreciating by as much as 1.50% on the day and 2.80% over the month versus the US dollar. Nonetheless, the market is still pricing in a 100% probability of a hike at the February meeting. Bank of England governor Andrew Bailey confirmed that interest rates "need to", and "will", rise. The hawkish central bank sentiment carried over to the US where, the newly re-appointed Jerome Powell said that the \$15bn-per-month taper of the Fed's asset purchases announced earlier in the month could be accelerated. The move was supported by Mary Daly, President of the Federal Reserve Bank of San Francisco, who is widely considered one of the most dovish members of the FOMC, and came on the back of the strong headline inflation number, which surged to its highest rate in over three decades, at 6.2%. In commodities, the S&P Goldman Sachs commodity index fell -11.18%, largely driven by a -20.81% fall in the price of WTI crude.

**THIS DOCUMENT IS ISSUED BY TITAN ASSET MANAGEMENT LIMITED AND IS FOR USE BY PROFESSIONAL INTERMEDIARIES ONLY. IT SHOULD NOT BE RELIED ON BY A RETAIL CLIENT.** This document does not constitute an offer to subscribe or invest nor buy or sell shares in the ACUMEN Portfolios. The top 5 holdings are calculated based on 100% investment and a 0% cash position. These are model weights rounded to the nearest 0.50%. When invested in the fund, the fund will hold a cash amount. The ACUMEN Portfolios are sub-funds of the ACUMEN OEIC. The Prospectus is the only authorised document for offering shares in the ACUMEN Portfolios and investors are required to read the Key Investor Information Document (KIID) before investing. Documentation is available free of charge at [www.ifslfunds.com](http://www.ifslfunds.com) or by calling 0808 178 9321. Titan Asset Management Limited does not provide investment advice. This document may not be reproduced, disclosed or distributed without the prior written permission of Titan Asset Management Limited. The ACUMEN Portfolio returns are quoted net of fees. Source of data: Titan Asset Management Limited, Thomson Reuters and Lipper for Investment Management unless otherwise stated.

\*\*Rolling 1 year dividend yield as at the pay date on 30/09/21 (applicable to income share class only). The yield incorporates the NAV as of the valuation point date.

Date of data: 30th November 2021 unless otherwise stated.

**The value of an investment in the ACUMEN Portfolios may fall as well as rise. Past performance should not be seen as an indication of future performance.**