

Aggressive Growth Portfolio

Key Information

Launch Date
01 February 2016

Fund Size
£2.1M

Legal Structure
ICVC

Running Yield
2.3% (Clean Acc)

Dividend Dates
28 Feb, 31 Aug

Advanced Passive Portfolios

The Advanced Passive Portfolios (APP) are a simple way for investors to have their investments managed by our experts and are available to clients with a minimum investment of just £1,000.

There are five funds aimed at different risk tolerances, ranging from Cautious to Aggressive Growth. Each portfolio invests in six asset classes – equities, bonds, real assets including commercial property, absolute return funds, commodities and cash. The blend between them is determined by our Asset Allocation Committee, which is made up of a senior team of investment professionals and chaired by our Chief Investment Officer, Chris Godding.

The portfolios are dynamically managed to ensure they meet the ever-changing investment environment and stay in line with their objectives and risk level.

The central investment team currently manages more than £9 billion of client assets invested in a range of portfolios.

Investment Objectives of the Fund

The APP Aggressive Growth fund aims to deliver a real return, ahead of cash over the long term. The Fund is riskier than the APP Growth Fund but has the potential to give you higher returns. The Fund can invest across all asset classes and adopts a moderate to higher risk approach.

Codes and Charges

Share Class	Min. Initial Investment†	Initial Charge	Ongoing Charges Figure††	SEDOL
GBP Clean Accumulation	£1,000	0.00%	0.83%	BDFYF24

†Minimums can be waived

Investment Team

The central investment team consists of over 25 experienced professionals in asset allocation, fund selection and portfolio management.



Ben Seager-Scott
Ben is the Head of Multi-Asset Funds in the Central Investment Team. He joined the firm in 2011 as a senior fund analyst having previously worked at

Bristol based Whitechurch Securities. Ben is a CFA charter holder and has a PhD in Biochemistry.

Portfolio Management Team



Anton French
Anton joined the firm in 2003, and has 20 years' financial services experience. Before joining the firm he worked at Spear, Leeds and Kellogg working with

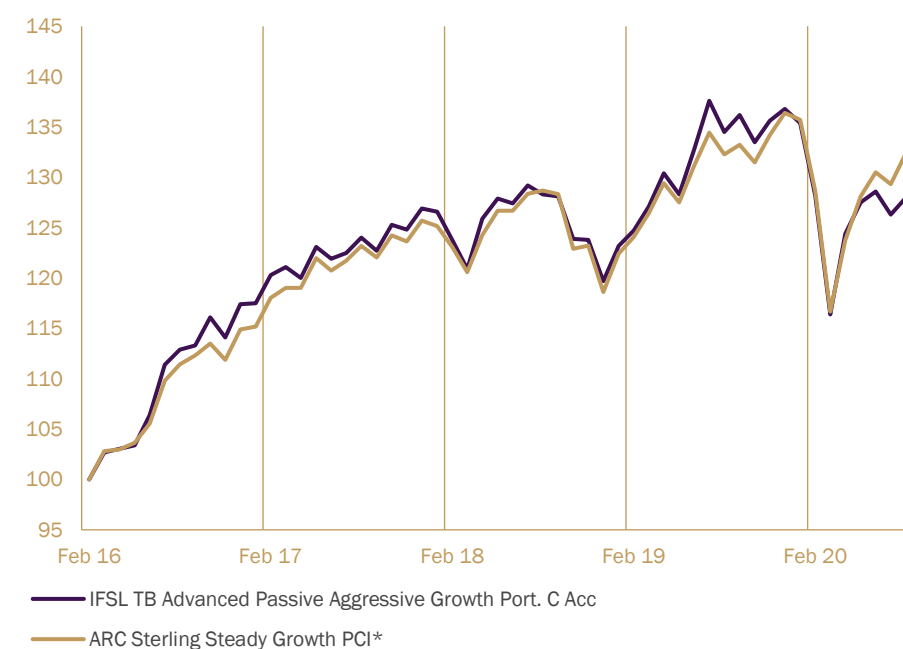
the US equity market makers and managing a UK stock lending and derivatives book.



Anton Snell
Anton joined the firm in 2008 having previously worked at AON Hewitt and Polestar Pension Trustees Ltd. He has held previous positions in the company as a

Cross Asset Analyst and in Portfolio Construction and Risk, before moving into portfolio management. He is a CFA charter holder and holds the Investment Management Certificate.

Cumulative Performance (%) **



Performance figures in this factsheet are for the C Acc unit class.

Past Performance is no guide to the future



Tilney is an award winning manager, trusted to manage over £24 billion for our global clients.

Our focus is to preserve and grow the real value of our client assets after inflation and fees.

With a heritage going back to 1836, over 30 offices and 1100 staff, we believe our investors' personal wealth is our personal responsibility.

Contact us

To find out more please contact your financial adviser for more information.

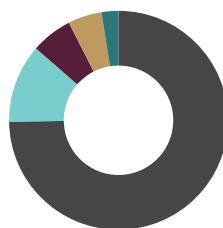
If you are a financial adviser, call 020 7189 9918 or email info@tilneyforprofessionals.co.uk

If you do not have a financial adviser call 020 7189 2400 or email contact@tilney.co.uk

www.tilney.co.uk

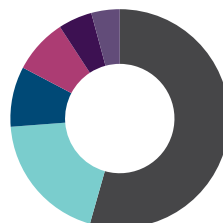


Asset Allocation



Equities	74.8%
Investment Grade Corp. Bonds	11.6%
UK Gilts	6.1%
Gold	5.0%
Cash	2.5%

Geographic Equity Allocation



UK Equity	54.4%
US Equity	19.4%
Global Emerging Equity	8.9%
Europe ex UK Equity	8.1%
Global Equity	5.0%
Japan Equity	4.2%

Top Ten Holdings

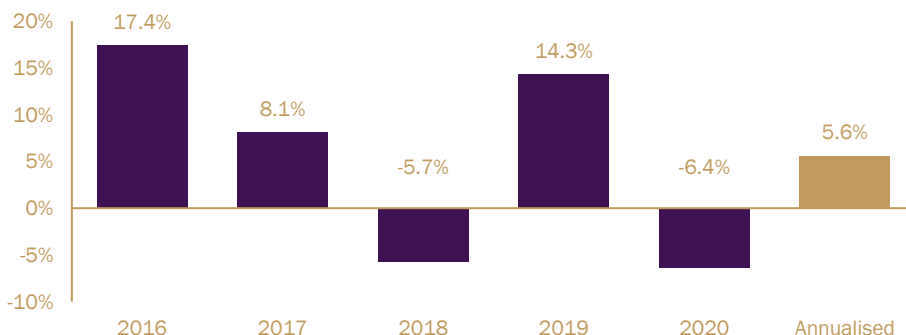
Holding
iShares Core FTSE 100 ETF
Fidelity Index UK Fund
Invesco FTSE RAFI US 1000 ETF
iShares Edge MSCI EM Mini Vol ETF
SPDR® Blmbrg Bcly 1-5 Yr Gilt ETF

Holding
Invesco Physical Gold ETC
iShares £ Corp Bond 0-5yr ETF
iShares Core £ Corp Bond ETF
iShares Edge MSCI Eurp QualFctr ETF
iShares Edge MSCI Wld Min Vol ETF

12 Months Rolling Performance (%) **

1 year to the end of:	Aug 20	Aug 19	Aug 18	Aug 17	Aug 16
IFSL TB Advanced Passive Aggressive Growth Port. C Acc	-4.8	4.8	3.5	9.8	N/A
ARC Sterling Steady Growth PCI*	0.1	2.8	4.5	10.5	10.7

Calendar Year Returns***



Important Information

Advanced Passive Portfolios may hold underlying passive investments with methodologies that can be more complex than those tracking traditional indices which are weighted by market capitalisation. Therefore you should make sure that you understand these funds and the risks involved before investing.

The Advanced Passive Aggressive Growth Portfolio is a sub-fund of IFSL Tilney Bestinvest Multi-Asset Portfolio Series II, an investment company with variable capital (ICVC) incorporated under OEIC regulations. This sub-fund issues retail and clean share classes, available as accumulation shares. The IFSL Tilney Bestinvest Multi-Asset Portfolio Series II is administered by Investment Fund Services Limited (IFSL). IFSL is also the authorised corporate director (ACD) of the OEIC. IFSL is authorised and regulated by the Financial Conduct Authority.

Please remember the value of an investment and income derived from it can go down as well as up and you may get back less than the amount invested. Past performance or any yields quoted should never be considered reliable indicators of future returns

Investments denominated in a currency other than sterling may expose you to the risk of fluctuating exchange rates. You are required to read the Key Investor Information Document (KIID) before making an investment. The KIID and prospectus for all funds are available free of charge at www.ifslfunds.com or by calling 0808 178 9321.

All data is as at 31 August 2020 and rounded to nearest 0.1. * This benchmark has been used for comparison purposes only. ** Source: Morningstar. Chart and table based on NAV to NAV data from date of first investment, net of tax and charges with net dividends reinvested. *** Calendar year returns shown are for the clean accumulation share class fund. 2016 performance is from date of first investment on 16 February 2016 to 31 December 2016 and the performance for 2020 is to 31 August 2020. Annualised performance is from date of first investment to 31 August 2020. †† The Ongoing Charge Figure (OCF) is the continuous charge for owning the fund, this includes the AMC of 0.65%, the underlying fund's OCF but excludes the portfolio transaction costs.