

HSBC ETFs PLC - HSBC MSCI Emerging Markets Latin America UCITS ETF

HMLA LN

30 Jun 2021

Fund Objective and Strategy

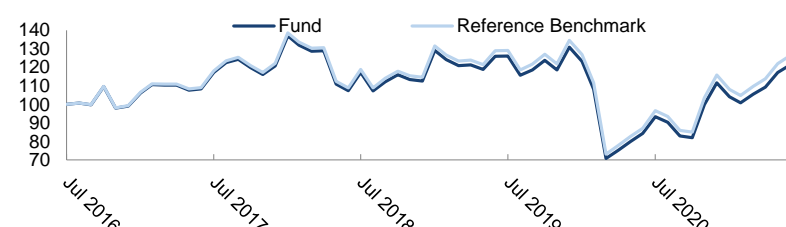
Investment Objective

The Fund aims to track as closely as possible the returns of the MSCI EM Latin America Index (the "Index"). The Fund will invest in or gain exposure to shares of companies which make up the Index.

Investment Policy

The Index is made up of large and mid-cap listed companies across emerging market countries in Latin America, as determined by the Index provider. The Fund will be passively managed and will aim to invest in the shares of the companies in generally the same proportion as in the Index. There may be circumstances when it is not possible or practical for the Fund to invest in all constituents of the Index. If the Fund cannot invest directly in the companies that constitute the Index, it may gain exposure by using other investments such as depositary receipts, derivatives or funds. The Fund may invest up to 10% of its assets in total return swaps and contracts for difference. The Fund may invest up to 10% of its assets in other funds, including HSBC funds. See the Prospectus for a full description of the investment objectives and derivative usage.

Performance (%)



Performance (%)	YTD	1M	3M	1Y	3Y ¹	5Y ¹
Fund	8.62	3.44	14.93	43.91	4.14	5.04
Reference Benchmark	8.89	3.46	15.01	44.92	5.05	5.89
Tracking Difference	-0.27	-0.03	-0.08	-1.01	-0.91	-0.85
Tracking Error	-	-	-	1.14	1.34	1.05

Calendar Year Performance (%)	2016	2017	2018	2019	2020
Fund	31.57	21.98	-6.85	16.31	-14.70
Reference Benchmark	32.28	22.97	-6.14	17.45	-13.90

Past performance is not an indicator of future returns. The figures are calculated in the share class base currency, dividend reinvested, net of fees.

Source: HSBC Global Asset Management, data as at 30 June 2021

Risk Disclosure

- The Fund's unit value can go up as well as down, and any capital invested in the Fund may be at risk.
- The value of investible securities can change over time due to a wide variety of factors, including but not limited to: political and economic news, government policy, changes in demographics, cultures and populations, natural or human-caused disasters etc.
- The Fund may invest in Emerging Markets, these markets are less established, and often more volatile, than developed markets and involve higher risks, particularly market, liquidity and currency risks.
- The Fund may be concentrated in a limited number of securities, economic sectors and/or countries and as a result, may be more volatile and have a greater risk of loss than more broadly diversified funds.
- To the extent that the Fund seeks to replicate index performance by holding individual securities, there is no guarantee that its composition or performance will exactly match that of the target index at any given time ("tracking error").
- Derivatives may be used by the Fund, and these can behave unexpectedly. The pricing and volatility of many derivatives may diverge from strictly reflecting the pricing or volatility of their underlying reference(s), instrument or asset.
- Investment Leverage occurs when the economic exposure is greater than the amount invested, such as when derivatives are used. A Fund that employs leverage may experience greater gains and/or losses due to the amplification effect from a movement in the price of the reference source.
- Further information on the Fund's potential risks can be found in the Key Investor Information Document and Prospectus.

Fund Details

UCITS V Compliant	Yes
Distribution Type	Distributing
Distribution Frequency	Quarterly
Dividend ex-date	29 Apr 2021
Dividend Yield ²	1.60%
Last Paid Dividend	0.1485
Dividend Currency	USD
Ongoing Charge Figure ³	0.600%
Share Class Base Currency	USD
Domicile	Ireland
ISIN	IE00B4TS3815
Share Class Inception Date	10 Mar 2011
NAV per Share	USD 26.24
Shares Outstanding	1,050,000
Fund Size	USD 27,548,677
Manager	HSBC Index and Systematic Equity Portfolio Management Team
Replication Method	Physical- Full
SIPP Eligible	Yes
Issuer	HSBC ETFs PLC
Custodian	HSBC Continental Europe
Fund Administrator	HSBC Securities Services (Ireland) DAC
Listing Date	11 Mar 2011
Fiscal Year End	31-Dec

Reference Benchmark Information

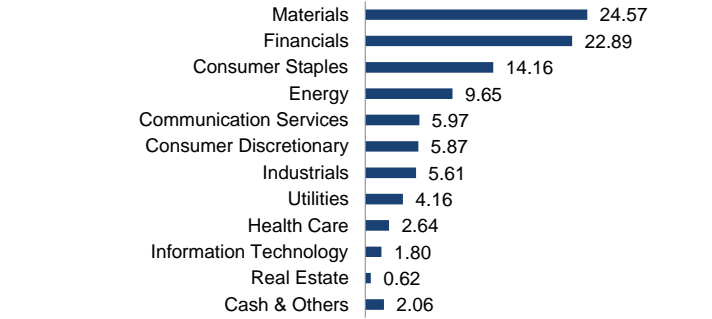
Index Name	MSCI Emerging Markets Latin America Net
Index Currency	USD
Benchmark Type	Total Return Net
Index Rebalancing Frequency	Quarterly
TR Index Bloomberg ticker	NDUEEGFL
TR Index Reuters RIC	.dMILA00000NUS

¹Result is annualised when calculation period is over one year.

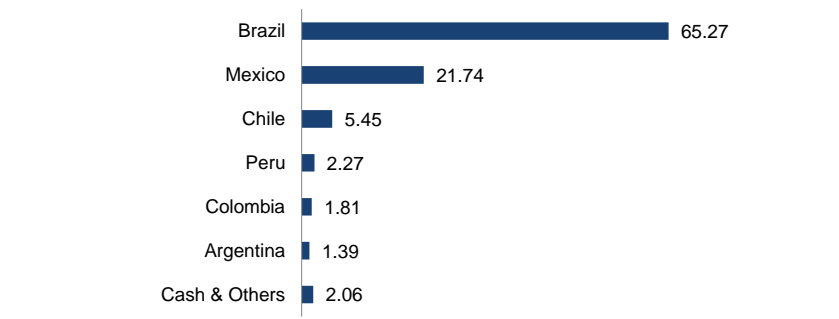
²Dividend Yield: represents the ratio of distributed income over the last 12 months to the fund's current Net Asset Value.

³Ongoing Charges Figure, is based on expenses over a year. The figure includes annual management charge but not the transaction costs. Such figures may vary from time to time.

Sector Allocation (%)



Geographical Allocation (%)



Top 10 Holdings (%)

Vale SA	13.47
Petroleo Brasileiro SA	7.32
Banco Bradesco SA	4.55
Itau Unibanco Holding SA	4.17
America Movil SAB de CV	3.73
B3 SA - Brasil Bolsa Balcao	3.00
Wal-Mart de Mexico SAB de CV	2.47
Grupo Financiero Banorte SAB d	2.43
Fomento Economico Mexicano SAB	2.37
Ambev SA	2.35

Characteristics

Characteristics	Fund	Reference Benchmark
Number of Holdings ex Cash	98	101
Avg Market Cap (USD mil)	32,749	32,794
P/E Ratio ⁴	14.81	14.78

⁴Price Earnings (P/E) Ratio: the price paid for a share divided by the annual profit earned by the firm per share.
Source: HSBC Global Asset Management, data as at 30 June 2021

Exchange Name	Listing Date	Trading Currency	Trading Hours(Local Time)	Bloomberg Ticker	Reuters RIC	iNAV Bloomberg	iNAV Reuters
NYSE EURONEXT - EURONEXT PARIS	6 June 2011	EUR	09:00 - 17:30	HMLA FP	HMLA.PA	HMLDEUIV	HMLDEUIv.P
LONDON STOCK EXCHANGE	11 March 2011	USD	08:00 - 16:30	HMLD LN	HMLD.L	HMLDUSIV	HMLDUSiv.P
LONDON STOCK EXCHANGE	11 March 2011	GBP	08:00 - 16:30	HMLA LN	HMLA.L	HMLDGBIV	HMLDGBiv.P
SIX SWISS EXCHANGE	7 June 2011	USD	09:00 - 17:30	HMLA SW	HMLA.S	HMLDUSIV	HMLDUSiv.P
BORSA ITALIANA SPA	16 January 2019	EUR	09:00 - 17:35	HMLA IM	HMLA.MI	HMLDEUIV	HMLDEUIv.P
DEUTSCHE BOERSE AG- XFRA	27 September 2013	EUR	08:00 - 20:00	H4ZW GR	H4ZW.DE	HMLDEUIV	HMLDEUIv.P
DEUTSCHE BOERSE AG-XETRA	27 September 2013	EUR	09:00 - 17:30	H4ZW GY	H4ZW.DE	HMLDEUIV	HMLDEUIv.P

Index Disclaimer

Source: MSCI. The MSCI information may only be used for your internal use, may not be reproduced or disseminated in any form and may not be used as a basis for or a component of any financial instruments or products or indices. None of the MSCI information is intended to constitute investment advice or a recommendation to make (or refrain from making) any kind of investment decision and may not be relied on as such. Historical data and analysis should not be taken as an indication or guarantee of any future performance analysis, forecast or prediction. The MSCI information is provided on an “as is” basis and the user of this information assumes the entire risk of any use made of this information. MSCI, each of its affiliates and each other person involved in or related to compiling, computing or creating any MSCI information (collectively, the “MSCI Parties”) expressly disclaims all warranties (including, without limitation, any warranties of originality, accuracy, completeness, timeliness, non-infringement, merchantability and fitness for a particular purpose) with respect to this information. Without limiting any of the foregoing, in no event shall any MSCI Party have any liability for any direct, indirect, special, incidental, punitive, consequential (including, without limitation, lost profits) or any other damages. (www.msci.com)

Important Information

This document is distributed in France, Italy, Spain and Sweden by HSBC Global Asset Management (France) and is only intended for professional investors as defined by MIFID, in Switzerland by HSBC Global Asset Management (Switzerland) AG and is only intended for qualified investors in the meaning of Art. 10 para 3 (CISA).

The information contained herein is subject to change without notice.

The material contained herein is for information purposes only and does not constitute investment advice or a recommendation to any reader of this material to buy or sell investments. Care has been taken to ensure the accuracy of this document, but HSBC Global Asset Management accepts no responsibility for any errors or omissions contained herein. The information contained herein is subject to change without notice. All non-authorised reproduction or use of this commentary and analysis will be the responsibility of the user and will be likely to lead to legal proceedings. This document has no contractual value and is not by any means intended as a solicitation, nor a recommendation for the purchase or sale of any financial instrument in any jurisdiction in which such an offer is not lawful. The commentary and analysis presented in this document reflect the opinion of HSBC Global Asset Management on the markets, according to the information available to date. They do not constitute any kind of commitment from HSBC Global Asset Management. Consequently, HSBC Global Asset Management will not be held responsible for any investment or disinvestment decision taken on the basis of the commentary and/or analysis in this document. All data from HSBC Global Asset Management unless otherwise specified. Any third party information has been obtained from sources we believe to be reliable, but which we have not independently verified.

The HSBC ETFs are sub-funds of HSBC ETFs plc, an investment company with variable capital and segregated liability between sub-funds, incorporated in Ireland as a public limited company, and is authorised by the Central Bank of Ireland. The company is constituted as an umbrella fund, with segregated liability between sub-funds. Shares purchased on the secondary market cannot usually be sold directly back to the Company. Investors must buy and sell shares on the secondary market with the assistance of an intermediary (e.g. a stockbroker) and may incur fees for doing so. In addition, investors may pay more than the current Net Asset Value per share when buying shares and may receive less than the current Net Asset Value per Share when selling them. All applications are made on the basis of the current HSBC ETFs plc Prospectus, relevant Key Investor Information Document ("KIID") and fund supplement, and most recent annual and semi-annual reports, which can be obtained on our Internet Website : www.etf.hsbc.com or upon request free of charge from HSBC Global Asset Management (France). The HSBC ETFs are managed by HSBC Global Asset Management (UK) Limited, 8 Canada Square, Canary Wharf, London, E14 5HQ, UK, a management company authorised and regulated by the Financial Conduct Authority. Restrictions: The shares in HSBC ETFs plc have not been and will not be offered for sale or sold in the United States of America, its territories or possessions and all areas subject to its jurisdiction, or to United States Persons.

Please note that funds included in this material may be covered by regulations outside of the European Economic Area (The EEA). Local regulations may vary, and can potentially impact your right to funds.

HSBC Global Asset Management is the brand name for the asset management business of HSBC Group. The above document has been produced by HSBC Global Asset Management (France) and has been approved for distribution/issue by the following entities :

In France by HSBC Global Asset Management (France), a Portfolio Management Company authorised by the French regulatory authority AMF (no. GP99026); in Italy and Spain through the Milan and Madrid branches of HSBC Global Asset Management (France), regulated by Banca d'Italia and Commissione Nazionale per le Società e la Borsa (Consob) in Italy, and the Comisión Nacional del Mercado de Valores (CNMV) in Spain. In Sweden, through the Stockholm branch of HSBC Global Asset Management (France), regulated by the Swedish Financial Supervisory Authority Finansinspektionen).

HSBC Global Asset Management (France) - 421 345 489 RCS Nanterre. Portfolio management company authorised by the French regulatory authority AMF (no. GP99026) with capital of 8.050.320 euros. Postal address: 75419 Paris cedex 08, France. Offices: Immeuble Coeur Défense, 110, esplanade du Général Charles de Gaulle, 92400 Courbevoie - La Défense 4 . (Website: www.assetmanagement.hsbc.com/fr).

HSBC Global Asset Management (Switzerland) AG, Gartenstrasse 26, P.O. Box, CH-8027 Zurich, Switzerland. (Website: www.assetmanagement.hsbc.com/ch)

Copyright © 2021. HSBC Global Asset Management (France). All rights reserved

Further Information can be found in the prospectus.

Terms of Glossary

Accumulation Share: a type of share where the income earned by the Fund is retained in the Fund

ACD: HSBC Global Asset Management (UK) Limited, the Authorised Corporate Director of the Company

Developed Markets: countries with relatively high levels of personal income and established economies

Emerging Markets (EM): countries that are progressing toward becoming advanced, usually shown by some development in financial markets, the existence of some form of stock exchange and a regulatory body

Equities: shares issued by a company

Growth: the increase in the value of investments

Income: money generated by a fund, such as interest from a bond or a dividend from a share, which can be paid out to its investors or paid back into the fund and reinvested

Income Share: the type of Share where the income earned by the Fund is paid out to you

Net Asset Value (NAV): the value of the scheme property of a fund less the liabilities of the fund

Ongoing Charges Figure: a measure of what it costs to invest in a fund. It includes the fee paid to the ACD and other operating costs

Return(s): the money made or lost on an investment

Share(s): an equally valued holding in a fund of a company, representing part ownership of that fund, (including larger denomination shares and smaller denomination shares)

Tracking Difference: the difference between the return of the fund and that of the tracking index

Tracking Error: the volatility of the difference between the return of a fund and the return of the index or indices it tracks. In general, the lower the tracking error, the more consistent a fund's performance is relative to the index, and vice-versa