

Portfolio objective

The investment objective is to provide a combination of income and capital growth over any seven-year period.

Performance

Investors are invited to compare the fund's performance against the performance of other funds within the Investment Association Sterling Corporate Bond Sector. Comparison of the fund against this sector will give investors an indication of how the fund is performing compared with funds investing in a similar but not identical investment universe.

The comparison should be performed over at least a seven-year period to provide the most useful long-term comparison.

Past performance does not predict future returns.

Cumulative performance (%)

	1MO	3MO	YTD	1YR	3YR	5YR	7YR	10YR	SI
Return (Net)	-0.70	2.79	-1.75	6.71	-8.93	3.08	6.60	24.77	260.65
Median	-0.70	2.40	-1.68	5.76	-9.25	1.69	4.61	23.28	244.00
Quartile	3	2	3	1	2	2	2	2	2

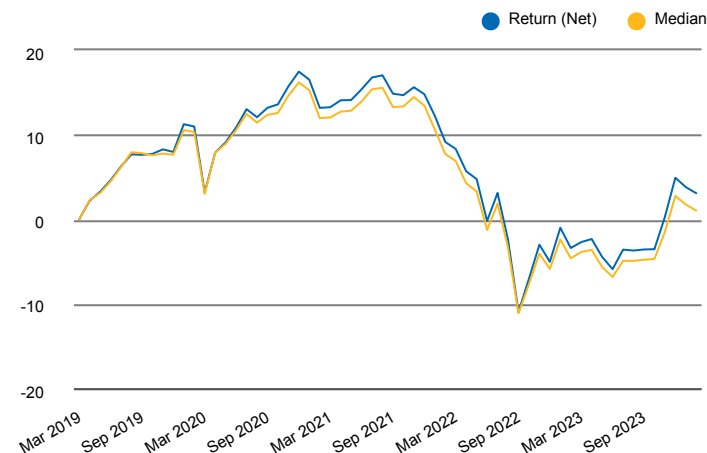
Discrete annual performance (%)

The table below shows performance over rolling discrete 12-month periods.

	2024	2023	2022	2021	2020
Return (Net)	6.71	-11.50	-3.56	1.99	10.98
Median	5.76	-11.56	-3.66	1.80	10.24
Quartile	1	2	2	2	2

	2019	2018	2017	2016	2015
Return (Net)	1.04	2.34	9.98	-2.12	8.74
Median	1.51	1.40	10.72	-2.11	10.01
Quartile	3	1	3	3	3

Cumulative five-year performance



Source: Aegon Asset Management UK. NAV to NAV, noon prices, income reinvested, net of ongoing charges, excluding entry or exit charges.

Sector median source: Lipper, compiled using Lipper primary share classes. Lipper primary share classes are generally the highest charging share classes available, and are usually the 'A' retail share classes for Aegon Asset Management UK Portfolios.

Key facts

Investment Vehicle	Aegon Asset Management UK ICVC
Fund Managers	Iain Buckle, Kenneth Ward
Fund Launch	02 October 1995
Share Class Launch	02 October 1995
Comparator Benchmark	Sector
Sector	Investment Association £ Corporate Bond
Benchmark	iBoxx GBP Corporates & Collateralised Index
SFDR Classification	N/A
Fund Base Currency	GBP
Fund Size	122,034,435
NAV	85.46
Fund Structure	OEIC
Investment Manager	Aegon Asset Management UK
SEDOL	0745163
ISIN	GB0007451635
Dividend Strategy	No dividend distribution
Valuation Point	12:00 GMT

Costs

Initial Charge	0.00%
Management Fee	0.35%
Ongoing Charges Fee	0.41%

The ongoing charge figure is based on the actual expenses incurred in the 12-month period concluding at the end of last month. The cost of investing will impact your investment. The return will be reduced by the fees and expenses that may be incurred in managing the investment. Fees may have a compounding effect.

Rating and awards



Note: Awards and ratings are highlighted to demonstrate our investment capabilities. Past performance is not a guide to future returns.

Risk and reward profile

1	2	3	4	5	6	7
Lower risk / potentially lower rewards				Higher risk / potentially higher rewards		

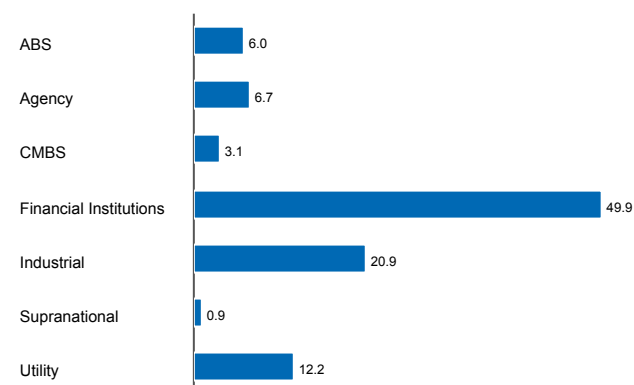
Portfolio data

	Portfolio
Number of Issuers	90
Number of Issues	110
Average Credit Quality	BBB+
Yield to Maturity (%)	5.90
Yield to Worst (%)	5.74
Effective Duration (Yrs)	6.26
Modified Duration (Yrs)	6.26
Spread Duration (Yrs)	6.09
Option Adjusted Spread (bps)	154
Sharpe Ratio (%)	0.79
Standard Deviation (Ann.)	7.28

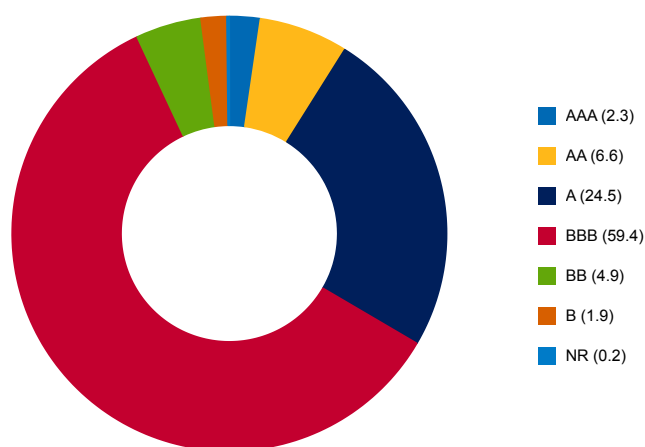
Top 10 holdings

	Portfolio (%)
BANK OF AMERICA CORP	2.9
DEUTSCHE BANK AG	2.6
ELECTRICITE DE FRANCE SA	2.4
CITIGROUP INC	2.2
EON INTERNATIONAL FINANCE BV	2.1
INTESA SANPAOLO SPA	2.0
DWR CYMRU FINANCING UK PLC	1.9
MCDONALDS CORPORATION	1.9
AVIVA PLC	1.8
CHANNEL LINK ENTERPRISES FINANCE PLC	1.8

Sector allocation (%)



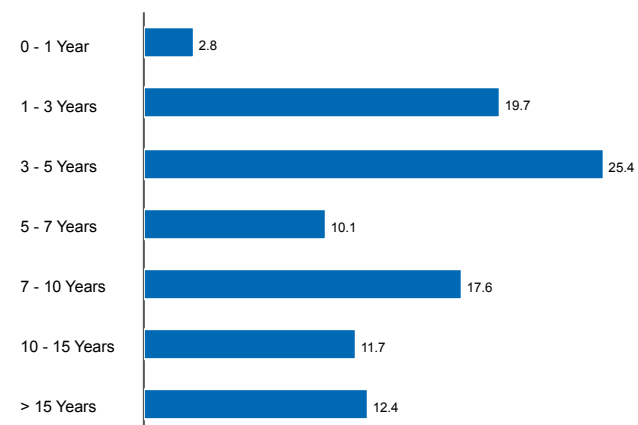
Ratings allocation (%)



Currency exposure

	Portfolio Pre-hedge (%)	Portfolio Post-hedge (%)
GBP	100.0	100.0
USD	0.0	0.0
EUR	0.0	0.0

Maturity allocation (%)



Country allocation (%)

