

Company Investment Objectives and Policy

The principal investment objective of the Company is to achieve capital growth from an actively managed portfolio principally comprising securities listed on the Japanese stock markets, with the aim of achieving growth in excess of the TSE First Section Total Return Index in sterling over the longer term.

Above is the Investment Objective of the fund. For details on the fund's Investment Policy please see the KID.

The latest Annual Report includes the investment policy which you should read in conjunction with the KID before investing, these are available on our Schroders website. Relevant risk as associated with this Company are shown overleaf and should be carefully considered before making any investment. Past Performance is not a guide to future performance and may not be repeated. The value of investments and the income from them may go down as well as up and investors may not get back the amounts originally invested. Exchange rate changes may cause the value of investments to fall as well as rise. Performance data does not take into account any commissions and costs, if any, charged when units or shares of any fund, as applicable, are issued and redeemed.

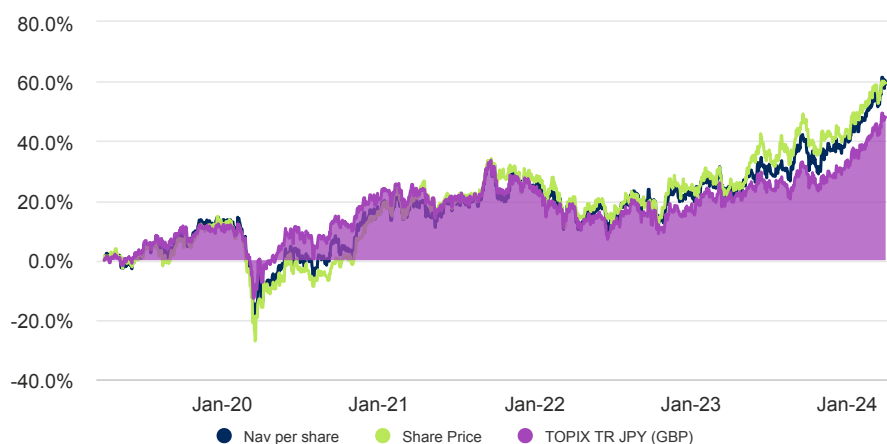
Performance

Performance (%)	YTD	1 month	3 months	6 months
Share Price	10.8	3.2	10.8	10.8
Net Asset Value	13.4	4.7	13.4	15.5
Reference Index	11.1	3.4	11.1	14.8

Performance (%)	1 year	3 years p.a.	5 years p.a.	10 years p.a.
Share Price	28.3	9.7	9.8	10.8
Net Asset Value	27.6	10.5	9.6	10.7
Reference Index	21.7	6.7	8.2	10.0

Discrete yearly performance (%)	Mar 14 - Mar 15	Mar 15 - Mar 16	Mar 16 - Mar 17	Mar 17 - Mar 18	Mar 18 - Mar 19	Mar 19 - Mar 20	Mar 20 - Mar 21	Mar 21 - Mar 22	Mar 22 - Mar 23	Mar 23 - Mar 24
Share Price	42.2	-10.6	46.1	6.8	-11.5	-14.1	40.7	0.5	2.4	28.3
Net Asset Value	33.0	-6.3	37.8	8.3	-6.5	-8.4	28.3	0.9	4.7	27.6
Reference Index	26.0	-1.7	33.0	8.2	-1.8	-2.5	24.8	-2.7	2.8	21.7

Performance over 5 years



Source: Morningstar, net income reinvested, net of ongoing charges and portfolio costs and where applicable, performance fees, in GBP.

Ratings and accreditation



Please refer to the Source and ratings information section for details on the icons shown above.

Company facts

Fund manager	Masaki Taketsume
Managed company since	01.07.2019
Alternative Investment Fund Manager	Schroder Unit Trusts Limited
Domicile	United Kingdom
Company launch date	11.07.1994
Company base currency	GBP
NAV (Million)	GBP 349.82
Number of holdings	66
Reference Index	TOPIX TR JPY (GBP)
Share Price	GBX 257.00
NAV per Share	GBX 295.32
Premium/Discount to NAV	-12.98%
Distribution frequency	Annually
Gearing (%)	11.74
Pay Dates	08.12.2023 - GBX 5.40 09.12.2022 - GBX 4.90 10.12.2021 - GBX 4.30 26.11.2020 - GBX 4.90
Ex-Dates	02.11.2023 ; 03.11.2022 ; 04.11.2021 ; 05.11.2020
Dividend Yield (%)	2.1

Fees & expenses

Ongoing charge	1.14%
----------------	-------

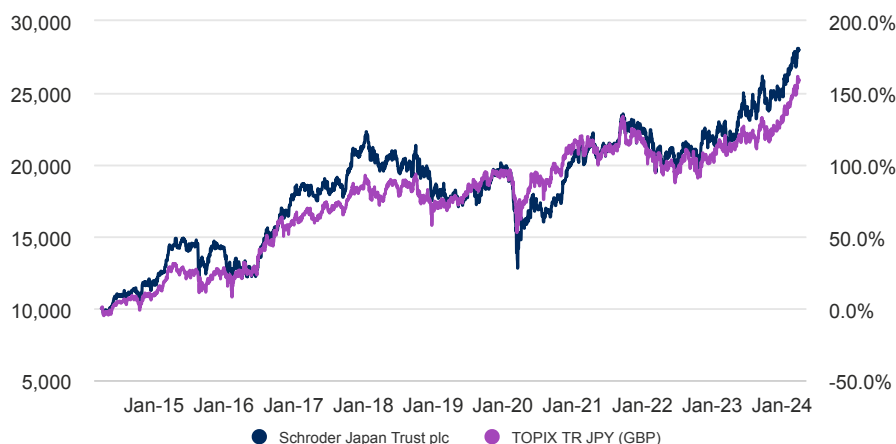
Codes

ISIN	GB0008022849
Bloomberg	SJGFF US
SEDOL	0802284
LSE ticker	SJGI

Where gearing is shown as negative, this reflects net cash.

Income GBP | Data as at 31.03.2024

10 year return of GBP 10,000



The chart is for illustrative purposes only and does not reflect an actual return on any investment.

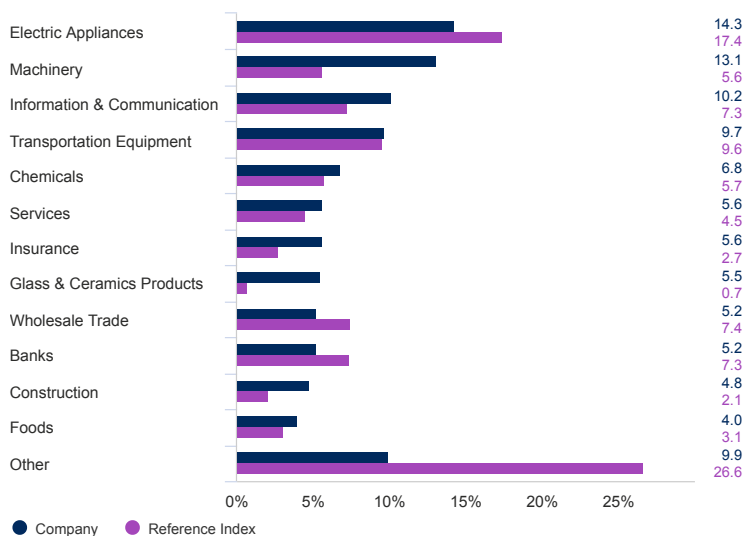
Returns are based on the share price. Share price performance figures are calculated on a mid-market basis in GBP with income reinvested on the ex-dividend date.

Risk considerations

The Company can be exposed to different currencies. Changes in foreign exchange rates could create losses. The Company may be concentrated in a limited number of geographical regions, industry sectors, markets and/or individual positions. This may result in large changes in the value of the company, both up or down, which may adversely impact the performance of the company. The Company may borrow money to invest in further investments, this is known as gearing. Gearing will increase returns if the value of the investments purchased increase in value by more than the cost of borrowing, or reduce returns if they fail to do so. **Gearing risk:** - The company may borrow money to make further investments, this is known as gearing. Gearing will increase returns if the value of the investments purchased increase by more than the cost of borrowing, or reduce returns if they fail to do so. In falling markets, the whole of the value in that investment could be lost, which would result in losses to the fund.

Asset allocation

Sector (%)



Top 10 holdings (%)

Holding name	%
Toyota Motor Corp	6.4
Sumitomo Mitsui Financial Group Inc	5.2
Hitachi Ltd	5.1
Nippon Telegraph & Telephone Corp	3.5
ORIX Corp	3.4
Tokio Marine Holdings Inc	3.1
Mitsui & Co Ltd	2.7
Asahi Group Holdings Ltd	2.7
NGK Spark Plug Co Ltd	2.6
Mitsui Fudosan Co Ltd	2.5

Source: Schroders. Top holdings and asset allocation are at company level. Liquid Assets contain cash, deposits and money market instruments, which are respectively not part of the core investment objective and policy. The commitment linked to the equity index futures contracts, if present, is deducted from cash.

Contact information

Schroder Unit Trusts Limited
1 London Wall Place
London
United Kingdom
EC2Y 5AU
Tel: 0800 182 2399
Fax:

For your security, communications may be taped or monitored.

Important information

Costs:

Certain costs associated with your investment in the fund may be incurred in a different currency to that of your investment. These costs may increase or decrease as a result of currency and exchange rate fluctuations.

If a performance fee is applicable to this fund, details of the performance fee model and its computation methodology can be found in the fund's prospectus. This includes a description of the performance fee calculation methodology, the dates on which the performance fee is paid and details of how the performance fee is calculated in relation to the fund's performance fee benchmark, which may differ from the benchmark in the fund's investment objective or investment policy.

For further information regarding the costs and charges associated with your investment, please consult the funds' offering documents and annual report.

General:

The Board has appointed Schroder Unit Trusts Limited as Alternative Investment Fund Manager, and to prepare this Factsheet. This factsheet should not be taken as any indication the Company held any particular investments at any particular date other than the stated date. Nothing in this factsheet should be construed as advice and is therefore not a recommendation to buy or sell shares. If you are interested in this Company you should contact your usual financial adviser before making any investment decision. In addition you can contact one of our Investor Services team on 0800 182 2399 for further information. Please note that Schroders is unable to give you specific investment advice. For investors' security calls to this number may be recorded. The data contained in this document has been sourced by Schroders and should be independently verified before further publication or use. Issued by Schroder Unit Trusts Limited, 1 London Wall Place, London EC2Y 5AU. Registered No: 4191730 England. Authorised and regulated by the Financial Conduct Authority. Nothing in this factsheet should be construed as advice and is therefore not a recommendation to buy or sell shares. If you are interested in this fund you should contact your usual financial adviser before making any investment decision. Please note that Schroders is unable to give you specific investment advice. For investors' security calls to this number may be recorded. Subscriptions for company shares can only be made on the basis of its latest Key Investor Document and Accounts, together with the latest audited annual report (and subsequent unaudited semi-annual report), copies are available in English and can be obtained, free of charge, from Schroder Investment Management Limited.

Morningstar Rating: © Morningstar 2024. All Rights Reserved. The information contained herein: (1) is proprietary to Morningstar and/or its content providers; (2) may not be copied or distributed; and (3) is not warranted to be accurate, complete or timely. Neither Morningstar nor its content providers are responsible for any damages or losses arising from any use of this information. Past performance is no guarantee of future results.