

Z Accumulation GBP | Data as at 31.03.2024

Fund objectives and investment policy

The Fund aims to provide capital growth and income by investing in a diversified range of assets and markets worldwide with a target average annual volatility (a measure of how much the Fund's returns may vary over a year) over a rolling five year period of between 40% to 55% of that of global stock markets (represented by the MSCI All Country World index). The Fund is part of the SISCO Schroder Blended Portfolio range, which offers six funds with different expected combinations of investment risk and return. This Fund is risk level 4, which aims to be the second lowest risk fund in this range with the second lowest equity weighting.

Above is the Investment Objective of the fund. For details on the full fund's Investment Policy please see the KIID.

Relevant risks associated with an investment in this fund are shown below and should be carefully considered before making any investment. Past Performance is not a guide to future performance and may not be repeated. The value of investments and the income from them may go down as well as up and investors may not get back the amounts originally invested. Exchange rate changes may cause the value of investments to fall as well as rise. Performance data does not take into account any commissions and costs, if any, charged when units or shares of any fund, as applicable, are issued and redeemed.

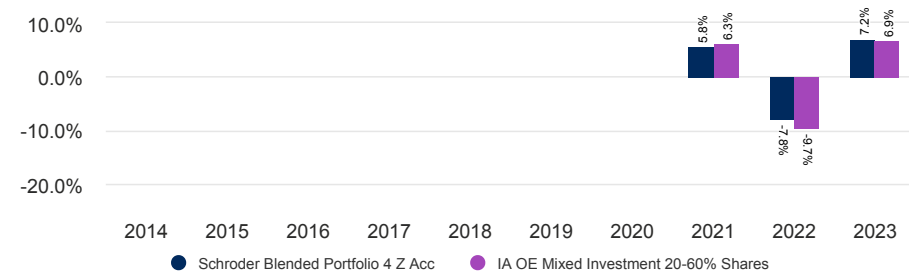
Share class performance (%)

| Cumulative performance | 1 month | 3 months | YTD | 1 year | 3 years | 5 years | Since inception |
|------------------------|---------|----------|-----|--------|---------|---------|-----------------|
| Share class (Net) | 2.0 | 2.8 | 2.8 | 8.4 | 7.3 | - | 31.7 |
| Comparator | 2.4 | 2.5 | 2.5 | 7.8 | 4.2 | - | 31.0 |

| Discrete yearly performance (%) | Mar 14 - Mar 15 | Mar 15 - Mar 16 | Mar 16 - Mar 17 | Mar 17 - Mar 18 | Mar 18 - Mar 19 | Mar 19 - Mar 20 | Mar 20 - Mar 21 | Mar 21 - Mar 22 | Mar 22 - Mar 23 | Mar 23 - Mar 24 |
|---------------------------------|-----------------|-----------------|-----------------|-----------------|-----------------|-----------------|-----------------|-----------------|-----------------|-----------------|
| Share class (Net) | - | - | - | - | - | - | 19.8 | 3.1 | -4.0 | 8.4 |
| Comparator | - | - | - | - | - | - | 20.1 | 1.8 | -5.0 | 7.8 |

| Calendar year performance | 2014 | 2015 | 2016 | 2017 | 2018 | 2019 | 2020 | 2021 | 2022 | 2023 |
|---------------------------|------|------|------|------|------|------|------|------|------|------|
| Share class (Net) | - | - | - | - | - | - | - | 5.8 | -7.8 | 7.2 |
| Comparator | - | - | - | - | - | - | - | 6.3 | -9.7 | 6.9 |

Performance over 10 years (%)



Ratings and accreditation



Please refer to the Source and ratings information section for details on the icons shown above.

Fund facts

| | |
|-------------------------|---|
| Fund manager | Alex Funk Ryan Paterson Rob Starkey |
| Managed fund since | 19.03.2020 ; 01.03.2024 ; 01.03.2024 |
| Fund management company | Schroder Unit Trusts Limited |
| Domicile | United Kingdom |
| Fund launch date | 19.03.2020 |
| Share class launch date | 19.03.2020 |
| Fund base currency | GBP |
| Share class currency | GBP |
| Fund size (Million) | GBP 97.95 |
| Comparator | IA OE Mixed Investment 20-60% Shares |
| Unit NAV | GBP 0.6585 |
| Dealing frequency | Daily |
| Distribution frequency | Annually |

Fees & expenses

| | |
|----------------|-------|
| Ongoing charge | 0.59% |
| Redemption fee | 0.00% |

Purchase details

| | |
|------------------------------|-------|
| Minimum initial subscription | GBP 0 |
|------------------------------|-------|

Codes

| | |
|-----------|--------------|
| ISIN | GB00BF77ZT29 |
| Bloomberg | SCP4FGA LN |
| SEDOL | BF77ZT2 |

Z Accumulation GBP | Data as at 31.03.2024

Risk considerations

Counterparty risk: The fund may have contractual agreements with counterparties. If a counterparty is unable to fulfil their obligations, the sum that they owe to the fund may be lost in part or in whole.

Credit risk: A decline in the financial health of an issuer could cause the value of its bonds to fall or become worthless.

Currency risk: The fund may lose value as a result of movements in foreign exchange rates, otherwise known as currency rates.

High yield bond risk: High yield bonds (normally lower rated or unrated) generally carry greater market, credit and liquidity risk meaning greater uncertainty of returns.

IBOR risk: The transition of the financial markets away from the use of interbank offered rates (IBORs) to alternative reference interest rates may impact the valuation of certain holdings and disrupt liquidity in certain instruments. This may impact the investment performance of the fund.

Liquidity risk: In difficult market conditions, the fund may not be able to sell a security for full value or at all. This could affect performance and could cause the fund to defer or suspend redemptions of its shares, meaning investors may not be able to have immediate access to their holdings.

Market risk: The value of investments can go up and down and an investor may not get back the amount initially invested.

Operational risk: Operational processes, including those related to the safekeeping of assets, may fail. This may result in losses to the fund. Failures at service providers could lead to disruptions of fund operations or losses.

Performance risk: Investment objectives express an intended result but there is no guarantee that such a result will be achieved. Depending on market conditions and the macro economic environment, investment objectives may become more difficult to achieve.

Synthetic risk & reward indicator (SRRRI)

LOWER RISK

Potentially lower reward

HIGHER RISK

Potentially higher reward



The risk category was calculated using historical performance data and may not be a reliable indicator of the fund's future risk profile. The fund's risk category is not guaranteed to remain fixed. Please see the Key Investor Information Document for more information.

Risk Rating



Benchmark



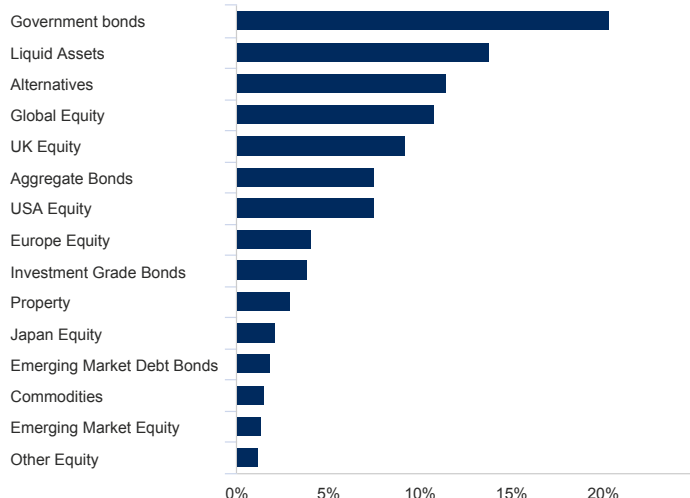
Risk statistics & financial ratios

| | Fund | Comparator |
|----------------------------|------|------------|
| Annual volatility (%) (3y) | 6.1 | 7.0 |
| Beta (3y) | 0.8 | - |
| Sharpe ratio (3y) | 0.0 | -0.1 |

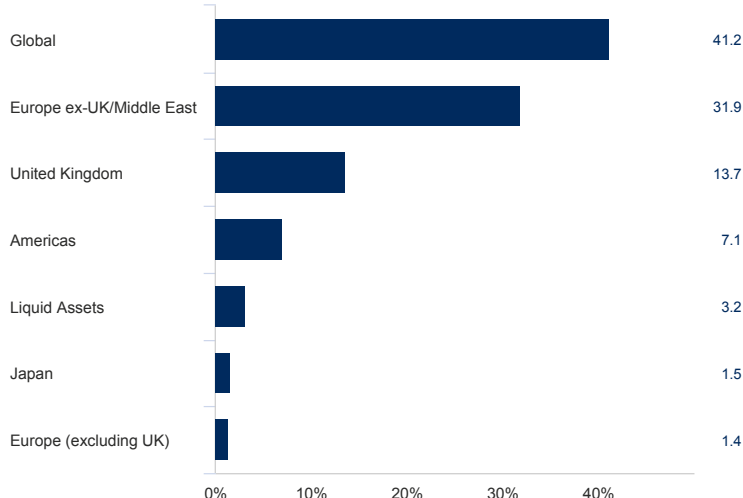
Source: Morningstar. The above ratios are based on bid to bid price based performance data.

Asset allocation

Asset class (%)



Region (%)



Z Accumulation GBP | Data as at 31.03.2024

Top 10 holdings (%)

| Holding name | % |
|---|------|
| HSBC GLO GOV BOND INDEX S2CH DIS | 11.2 |
| ROYAL LONDON INTL GOV BD M GBP | 6.1 |
| VANGUARD INVESTMENT | 5.6 |
| HSBC AMERICAN INDEX C ACC NA | 5.6 |
| FIDELITY INVESTMENT SERVICES(UK)LIMITED INDEX WORLD P ACCUMULATION NAV | 4.7 |
| SCHRODER STRATEGIC CREDIT FUND S ACCUMULATION | 3.8 |
| MI TWENTYFOUR AM DYNAMIC BD I SHS ACC | 3.8 |
| HSBC IDX TRCKR FTSE ALL SHRE C ACC | 3.7 |
| JUPITER STRATEGIC BOND I ACC | 3.7 |
| JO HAMBRO UK DYNAMIC M GBP ACC | 3.3 |

Source: Schroders. Top holdings and asset allocation are at fund level.

Contact information

Schroder Unit Trusts Limited
1 London Wall Place
London
United Kingdom
EC2Y 5AU
Tel: 0800 182 2399
Fax:

For your security, communications may be taped or monitored.

Information relating to changes in fund manager, investment objective, benchmark and corporate action information

On 01.03.2024 the fund manager changed from Alex Funk to Alex Funk, Robert Starkey and Ryan Paterson (co-managers).

Benchmarks: (If applicable)

Some performance differences between the fund and the benchmark may arise because the fund performance is calculated at a different valuation point from the benchmark. The fund does not have a target benchmark

Source and ratings information

Source of all performance data, unless otherwise stated: Morningstar, bid to bid, net income reinvested, net of fees.

Morningstar Rating: © Morningstar 2024. All Rights Reserved. The information contained herein: (1) is proprietary to Morningstar and/or its content providers; (2) may not be copied or distributed; and (3) is not warranted to be accurate, complete or timely. Neither Morningstar nor its content providers are responsible for any damages or losses arising from any use of this information. Past performance is no guarantee of future results.

Z Accumulation GBP | Data as at 31.03.2024

Important information

Costs:

Certain costs associated with your investment in the fund may be incurred in a different currency to that of your investment. These costs may increase or decrease as a result of currency and exchange rate fluctuations.

If a performance fee is applicable to this fund, details of the performance fee model and its computation methodology can be found in the fund's prospectus. This includes a description of the performance fee calculation methodology, the dates on which the performance fee is paid and details of how the performance fee is calculated in relation to the fund's performance fee benchmark, which may differ from the benchmark in the fund's investment objective or investment policy.

For further information regarding the costs and charges associated with your investment, please consult the funds' offering documents and annual report.

General:

This document does not constitute an offer to anyone, or a solicitation by anyone, to subscribe for shares of Schroders Investment Solutions Fund Company (the "Company"). Nothing in this document should be construed as advice and is therefore not a recommendation to buy or sell shares. Subscriptions for shares of the Company can only be made on the basis of its latest Key Investor Information Document and prospectus, together with the latest audited annual report (and subsequent unaudited semi-annual report, if published), copies of which can be obtained, free of charge, from Schroder Unit Trusts Limited, 1 London Wall Place, London EC2Y 5AU. Any references to securities, sectors, regions and/or countries are for illustrative purposes only. Schroders has expressed its own views and opinions in this document and these may change. Schroders will be a data controller in respect of your personal data. For information on how Schroders might process your personal data, please view our Privacy Policy available at www.Schroders.com/en/privacy-policy or on request should you not have access to this webpage. Past Performance is not a guide to future performance and may not be repeated. The value of investments and the income from them may go down as well as up and investors may not get back the amounts originally invested. Exchange rate changes may cause the value of any overseas investments to rise or fall. For your security, communications may be taped or monitored. Issued by Schroder Unit Trusts Limited, 1 London Wall Place, London EC2Y 5AU. Registration No 4191730 England. Authorised and regulated by the Financial Conduct Authority.