

AS AT 31 MARCH 2024

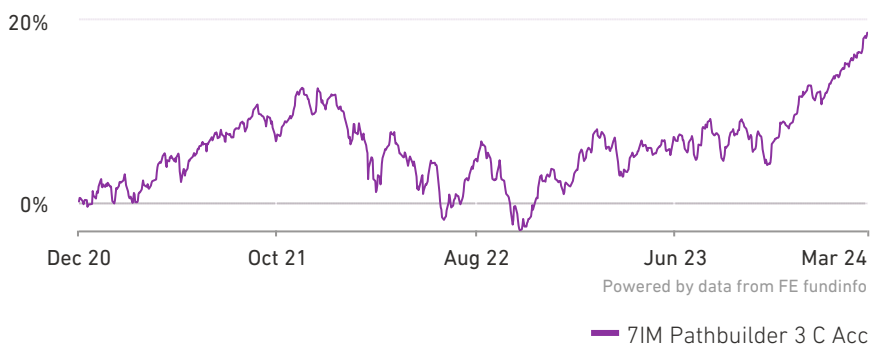
Investment objective

The fund aims to provide a return of capital and income over 5 years or more, which is consistent with its risk profile.

Investment strategy

The fund is part of the 7IM Pathbuilder Fund range which is made up of four funds with different risk profiles numbered 1-4. The fund is at the upper end of the range. Through its long term strategic asset allocation (SAA) the Manager will customise the most suitable mix of asset classes for each of the Pathbuilder risk profiles.

Fund performance



Key information

Fund manager	7IM – Investment Team
Launch date	09 December 2020
Fund size	£56.13m
Initial charge	0.00%
Yield	2.10%
Ex-dividend dates	01 June, 01 December
Distribution dates	31 July, 31 January†
Authorised corporate director	Seven Investment Management LLP
Base currency	Sterling
Domicile	United Kingdom
Regulatory structure	UK UCITS
Dealing settlement	12:00 GMT
Dealing frequency	Daily
OCF (includes AMC)†	0.35% (incl. 0.22% AMC)
MiFID II classification	Non-complex
Lump sum investment	From £1000
C Accumulation	
ISIN	GB00BMDPC769
SEDOL	BMDPC76
C Income	
ISIN	GB00BMDPC876
SEDOL	BMDPC87

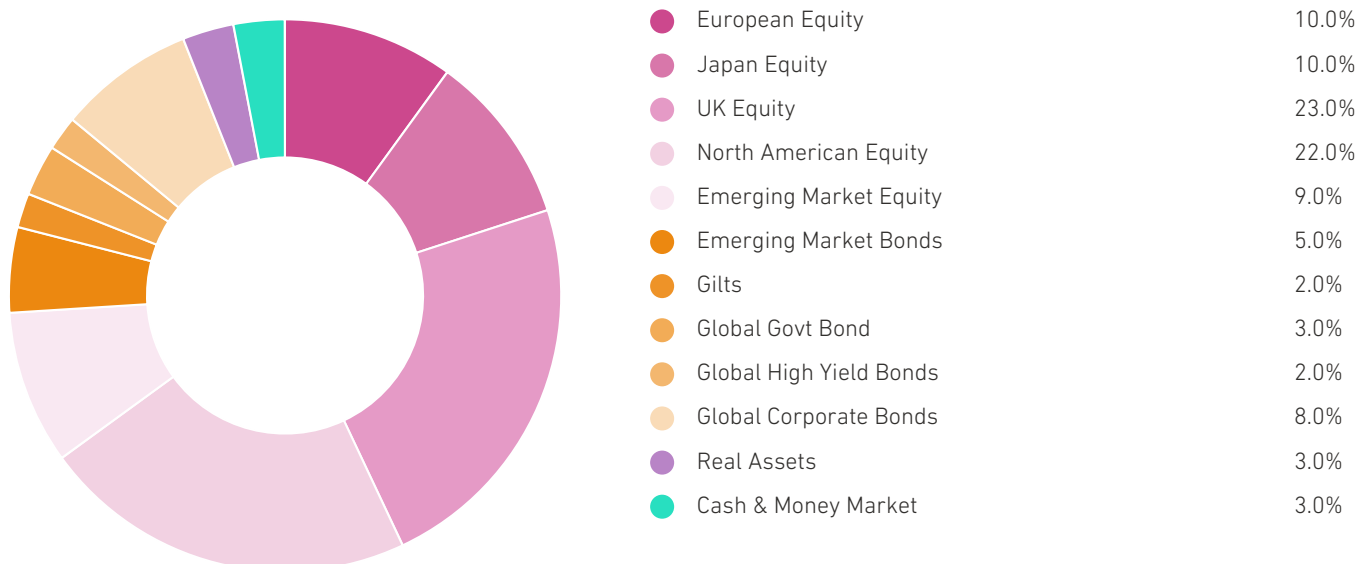
Rolling performance to 31/03/2024	Last 6m (%)	1y (%)	3ys (%)	5ys (%)	Since Launch (%)
7IM Pathbuilder 3 C Acc	11.02	13.21	16.03		18.64
Discrete performance	Q1 2023 - Q1 2024 (%)	Q1 2022 - Q1 2023 (%)	Q1 2021 - Q1 2022 (%)	Q1 2020 - Q1 2021 (%)	Q1 2019 - Q1 2020 (%)
7IM Pathbuilder 3 C Acc	13.21	-2.67	5.30		

Past performance is not a reliable indicator of future results.
Source: FE fundinfo

AS AT 31 MARCH 2024

Strategic asset allocation

The chart below shows the long-term Strategic Asset Allocation (SAA) of the fund. The SAA forms the backbone of the fund and is reviewed annually. Percentages are subject to rounding.



Fund ratings*

Defaqto



Dynamic Planner



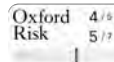
EValue



Defaqto Rating



Oxford Risk



AS AT 31 MARCH 2024

Top ten holdings	Holding weight (%)
iShares MSCI USA ESG Screened ETF	17.7
Fidelity UK Index Fund	17.6
L&G Japan Equity Trust	9.8
HSBC European Equity Index	9.6
MSCI Emerging Markets Equity Future	8.6
iShares ESG Overseas Corporate Bond Index	7.6
iShares UK Equity Index	4.8
Invesco MSCI USA ESG Universal Screened ETF	3.9
iShares Environment & Low Carbon REITS Fund	2.9
HSBC Global Government Bond Fund	2.9
Total	85.4
Source: 7IM	

Fund availability

The 7IM funds are available via the majority of the major wraps, platforms and life and pension wrappers. If you would like further information please call us on 020 7760 8777.

Important information

The specific details of the funds including investment policy, charges and the particular risks associated with the funds are explained in the Prospectus and Key Investor Information Documentation (KIIDs) – a link to these is available via the 7IM website (www.7im.co.uk).

‡ Please allow up to 10 working days after the Distribution Date for dividends to be processed and applied to individual client accounts.

† Ongoing Charges Figure includes 7IM Annual Management Charge. Source: KIIDs 07/02/2024.

*7IM’s funds are mapped against a selection of third party risk profiling tools to assist advisers as part of suitability assessments for clients. Such tools are however only one aspect of an adviser’s suitability process and other such as the clients’ investment term / horizon and knowledge and experience should also be considered. The methodology of third party risk profiling tools is not endorsed by 7IM and individual fund risk profiling scores may not correspond precisely to the risk indicators in the 7IM fund literature.