

Portfolio objective

The investment objective is to provide a combination of income and capital growth over any seven year period.

Performance

Investors are invited to compare the fund's performance against the performance of other funds within the Investment Association Global Sector. Comparison of the fund against this sector will give investors an indication of how the fund is performing compared with funds investing in a similar but not identical investment universe.

The comparison should be performed over at least a seven year period to provide the most useful long-term comparison.

Past performance does not predict future returns.

Cumulative performance (%)

| | 1MO | 3MO | YTD | 1YR | 3YR | 5YR | 7YR | 10YR | SI |
|--------------|------|-------|------|-------|--------|-------|-------|--------|----------|
| Return (Net) | 3.52 | 8.89 | 2.23 | 2.88 | -21.80 | 20.51 | 34.95 | 98.67 | 930.94 |
| Median | 3.87 | 10.06 | 4.97 | 13.64 | 25.95 | 63.18 | 80.58 | 159.08 | 2,012.62 |
| Quartile | 3 | 3 | 4 | 4 | 4 | 4 | 4 | 4 | 4 |

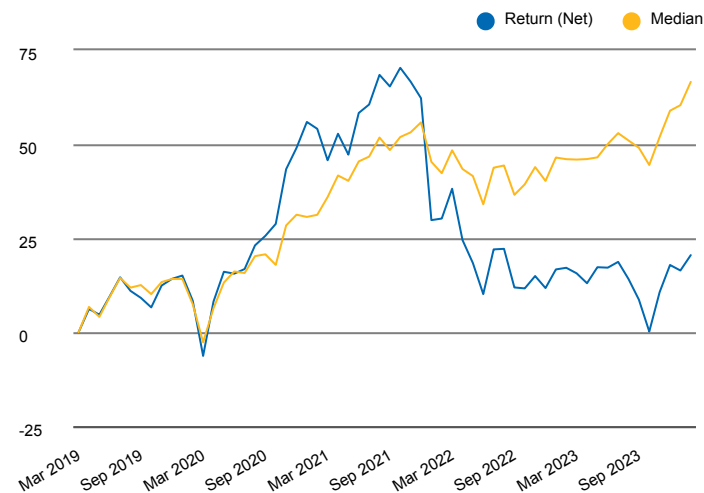
Discrete annual performance (%)

The table below shows performance over rolling discrete 12-month periods.

| | 2024 | 2023 | 2022 | 2021 | 2020 |
|--------------|-------|--------|--------|-------|------|
| Return (Net) | 2.88 | -10.06 | -15.49 | 42.22 | 8.36 |
| Median | 13.64 | 2.00 | 8.76 | 20.98 | 7.48 |
| Quartile | 4 | 4 | 4 | 1 | 2 |

| | 2019 | 2018 | 2017 | 2016 | 2015 |
|--------------|-------|-------|-------|-------|-------|
| Return (Net) | -5.53 | 18.54 | 29.68 | -0.94 | 14.60 |
| Median | 2.28 | 8.04 | 32.63 | -2.21 | 13.78 |
| Quartile | 4 | 1 | 3 | 2 | 2 |

Cumulative five-year performance



Source: Aegon Asset Management UK. NAV to NAV, noon prices, income reinvested, net of ongoing charges, excluding entry or exit charges.

Sector median source: Lipper, compiled using Lipper primary share classes. Lipper primary share classes are generally the highest charging share classes available, and are usually the 'A' retail share classes for Aegon Asset Management UK Portfolios.

Key facts

| | |
|----------------------|-----------------------------------|
| Investment Vehicle | Aegon Asset Management UK ICVC |
| Fund Managers | Malcolm McPartlin, Claire Marwick |
| Fund Launch | 30 October 1987 |
| Share Class Launch | 30 October 1987 |
| Comparator Benchmark | Sector |
| Sector | Investment Association Global |
| SFDR Classification | N/A |
| Fund Base Currency | GBP |
| Fund Size | 174,530,611 |
| NAV | 258.95 |
| Fund Structure | OEIC |
| Investment Manager | Aegon Asset Management UK |
| SEDOL | 0727451 |
| ISIN | GB0007274516 |
| Dividend Strategy | No dividend distribution |
| Valuation Point | 12:00 GMT |

Costs

| | |
|---------------------|-------|
| Initial Charge | 0.00% |
| Management Fee | 0.75% |
| Ongoing Charges Fee | 0.79% |

The ongoing charge figure is based on the actual expenses incurred in the 12-month period concluding at the end of last month. The cost of investing will impact your investment. The return will be reduced by the fees and expenses that may be incurred in managing the investment. Fees may have a compounding effect.

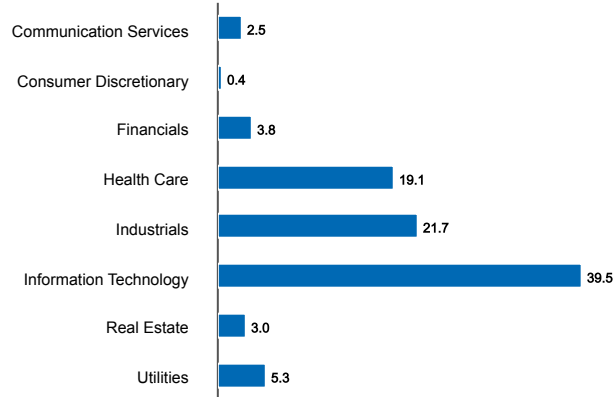
Risk and reward profile

| | | | | | | |
|---|---|---|---|---|---|---|
| 1 | 2 | 3 | 4 | 5 | 6 | 7 |
| Lower risk / potentially lower rewards | | | | | Higher risk / potentially higher rewards | |

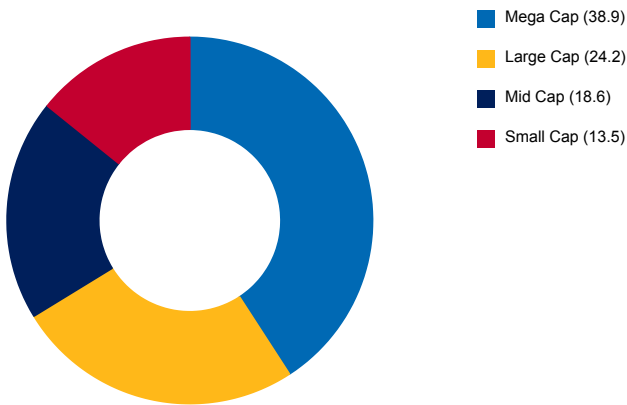
Portfolio data

| | Portfolio |
|----------------------|-----------|
| Number of Securities | 42 |
| Volatility (%) | 14.30 |
| Sharpe Ratio (%) | 0.19 |
| Beta | 1.79 |

Sector allocation



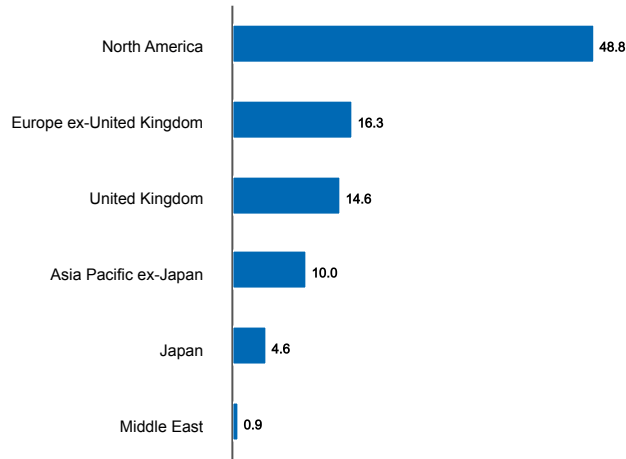
Market capitalization (%)



Top 10 holdings

| | Portfolio (%) |
|------------------------------------|---------------|
| NVIDIA CORP | 7.6 |
| TAIWAN SEMICONDUCTOR MANUFACTURING | 5.0 |
| ICON PLC | 4.2 |
| KEYENCE CORP | 4.0 |
| XYLEM INC | 3.8 |
| DANAHER CORP | 3.8 |
| RELX PLC | 3.6 |
| TETRA TECH INC | 3.5 |
| MARVELL TECHNOLOGY INC | 3.4 |
| AMERICAN TOWER REIT CORP | 3.0 |

Regional allocation (%)



Currency exposure

| | Portfolio Pre-hedge (%) | Portfolio Post-hedge (%) |
|-----|-------------------------|--------------------------|
| USD | 54.9 | 54.9 |
| GBP | 17.1 | 17.1 |
| EUR | 11.2 | 11.2 |
| TWD | 7.4 | 7.4 |
| JPY | 4.6 | 4.6 |

Disclosures

Past performance is not a guide to future performance. The value of investments and the income from them may go down as well as up and is not guaranteed. Outcomes, including the payment of income, are not guaranteed.

This fund is intended to be a long-term investment and your capital is at risk. Any investment objective, performance benchmark and yield information should not be considered as an assurance or guarantee of the performance of the fund or any part of it. An initial charge reduces the amount available for investment. Investors should be aware that funds denominated in a currency other than investors' home state currency are subject to currency fluctuations which may decrease returns. Please be aware that each fund presents its own risk profile. Material risks for this fund are: Liquidity; Concentration Risk; Foreign Exchange risk and Other Markets. Please read the KIID for an explanation and refer to the prospectus for information about all relevant risks.

Please note that performance for fixed income funds is shown net of charges and tax. Performance for equity and multi asset funds is shown net of charges but gross of tax.

This document is accurate at the time of writing and is subject to change without notification.

Fund charges are deducted from income but will be deducted from capital where income is insufficient to cover charges.

Please read the Key Investor Information, Supplementary Information Document and Application Form carefully. The Key Investor Information, Prospectus and accounts are available on our website www.aegonam.com.

All data is sourced to Aegon Asset Management UK plc unless otherwise stated. The document is accurate at the time of writing but is subject to change without notice.

Data attributed to a third party ("3rd Party Data") is proprietary to that third party and/or other suppliers (the "Data Owner") and is used by Aegon Asset Management under licence. 3rd Party Data: (i) may not be copied or distributed; and (ii) is not warranted to be accurate, complete or timely. None of the Data Owner, Aegon Asset Management or any other person connected to, or from whom Aegon Asset Management sources, 3rd Party Data is liable for any losses or liabilities arising from use of 3rd Party Data.

Performance comparator: Investment Association Global Sector. Investors are invited to compare the Fund's performance against the performance of other funds within this Sector. Comparison of the Fund against this Sector will give investors an indication of how the Fund is performing compared with Funds investing in a similar but not identical investment universe. The comparison should be performed over at least a 7 year period to provide the most useful long term comparison.

Aegon Asset Management UK plc is authorised and regulated by the Financial Conduct Authority.

Please visit <https://www.aegonam.com/en/glossary/> for definitions of the financial jargon and common investment terminology used within Aegon Asset Management's investment reports.

Dealing

You can deal in shares via the ACD's web-based portal on any dealing day (except for, unless the ACD decides otherwise, the last working day before Christmas Day, bank holidays in England and Wales and other days at the ACD discretion). Investors without access to the ACD's web-based portal can contact the ACD for further dealing information. The fund is valued at 12:00 noon GMT (the valuation point) on each business day. Orders received before 12:00 noon will be based on the price calculated at that day's valuation point. Orders received after 12:00 noon will be based on the price calculated at the next valuation point.

Dealing desk enquiries: via the ACD's web-based portal a link for which is available at www.aegonam.com (or via such other method as the ACD has separately agreed).

For further information on the fund, including legal documents and details of all available share classes: www.aegonam.com/funds