

# CG Morningstar Multi Asset 80 Fund A GBP Acc

Factsheet 29/02/2024

## Investment Objective

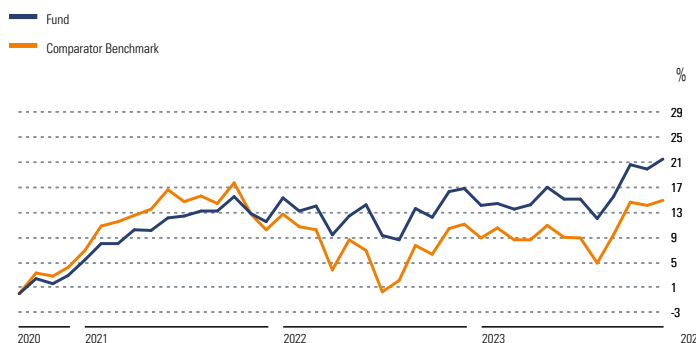
The Fund aims to provide capital growth over a rolling seven year period.

## Fund Details

Inception date	30/11/2020
ISIN	GB00BMC72X91
Fund Size	£39,376,264.00
Base Currency	Pound Sterling
Domicile	United Kingdom
Redemption Fee	0.00
UCITS	Yes
NAV (Mo-End)	1.21
Ongoing Charge Figure	0.60%

## Investment Growth

Time Period: 30/11/2020 to 29/02/2024

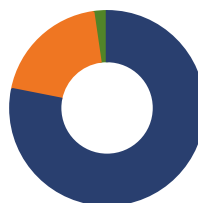


## Returns Disclosure

The trailing returns shown are cumulative and the year-on-year returns reflect annual periods. Past performance is not a guide to future returns. Sources: Fund and benchmark data provided by Morningstar.

Comparator benchmark: The Fund's performance may be compared to blended benchmark comprising 45% of the IA UK All Companies and 55% of IA Mixed Investment 40-85% Shares which has been chosen because it is representative of the type of assets in which the Fund invests. It is therefore an appropriate comparator for the Fund's performance.

## Asset Allocation



### Asset Allocation

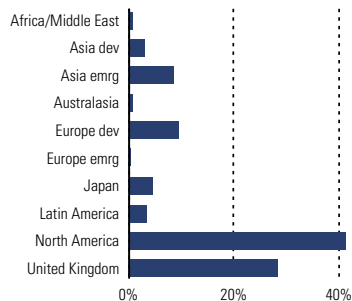
Asset Allocation	Sub Asset Class	
Equity	UK Large-Cap Equity	19.66
	US Large-Cap Blend Equity	11.54
	China Equity	4.63
	US Small-Cap Equity	4.18
	Global Emerging Markets Equity	3.87
	Sector Equity Healthcare	3.83
	Sector Equity Consumer Goods & Services	3.36
	Global Large-Cap Value Equity	3.06
	Germany Large-Cap Equity	3.05
	UK Mid-Cap Equity	3.04
	Global Large-Cap Blend Equity	3.02
	Sector Equity Financial Services	2.97
	Japan Large-Cap Equity	2.86
	US Large-Cap Value Equity	2.51
	Brazil Equity	2.20
	Sector Equity Infrastructure	1.95
	Sector Equity Communications	1.48
	Korea Equity	0.91
Fixed Income	GBP Government Bond	6.08
	GBP Corporate Bond	5.82
	Other Bond	4.18
	GBP Corporate Bond - Short Term	1.53
	Global Emerging Markets Bond - Local Currency	1.04
	GBP Inflation-Linked Bond	0.96
Cash & Cash Equivalents	Cash & Cash Equivalents	2.26
<b>Total</b>	<b>100.00</b>	<b>100.00</b>

## Fund Returns

As Of Date: 29/02/2024

Trailing Returns %	1Month	3M	YTD	2023	2022	2021	Since Inception
Fund	1.33	5.15	0.70	7.50	-2.87	12.77	21.48
Comparator Benchmark	0.72	5.07	0.29	7.81	-9.69	13.90	14.92
Year on Year Returns %	01/03/2023 - 29/02/2024	01/03/2022 - 28/02/2023	01/03/2021 - 28/02/2022				
Fund	4.04	4.74	8.31				
Comparator Benchmark	3.47	0.80	5.74				

## Equity Regional Exposure % (Look Through)



## Equity Sector Exposure % (Look Through)

Financial Services	17.53
Healthcare	13.80
Consumer Defensive	11.45
Industrials	11.24
Technology	11.06
Consumer Cyclical	9.99
Communication Services	7.48
Energy	5.98
Basic Materials	5.06
Utilities	3.99
RealEstate	2.43

## Morningstar Equity Style Box (Look Through)\*

Portfolio Date: 29/02/2024

Value	Blend	Growth	Large	Mid	Small	MarketCap	%
24.8	25.7	21.8				Market Cap	
6.6	8.3	3.5				Market Cap Giant	39.26
3.1	4.1	2.1				Market Cap Large	33.03
						Market Cap Mid	18.34
						Market Cap Small	6.69
						Market Cap Micro	2.68

\*(see page 2 for explanation)

# CG Morningstar Multi Asset 80 Fund A GBP Acc

Factsheet 29/02/2024



## Top Ten Holdings

	Weighting %	Broad Asset Class	Total Ret 1 Mo %	Total Ret YTD %
Fidelity Index UK P Acc	11.49	Equity	0.10	-0.91
Fidelity Index US P Acc	10.49	Equity	4.05	6.95
iShares 100 UK Equity Index (UK) L Acc	8.17	Equity	-0.34	-0.56
iShares UK Gilts All Stks Idx (UK) L Acc	6.08	Fixed Income	-1.63	-4.26
iShares S&P SmallCap 600 ETF USD Dist	4.18	Equity	1.61	-1.85
Fidelity Index Emerging Markets P Acc	3.87	Equity	5.18	0.71
Xtrackers MSCI World Health Care ETF 1C	3.83	Equity	2.61	5.64
BlackRock Corporate Bond 1-10 Year L Acc	3.58	Fixed Income	-0.88	-1.67
Xtrackers MSCI World Con Staples ETF 1C	3.36	Equity	0.74	1.81
Xtrackers US Treasuries ETF 2C GBP	3.15	Fixed Income	-1.30	-1.50

Source: Morningstar

## Risk Warnings

Past performance is not a guide to future returns. The value of investments may go down as well as up and investors may not get back the amount invested. Specific securities mentioned should not be viewed as a recommendation to buy or sell such securities. There is no guarantee that a diversified fund will enhance overall returns or will outperform a non-diversified fund. Neither diversification nor asset allocation ensure a profit or guarantee against loss. It is important to note that investments in mutual funds involve risk, including as a result of market and general economic conditions, and will not always be profitable.

## Morningstar Equity Style Box (Look Through)\*

The Morningstar Style Box is a nine-square grid that illustrates the investment style of a security. Size (large, mid, or small) is displayed along the vertical axis and style is displayed along the horizontal axis. The "value" and "growth" investment styles are common to both stocks and funds. For stocks, the central column of the Style Box represents the "core" style. Few or no funds contain only stocks with extreme value-growth orientations, and both value and growth managers often hold core stocks for diversification or other reasons. Therefore, for funds, the central column represents the "blend" style (a mixture of growth and value stocks or mostly core stocks).

## Morningstar Investment Management Europe Ltd

The CG Morningstar Multi-Asset Funds (the "Funds") are sub-funds of CG Morningstar Multi Asset Fund ICVC. Carne Global Fund Managers (UK) Limited (CG) is the Authorised Corporate Director of the Funds. Morningstar Investment Management Europe Ltd is the appointed investment manager. Morningstar Investment Management Europe Ltd is authorised and regulated by the UK Financial Conduct Authority to provide services to Professional clients.

The information, data, and analyses presented herein do not constitute investment advice; are provided as of the date written and are not warranted to be correct, complete or accurate. The statistics noted are derived from the holdings and statistics of the funds underlying this Fund. The data used to formulate the Fund statistics is from information contained in Morningstar Inc's database on the underlying funds as of the month end date listed; therefore, the information may not be reflective of the Fund's current holdings and/or statistics. The allocations shown within this report are subject to change without notice. This document includes proprietary materials of Morningstar and reproduction, transcription, or other use, by any means, in whole or in part, without the prior written consent of Morningstar is prohibited.

For more information about Morningstar Wealth please visit: <https://mp-morningstar.com/Morningstar-Wealth-EMEA-Disclaimers>.

## Contact Us

Morningstar Investment Management Europe Ltd  
1 Oliver's Yard  
55-71 City Road  
London  
EC1Y 1HQ  
Tel: +44 (0)20 3107 2930 1056  
Email: [funds@morningstar.com](mailto:funds@morningstar.com)