

## BlackRock Global Equity D Acc

### Fund Information

**Sector**

IA Global

**Manager's Name**

 Andrew Wheatley-Hubbard  
 Olivia Treharne

**Date Manager Appointed**

Apr 2017

**Launch Date**

Jun 2011

**Fund Size (£m)**

£100.35

**Yield\*** (See page2)

2.31 %

**XD Dates**

Mar 02, Feb 28

**Last Distribution**

02/03/20 (XD Date)

30/04/20 (Pay Date)

4.77(Distribution)

**OCF**

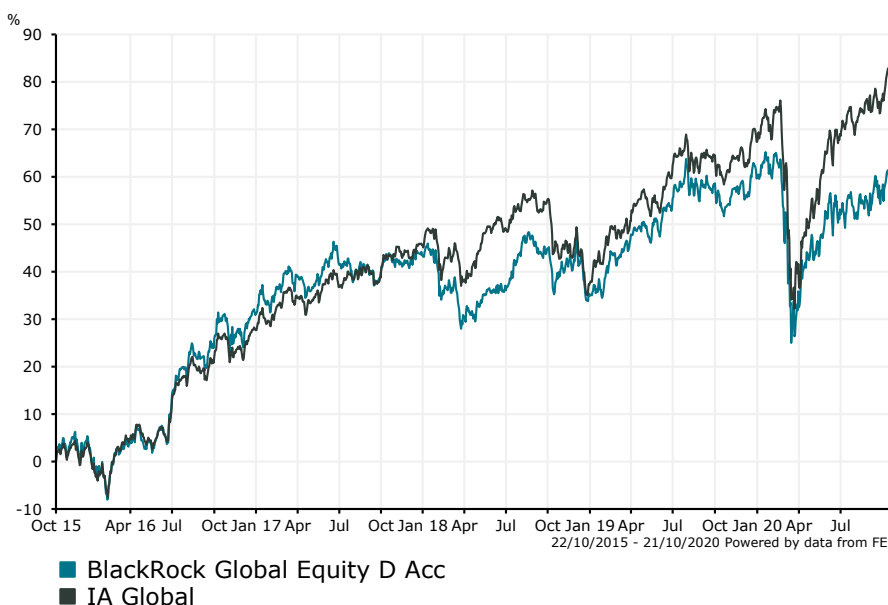
0.93 %

### Fund Aim

The Fund aims to provide a return on your investment (generated through an increase in the value of the assets held by the Fund and/or income received from those assets) over the long term (5 or more consecutive years beginning at the point of investment). The Fund invests at least 70% of its total assets in equity securities of companies domiciled in, or exercising a significant part of their economic activity in, developed markets. The Fund has the flexibility to invest outside of the asset class and sector set out above, including in developing markets.

**Sector:** IA Global

### Performance


**Morningstar Analyst Rating**

N/A

**FE Crown Rating**

**Discrete Performance - 12 months to 31/12/19**

	2019	2018	2017	2016	2015
Fund	18.37	-6.02	9.64	25.05	4.58
Stock Sector Average	21.92	-5.72	14.02	23.33	2.77

**Cumulative Performance to 30/09/20**

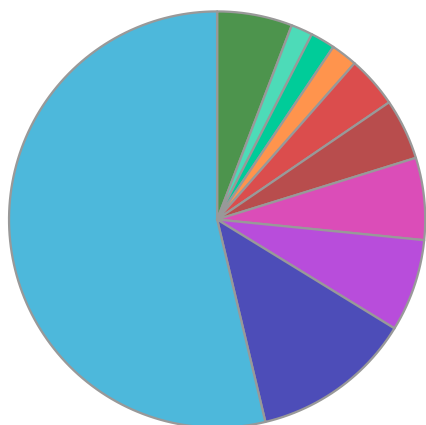
	1 Yr	2 Yrs	3 Yrs	4 Yrs	5 Yrs
Fund	-1.11	8.13	12.40	26.34	62.80
Stock Sector Average	7.19	13.60	26.81	45.73	83.83

**Performance Analysis - Annualised 3 years**

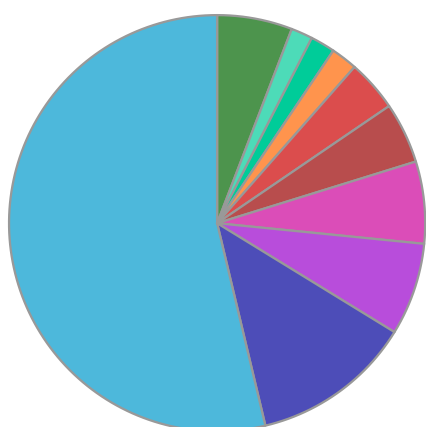
	Growth Rate %	Volatility	Alpha	Beta	Sharpe
Fund	3.97	12.23	-2.56	0.81	0.04
Stock Sector Average	8.24	13.76	0.00	1.00	0.34

**BlackRock Global Equity D Acc**

**Fund Composition**



	(%)
US Equities	53.72
UK Equities	12.51
Dutch Equities	7.18
Swiss Equities	6.37
French Equities	4.73
Canadian Equities	4.00
Singapore Equities	2.05
Taiwanese Equities	1.91
Danish Equities	1.68
Others	5.84



	(%)
USA	53.72
UK	12.51
Netherlands	7.18
Switzerland	6.37
France	4.73
Canada	4.00
Singapore	2.05
Taiwan	1.91
Denmark	1.68
Others	5.84

**Largest Holdings**

Holdings	(%)
UNILEVER NV	3.70
COCA-COLA CO	3.50
NOVARTIS AG	3.46
SANOFI	3.40
MEDTRONIC INC	3.38

Holdings	(%)
TEXAS INSTRUMENTS INC	3.30
TELUS CORP	3.25
PAYCHEX INC	3.12
PHILIP MORRIS INTERNATIONAL INC	3.02
LOCKHEED MARTIN CORP	2.92

\* Data supplied by fund managers regarding fixed interests funds may not specify yield type. As the provision of redemption yield is an FCA regulatory requirement Novia assumes these are used.

**Important Information**

Performance details and yields are as at 30/09/2020. Performance figures are inclusive of net reinvested income. Source: FE. This document is designed only for professional investors and experienced advisers. The value of investments and the income gained may fluctuate. Investors may not get back the full amount invested. Past performance is not a guide to the future.