

BlackRock UK Special Sits D Inc

Fund Information

Sector

IA UK All Companies

Manager's Name

Roland Arnold

Date Manager Appointed

Aug 2012

Launch Date

Jun 2011

Fund Size(£m)

£503.76

Yield* (See page2)

1.26 %

XD Dates

Sep 01, Mar 02, Feb 28

Last Distribution

01/09/20 (XD Date)

30/10/20 (Pay Date)

18.36(Distribution)

OCF

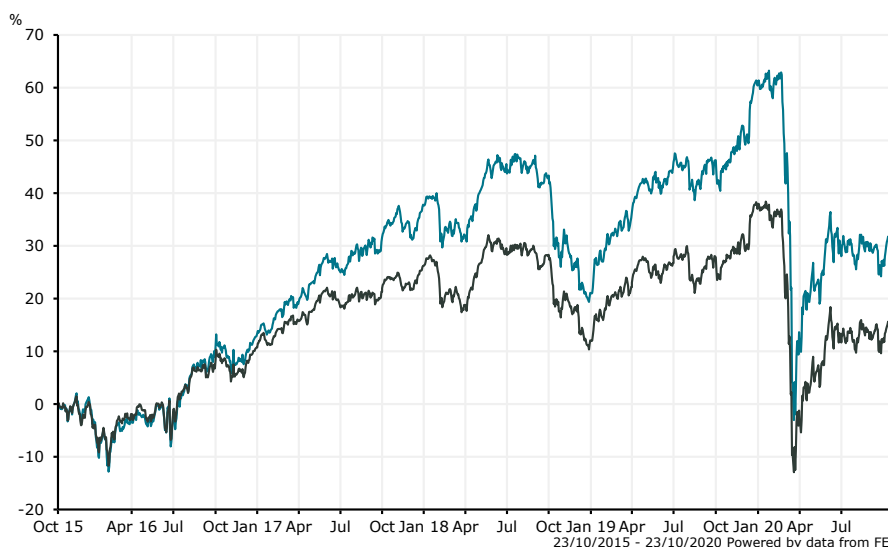
0.92 %

Fund Aim

The Fund aims to provide a return on your investment (generated through an increase in the value of the assets held by the Fund) over the long term (5 or more consecutive years beginning at the point of investment). The Fund invests at least 70% of its total assets in the equity securities (e.g. shares) of companies incorporated or listed in the United Kingdom and will normally have an emphasis on small and medium sized companies. Small and medium sized companies are companies which are not constituents of the FTSE 100 Index. The investment adviser (IA) may use derivatives (i.e. investments the prices of which are based on one or more underlying assets) to reduce risk within the Fund's portfolio, reduce investment costs and generate additional income.

Sector: IA UK All Companies

Performance



■ BlackRock UK Special Sits D Inc
■ IA UK All Companies

Morningstar Analyst Rating

Bronze

FE Crown Rating

Discrete Performance - 12 months to 31/12/19

	2019	2018	2017	2016	2015
Fund	32.48	-12.14	22.07	12.13	5.45
Stock Sector Average	22.24	-11.19	13.99	10.82	4.86

Cumulative Performance to 30/09/20

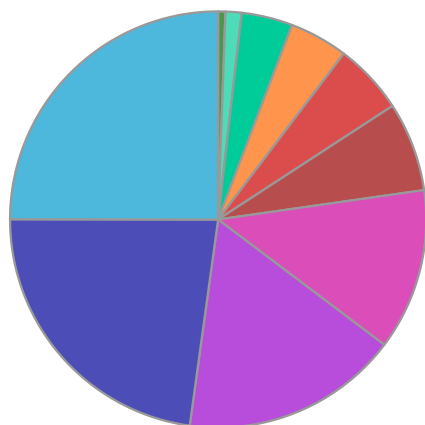
	1 Yr	2 Yrs	3 Yrs	4 Yrs	5 Yrs
Fund	-13.69	-11.61	-3.49	15.86	30.88
Stock Sector Average	-12.76	-12.78	-7.95	4.61	16.90

Performance Analysis - Annualised 3 years

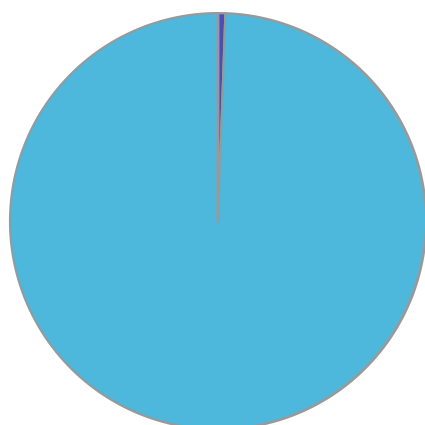
	Growth Rate %	Volatility	Alpha	Beta	Sharpe
Fund	-1.18	18.89	2.10	1.10	-0.01
Stock Sector Average	-2.72	16.89	0.00	1.00	-0.01

BlackRock UK Special Sits D Inc

Fund Composition



	(%)
Industrials	24.98
Consumer Services	22.84
Financials	16.90
Consumer Goods	12.54
Health Care	6.93
Basic Materials	5.49
Oil & Gas	4.54
Technology	3.97
Telecommunications	1.25
Money Market	0.56



	(%)
UK Equities	99.44
Money Market	0.56

Largest Holdings

Holdings	(%)
RIO TINTO	4.02
TESCO	3.51
ROYAL DUTCH SHELL PLC	3.17
ASTRAZENECA PLC	3.16
BRITISH AMERICAN TOBACCO	3.14

Holdings	(%)
RELX PLC	2.53
RECKITT BENCKISER GROUP PLC	2.46
SMITH & NEPHEW PLC	2.38
QINETIQ GROUP	2.21
GAMES WORKSHOP GROUP	2.18

* Data supplied by fund managers regarding fixed interests funds may not specify yield type. As the provision of redemption yield is an FCA regulatory requirement Novia assumes these are used.

Important Information

Performance details and yields are as at 30/09/2020. Performance figures are inclusive of net reinvested income. Source: FE. This document is designed only for professional investors and experienced advisers. The value of investments and the income gained may fluctuate. Investors may not get back the full amount invested. Past performance is not a guide to the future.