

TB Saracen Gbl Inc & Gth B Dist
Fund Information
Sector

IA Global Equity Income

Manager's Name

 Graham Campbell
David Keir

Date Manager Appointed

Jun 2011

Launch Date

Jun 2011

Fund Size(£m)

£81.00

Yield* (See page2)

4.90 %

XD Dates

Jul 01, Jan 02

Last Distribution

01/07/20 (XD Date)

28/08/20 (Pay Date)

0.03(Distribution)

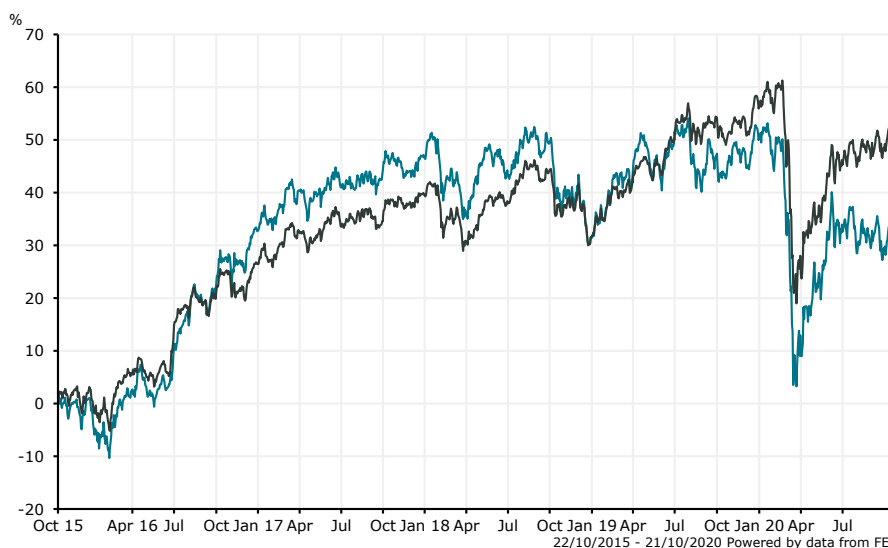
OCF

1.02 %

Fund Aim

The objective is to provide a degree of income to investors with the aim of building capital through investing in a portfolio of primarily global equities.

Sector: IA Global Equity Income

Performance


■ TB Saracen Gbl Inc & Gth B Dist
■ IA Global Equity Income

Morningstar Analyst Rating
N/A

FE Crown Rating
👑👑👑👑👑

Discrete Performance - 12 months to 31/12/19

	2019	2018	2017	2016	2015
Fund	14.18	-10.50	10.60	31.60	-0.89
Stock Sector Average	18.63	-5.83	10.37	23.21	1.53

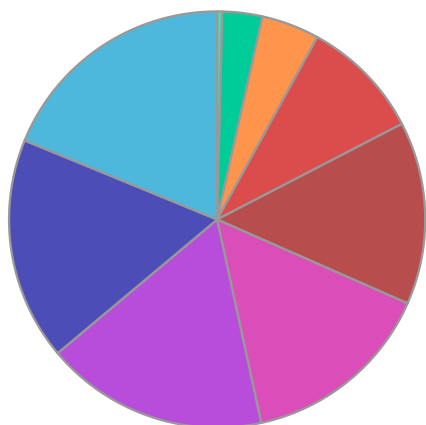
Cumulative Performance to 30/09/20

	1 Yr	2 Yrs	3 Yrs	4 Yrs	5 Yrs
Fund	-12.37	-13.75	-10.26	6.92	35.03
Stock Sector Average	-3.91	2.85	10.04	23.60	54.09

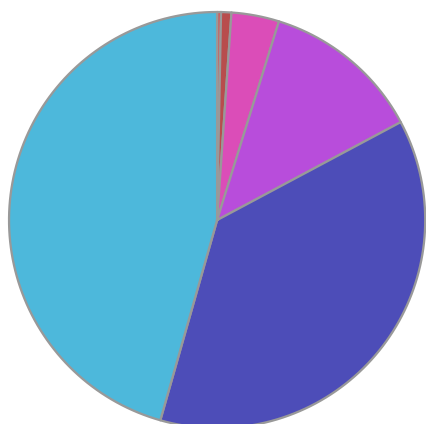
Performance Analysis - Annualised 3 years

	Growth Rate %	Volatility	Alpha	Beta	Sharpe
Fund	-3.54	16.76	-7.05	1.27	-0.01
Stock Sector Average	3.24	12.66	0.00	1.00	0.00

Fund Composition



	(%)
Financials	18.80
Health Care	17.30
Industrials	17.30
Technology	15.00
Basic Materials	14.20
Consumer Goods	9.40
Consumer Services	4.50
Oil & Gas	3.10
Money Market	0.40



	(%)
North American Equities	45.60
Europe ex UK Equities	37.20
UK Equities	12.40
Asia Pacific Equities	3.70
Global Emerging Market Equities	0.80
Money Market	0.30

* Data supplied by fund managers regarding fixed interests funds may not specify yield type. As the provision of redemption yield is an FCA regulatory requirement Novia assumes these are used.

Important Information

Performance details and yields are as at 30/09/2020. Performance figures are inclusive of net reinvested income. Source: FE. This document is designed only for professional investors and experienced advisers. The value of investments and the income gained may fluctuate. Investors may not get back the full amount invested. Past performance is not a guide to the future.