

Ardevora UK Equity B

Fund Information

Sector
Equity - UK

Manager's Name
Jeremy Lang
William Patisson

Date Manager Appointed
Feb 2011

Launch Date
Feb 2011

Fund Size (£m)
£134.90

Yield* (See page2)
0.00 %

XD Dates
N/A

Last Distribution
N/A (XD Date)
N/A (Pay Date)
N/A (Distribution)

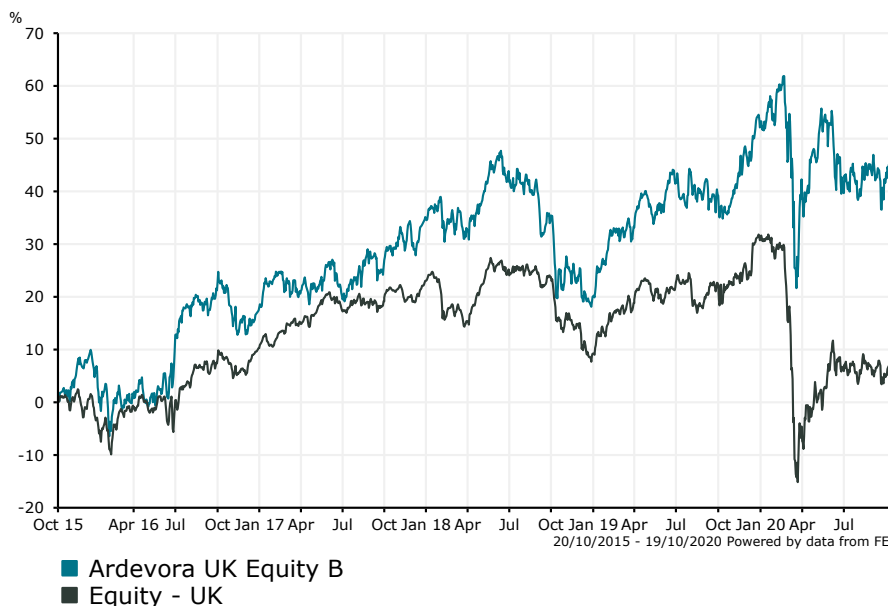
OCF
0.64 %

Fund Aim

The Ardevora UK Equity Fund's investment objective is to achieve long-term capital appreciation.

Sector: Equity - UK

Performance



Discrete Performance - 12 months to 31/12/19

	2019	2018	2017	2016	2015
Fund	26.75	-11.19	15.07	7.27	21.15
Stock Sector Average	19.69	-11.23	11.56	8.85	4.85

Cumulative Performance to 30/09/20

	1 Yr	2 Yrs	3 Yrs	4 Yrs	5 Yrs
Fund	1.62	5.59	12.75	16.89	41.11
Stock Sector Average	-14.54	-15.26	-12.07	-2.41	7.95

Performance Analysis - Annualised 3 years

	Growth Rate %	Volatility	Alpha	Beta	Sharpe
Fund	4.08	12.26	6.43	0.50	0.05
Stock Sector Average	-4.20	15.74	0.00	1.00	-0.01

Morningstar Analyst Rating

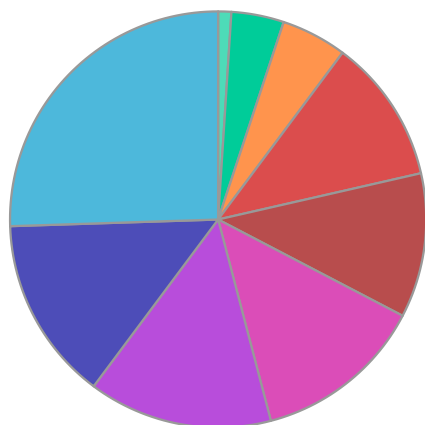
N/A

FE Crown Rating

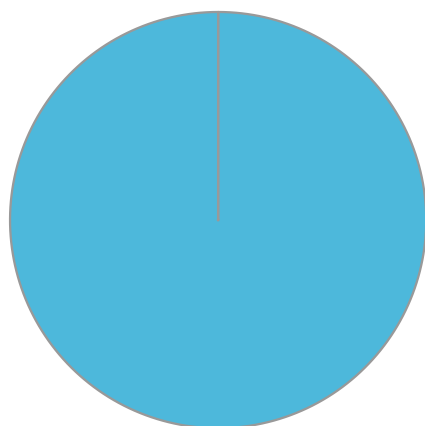


Ardevora **UK Equity B**

Fund Composition



	(%)
Industrials	25.00
Consumer Staples	14.00
Health Care	14.00
Utilities	13.00
Communications	11.00
Consumer Discretionary	11.00
Materials	5.00
Information Technology	4.00
Financials	1.00



	(%)
UK Equities	100.00

Largest Holdings

Holdings	(%)
AVEVA GROUP	4.90
CRANSWICK	4.38
DIPLOMA	4.28
AUTO TRADER GROUP PLC	4.19
VICTREX	4.17

Holdings	(%)
RIGHTMOVE PLC	4.16
CENTRICA PLC	4.14
TRAVIS PERKINS	4.11
TESCO	4.11
BERKELEY GROUP HLDGS PLC (THE)	4.09

* Data supplied by fund managers regarding fixed interests funds may not specify yield type. As the provision of redemption yield is an FCA regulatory requirement Novia assumes these are used.

Important Information

Performance details and yields are as at 30/09/2020. Performance figures are inclusive of net reinvested income. Source: FE. This document is designed only for professional investors and experienced advisers. The value of investments and the income gained may fluctuate. Investors may not get back the full amount invested. Past performance is not a guide to the future.