

## Ardevora UK Income C

### Fund Information

**Sector**  
Equity - UK

**Manager's Name**  
Jeremy Lang  
William Patisson

**Date Manager Appointed**  
Jan 2011

**Launch Date**  
Jul 2011

**Fund Size (£m)**  
£5.44

**Yield\*** (See page2)  
0.00 %

**XD Dates**  
Jun 30, Dec 31

**Last Distribution**  
30/06/20 (XD Date)  
31/07/20 (Pay Date)  
0.02(Distribution)

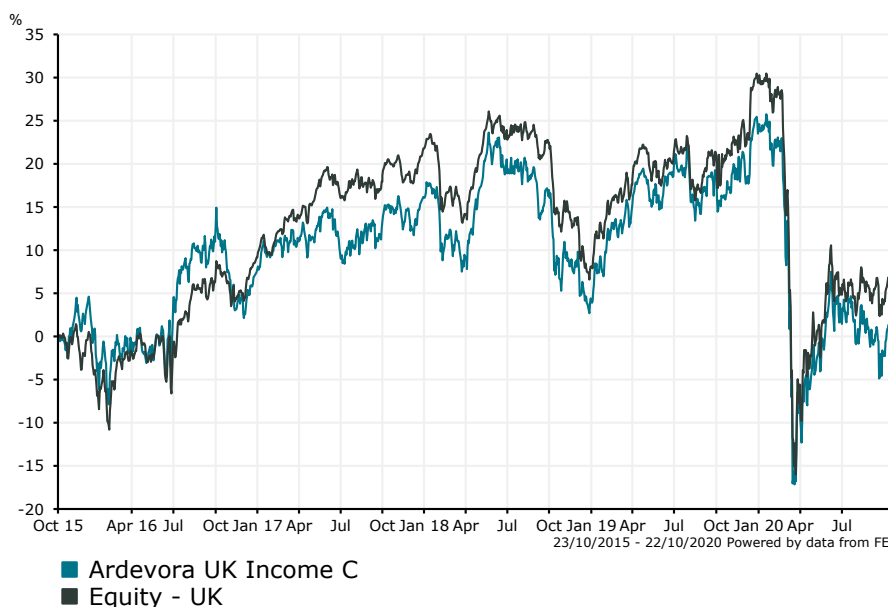
**OCF**  
1.00 %

### Fund Aim

The Ardevora UK Income Fund's investment objective is to achieve long-term capital appreciation and income.

**Sector:** Equity - UK

### Performance



**Morningstar Analyst Rating**  
N/A

**FE Crown Rating**  
👑👑👑👑👑

#### Discrete Performance - 12 months to 31/12/19

|                      | 2019  | 2018   | 2017  | 2016 | 2015  |
|----------------------|-------|--------|-------|------|-------|
| Fund                 | 18.28 | -10.12 | 8.06  | 3.40 | 16.89 |
| Stock Sector Average | 19.69 | -11.23 | 11.56 | 8.85 | 4.85  |

#### Cumulative Performance to 30/09/20

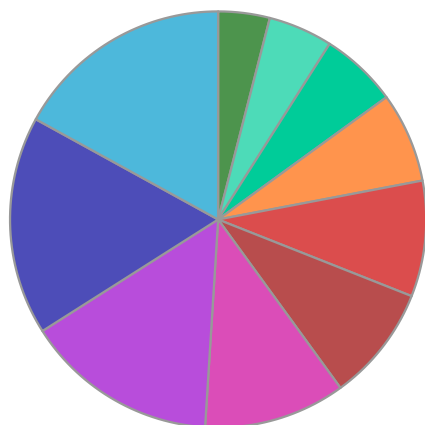
|                      | 1 Yr   | 2 Yrs  | 3 Yrs  | 4 Yrs  | 5 Yrs |
|----------------------|--------|--------|--------|--------|-------|
| Fund                 | -17.78 | -15.90 | -13.10 | -11.89 | 1.46  |
| Stock Sector Average | -14.54 | -15.26 | -12.07 | -2.41  | 7.95  |

#### Performance Analysis - Annualised 3 years

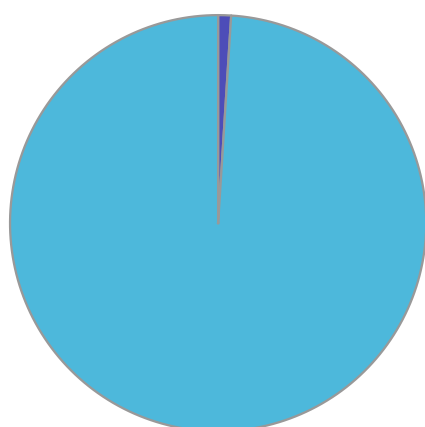
|                      | Growth Rate % | Volatility | Alpha | Beta | Sharpe |
|----------------------|---------------|------------|-------|------|--------|
| Fund                 | -4.57         | 14.56      | -0.87 | 0.91 | -0.01  |
| Stock Sector Average | -4.20         | 15.74      | 0.00  | 1.00 | -0.01  |

Ardevora **UK Income C**

**Fund Composition**



|                        | (%)   |
|------------------------|-------|
| Financials             | 17.00 |
| Health Care            | 17.00 |
| Consumer Staples       | 15.00 |
| Industrials            | 11.00 |
| Consumer Discretionary | 9.00  |
| Materials              | 9.00  |
| Communications         | 7.00  |
| Utilities              | 6.00  |
| Energy                 | 5.00  |
| Others                 | 4.00  |



|              | (%)   |
|--------------|-------|
| UK Equities  | 99.00 |
| Money Market | 1.00  |

**Largest Holdings**

| Holdings        | (%)  |
|-----------------|------|
| ASTRAZENECA PLC | 6.58 |
| GLAXOSMITHKLINE | 5.65 |
| HSBC HLDGS      | 5.28 |
| DIAGEO          | 4.63 |
| RIO TINTO       | 4.40 |

| Holdings              | (%)  |
|-----------------------|------|
| UNILEVER              | 4.34 |
| BHP GROUP PLC         | 3.58 |
| NATIONAL GRID PLC     | 3.07 |
| VODAFONE GROUP        | 3.00 |
| ROYAL DUTCH SHELL PLC | 2.74 |

\* Data supplied by fund managers regarding fixed interests funds may not specify yield type. As the provision of redemption yield is an FCA regulatory requirement Novia assumes these are used.

**Important Information**

Performance details and yields are as at 30/09/2020. Performance figures are inclusive of net reinvested income. Source: FE. This document is designed only for professional investors and experienced advisers. The value of investments and the income gained may fluctuate. Investors may not get back the full amount invested. Past performance is not a guide to the future.