

BMO UK Equity Income 2 Inc

Fund Information

Sector

IA UK Equity Income

Manager's Name

David Moss

Date Manager Appointed

Mar 2017

Launch Date

Jun 2011

Fund Size (£m)

£40.49

Yield* (See page 2)

5.70 %

XD Dates

May 01, Nov 01

Last Distribution

01/05/20 (XD Date)

30/06/20 (Pay Date)

2.43(Distribution)

OCF

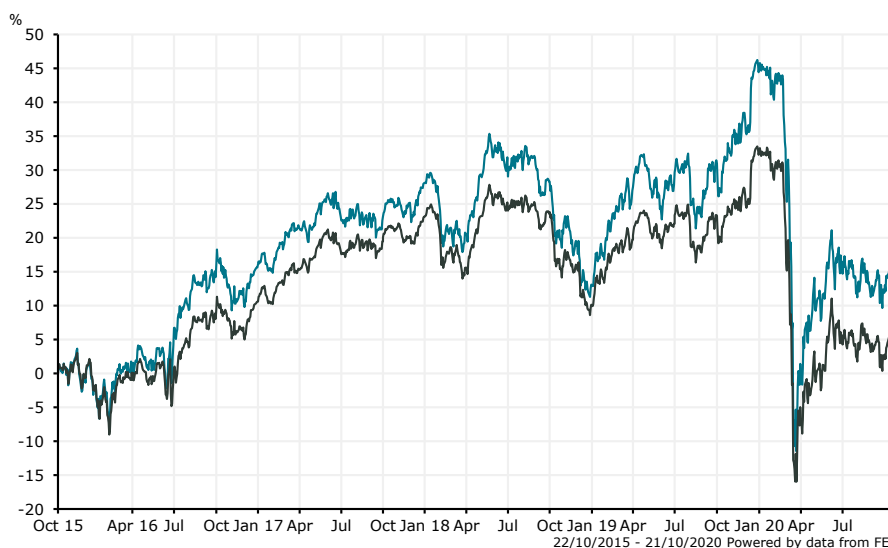
1.08 %

Fund Aim

The Fund aims to achieve an income yield which is higher than that of the FTSE All-Share Index, with some long-term capital growth.

Sector: IA UK Equity Income

Performance



■ BMO UK Equity Income 2 Inc
■ IA UK Equity Income

Morningstar Analyst Rating

N/A

FE Crown Rating


Discrete Performance - 12 months to 31/12/19

	2019	2018	2017	2016	2015
Fund	27.69	-11.67	10.75	14.27	2.90
Stock Sector Average	20.07	-10.54	11.32	8.84	6.20

Cumulative Performance to 30/09/20

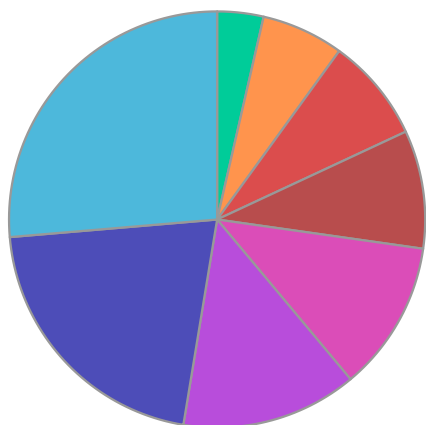
	1 Yr	2 Yrs	3 Yrs	4 Yrs	5 Yrs
Fund	-14.88	-12.80	-8.70	-2.03	15.54
Stock Sector Average	-17.24	-17.38	-14.54	-5.49	5.27

Performance Analysis - Annualised 3 years

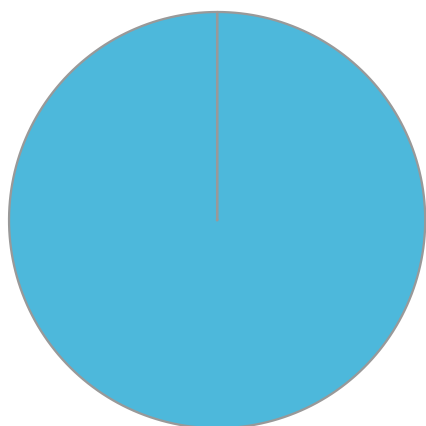
	Growth Rate %	Volatility	Alpha	Beta	Sharpe
Fund	-2.99	18.63	3.19	1.13	-0.01
Stock Sector Average	-5.10	16.15	0.00	1.00	-0.01

BMO UK Equity Income 2 Inc

Fund Composition



	(%)
Financials	26.40
Consumer Goods	21.10
Health Care	13.70
Industrials	11.70
Consumer Services	9.20
Basic Materials	8.10
Utilities	6.40
Oil & Gas	3.60
Money Market	-0.20



	(%)
UK Equities	100.20
Money Market	-0.20

Largest Holdings

Holdings	(%)
ASTRAZENECA PLC	7.90
RIO TINTO	6.40
BRITISH AMERICAN TOBACCO	6.20
GLAXOSMITHKLINE	5.80
SMURFIT KAPPA GROUP PLC	4.00

Holdings	(%)
PHOENIX GROUP HLDGS	4.00
NATIONAL GRID	3.70
DIAGEO	3.50
LEGAL & GENERAL GROUP	3.50
UNILEVER	3.40

* Data supplied by fund managers regarding fixed interests funds may not specify yield type. As the provision of redemption yield is an FCA regulatory requirement Novia assumes these are used.

Important Information

Performance details and yields are as at 30/09/2020. Performance figures are inclusive of net reinvested income. Source: FE. This document is designed only for professional investors and experienced advisers. The value of investments and the income gained may fluctuate. Investors may not get back the full amount invested. Past performance is not a guide to the future.