

AXA Framlington Gbl Tech Z Inc

Fund Information

Sector

IA Technology & Telecommunications

Manager's Name

Jeremy Gleeson

Date Manager Appointed

Jul 2007

Launch Date

Jun 2011

Fund Size(£m)

£1235.46

Yield* (See page2)

0.00 %

XD Dates

N/A

Last Distribution

N/A (XD Date)

N/A (Pay Date)

N/A(Distribution)

OCF

0.82 %

Morningstar Analyst Rating

N/A

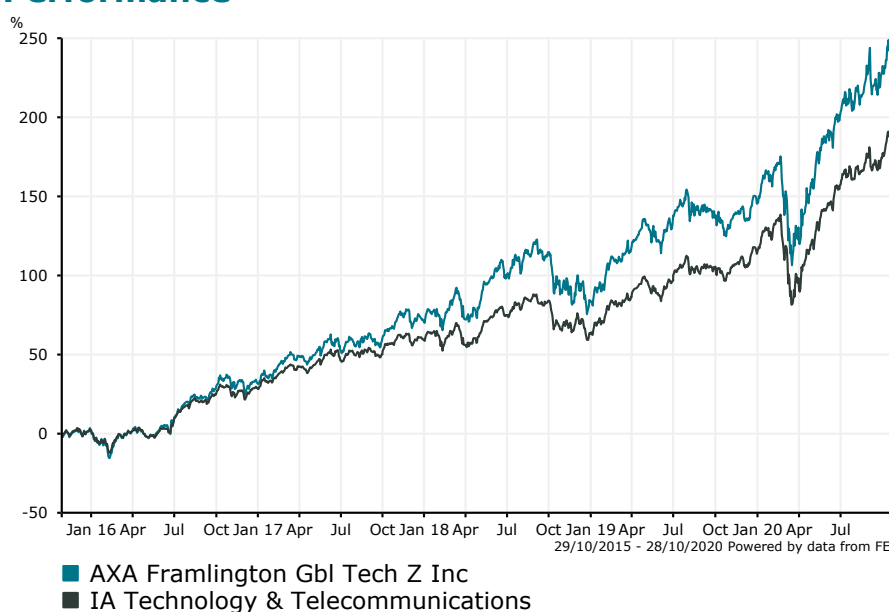
FE Crown Rating


Fund Aim

The Fund invests in shares of listed companies engaged in the research; design and development of technologies in all sectors including IT and the internet which the fund manager believes will provide above-average returns. The Fund invests in companies of anysize which can be based anywhere in the world; albeit the Fund tends to be biased towards the US as this is where the majority of technology related companies are based. The fund manager selects shares based upon analysis of a company's financial status; quality of its management; expected profitability and prospects for growth. The fund manager has full discretion to select investments for the Fund in line with the above investment policy and in doing so may take into consideration the MSCI World Information Technology Index.

Sector: IA Technology & Telecommunications

Performance



Discrete Performance - 12 months to 31/12/19

	2019	2018	2017	2016	2015
Fund	33.79	7.00	29.86	28.48	13.16
Stock Sector Average	30.98	2.42	23.80	25.76	7.11

Cumulative Performance to 30/09/20

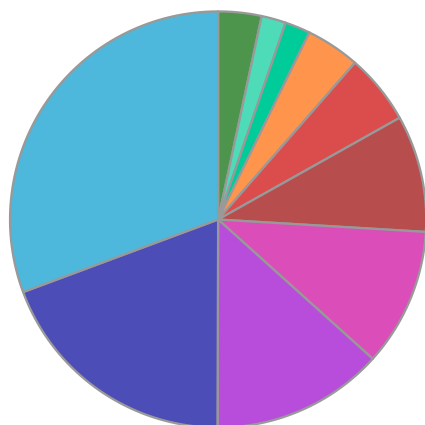
	1 Yr	2 Yrs	3 Yrs	4 Yrs	5 Yrs
Fund	39.02	53.15	107.31	156.28	266.37
Stock Sector Average	34.58	49.31	82.78	120.41	198.09

Performance Analysis - Annualised 3 years

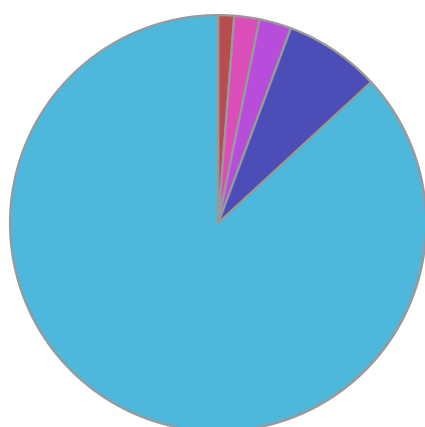
	Growth Rate %	Volatility	Alpha	Beta	Sharpe
Fund	27.51	20.11	1.02	1.18	1.19
Stock Sector Average	22.27	16.52	0.00	1.00	1.14

AXA Framlington Gbl Tech Z Inc

Fund Composition



	(%)
Software	30.67
Semi Conductors	19.28
Information Technology	13.38
Media	10.72
Hardware	9.08
Retail	5.45
Communications Equipment	4.20
Money Market	1.96
Property Shares	1.90
Others	3.36



	(%)
North American Equities	86.85
Global Emerging Market Equities	7.46
UK Equities	2.49
Money Market	1.96
Europe ex UK Equities	1.24

Largest Holdings

Holdings	(%)
APPLE INC	7.97
ALPHABET INC	5.87
VISA INC	3.60
QUALCOMM INC	3.25
SALESFORCE.COM INC	2.97

Holdings	(%)
FACEBOOK INC	2.93
SERVICENOW INC	2.74
PAYPAL HLDGS INC	2.44
AMAZON.COM INC	2.33
FIVE9 INC	2.20

* Data supplied by fund managers regarding fixed interests funds may not specify yield type. As the provision of redemption yield is an FCA regulatory requirement Novia assumes these are used.

Important Information

Performance details and yields are as at 30/09/2020. Performance figures are inclusive of net reinvested income. Source: FE. This document is designed only for professional investors and experienced advisers. The value of investments and the income gained may fluctuate. Investors may not get back the full amount invested. Past performance is not a guide to the future.