

## AXA Framlington UK Growth Z Inc

### Fund Information

**Sector**

IA UK All Companies

**Manager's Name**

Jamie Hooper

**Date Manager Appointed**

Nov 2006

**Launch Date**

Jun 2011

**Fund Size (£m)**

£114.47

**Yield\*** (See page2)

1.99 %

**XD Dates**

May 18

**Last Distribution**

18/05/20 (XD Date)

15/07/20 (Pay Date)

2.96(Distribution)

**OCF**

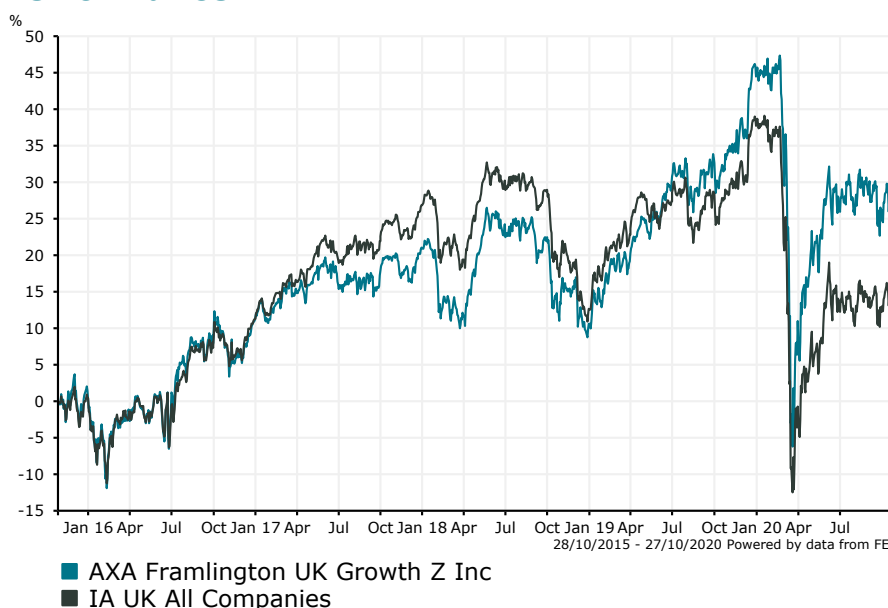
0.84 %

### Fund Aim

The Fund aims to provide long-term capital growth. The Fund has at least 70% of its investments in shares of companies domiciled, incorporated or having significant business in the UK which the Manager believes will provide above-average returns. The Fund invests principally in large and medium-sized companies. The Manager selects shares based upon analysis of a company's financial status, quality of its management, expected profitability and prospects for growth.

**Sector:** IA UK All Companies

### Performance


**Morningstar Analyst Rating**

N/A

**FE Crown Rating**

**Discrete Performance - 12 months to 31/12/19**

	2019	2018	2017	2016	2015
Fund	30.61	-8.62	8.96	9.53	5.05
Stock Sector Average	22.24	-11.19	13.99	10.82	4.86

**Cumulative Performance to 30/09/20**

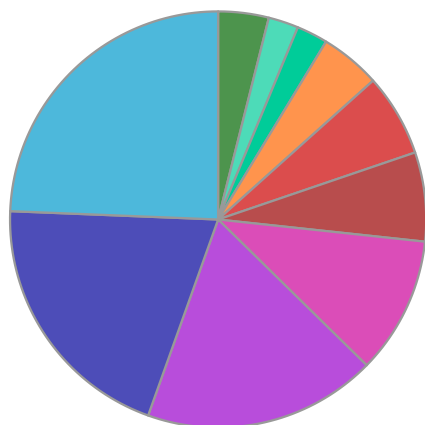
	1 Yr	2 Yrs	3 Yrs	4 Yrs	5 Yrs
Fund	-6.45	2.28	6.40	15.60	29.96
Stock Sector Average	-12.76	-12.78	-7.95	4.61	16.90

**Performance Analysis - Annualised 3 years**

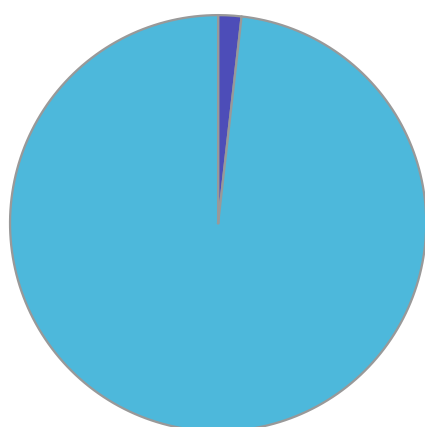
	Growth Rate %	Volatility	Alpha	Beta	Sharpe
Fund	2.09	15.63	4.55	0.90	0.00
Stock Sector Average	-2.72	16.89	0.00	1.00	-0.01

**AXA Framlington UK Growth Z Inc**

**Fund Composition**



	(%)
Financials	24.36
Health Care	20.18
Industrials	18.11
Consumer Goods	10.65
Technology	6.92
Consumer Services	6.41
Oil & Gas	4.69
Utilities	2.42
Basic Materials	2.34
Others	3.92



	(%)
UK Equities	98.20
Money Market	1.80

**Largest Holdings**

Holdings	(%)
ASTRAZENECA PLC	6.09
RECKITT BENCKISER GROUP PLC	4.64
GLAXOSMITHKLINE	4.06
DIAGEO	4.01
LONDON STOCK EXCHANGE GROUP	3.42

Holdings	(%)
EXPERIAN PLC	3.40
RENTOKIL INITIAL PLC	3.10
PRUDENTIAL PLC	3.02
BP	2.86
DECHRA PHARMACEUTICALS	2.60

\* Data supplied by fund managers regarding fixed interests funds may not specify yield type. As the provision of redemption yield is an FCA regulatory requirement Novia assumes these are used.

**Important Information**

Performance details and yields are as at 30/09/2020. Performance figures are inclusive of net reinvested income. Source: FE. This document is designed only for professional investors and experienced advisers. The value of investments and the income gained may fluctuate. Investors may not get back the full amount invested. Past performance is not a guide to the future.