

Waverton European Cap Gth I £

Fund Information

Sector

Equity - Europe ex UK

Manager's Name

 Chris Garsten
 Charles Glasse

Date Manager Appointed

Apr 2001

Launch Date

Jul 2011

Fund Size(£m)

£196.50

Yield* (See page2)

0.00 %

XD Dates

Apr 30, Jan 22

Last Distribution

30/04/20 (XD Date)

11/06/20 (Pay Date)

0.03(Distribution)

OCF

0.91 %

Fund Aim

The investment objective of Waverton European Capital Growth Fund is to achieve long-term growth by investing in a diversified portfolio of European stocks.


Sector: Equity - Europe ex UK

Performance



■ Waverton European Cap Gth I £
 ■ Equity - Europe ex UK

Morningstar Analyst Rating
 N/A

FE Crown Rating


Discrete Performance - 12 months to 31/12/19

	2019	2018	2017	2016	2015
Fund	14.01	-7.08	15.87	22.96	10.09
Stock Sector Average	22.65	-13.35	13.47	4.14	12.69

Cumulative Performance to 30/09/20

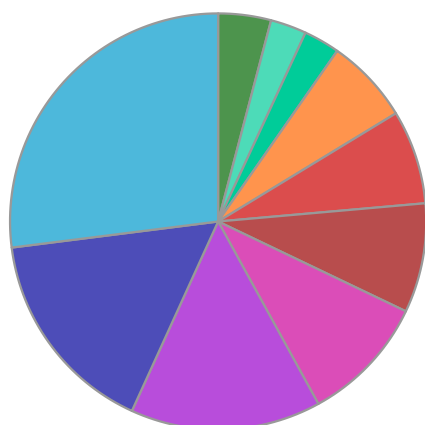
	1 Yr	2 Yrs	3 Yrs	4 Yrs	5 Yrs
Fund	2.46	3.63	9.30	26.67	66.88
Stock Sector Average	-2.50	-0.90	-0.91	18.53	24.57

Performance Analysis - Annualised 3 years

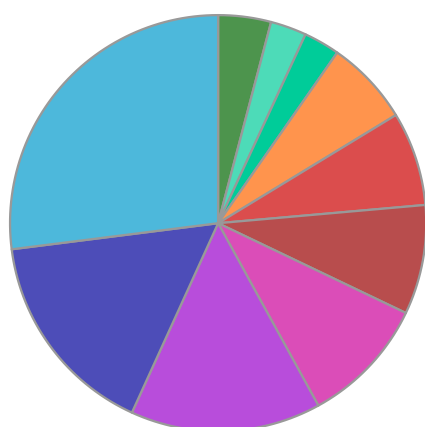
	Growth Rate %	Volatility	Alpha	Beta	Sharpe
Fund	3.01	13.03	3.17	0.80	0.00
Stock Sector Average	-0.30	15.12	0.00	1.00	-0.01

Waverton European Cap Gth I £

Fund Composition



	(%)
German Equities	27.00
Swiss Equities	16.20
Swedish Equities	14.80
Finnish Equities	9.90
French Equities	8.50
Danish Equities	7.30
Spanish Equities	6.60
Dutch Equities	2.80
Norwegian Equities	2.80
Others	4.10



	(%)
Germany	27.00
Switzerland	16.20
Sweden	14.80
Finland	9.90
France	8.50
Denmark	7.30
Spain	6.60
Netherlands	2.80
Norway	2.80
Others	4.10

Largest Holdings

Holdings	(%)
NESTLE SA	7.00
NOVARTIS AG	5.70
AIR LIQUIDE(L')	5.00
LINDE AG	4.90
NOVO-NORDISK AS	4.90

Holdings	(%)
DEUTSCHE POST AG	4.70
DEUTSCHE TELEKOM AG	4.20
HUSQVARNA	3.80
SWEDISH MATCH AB	3.60
KONECRANES OYJ	3.60

* Data supplied by fund managers regarding fixed interests funds may not specify yield type. As the provision of redemption yield is an FCA regulatory requirement Novia assumes these are used.

Important Information

Performance details and yields are as at 30/09/2020. Performance figures are inclusive of net reinvested income. Source: FE. This document is designed only for professional investors and experienced advisers. The value of investments and the income gained may fluctuate. Investors may not get back the full amount invested. Past performance is not a guide to the future.