

MI Momentum Focus 3 A Acc

Fund Information

Sector

IA Flexible Investment

Manager's Name

 James Klempster
 Alex Harvey

Date Manager Appointed

Apr 2007

Launch Date

Mar 2011

Fund Size (£m)

£11.00

Yield* (See page2)

0.00 %

XD Dates

Jul 01, Jan 02

Last Distribution

 01/07/20 (XD Date)
 28/08/20 (Pay Date)
 0.68(Distribution)

OCF

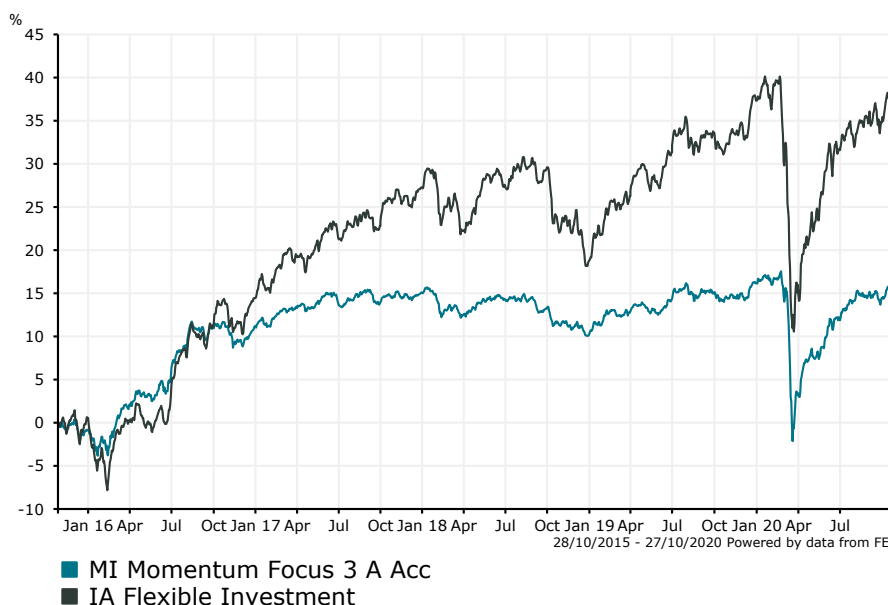
1.49 %

Fund Aim

The Momentum Focus 3 Fund aims to deliver a real return for investors over the medium to long term of CPI +3% net of fees, with anticipated volatility in the range of 4-7%. The Fund aims to operate within the 'low' risk profile as defined by Distribution Technology, the independent fund rating agency. The Fund will invest across a range of asset classes using third party investment funds, and is classified in the IA Flexible Investment sector. The minimum investment horizon for the Fund should be thought of as four years.

Sector: IA Flexible Investment

Performance


Morningstar Analyst Rating

N/A

FE Crown Rating

Discrete Performance - 12 months to 31/12/19

	2019	2018	2017	2016	2015
Fund	5.51	-4.32	3.52	12.17	-0.75
Stock Sector Average	15.66	-6.72	11.21	13.82	1.99

Cumulative Performance to 30/09/20

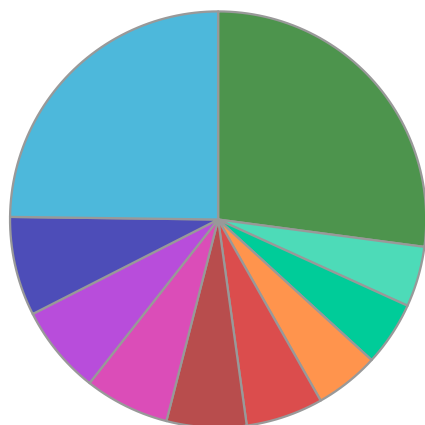
	1 Yr	2 Yrs	3 Yrs	4 Yrs	5 Yrs
Fund	-0.54	1.08	0.59	2.83	17.44
Stock Sector Average	0.88	4.15	9.75	21.30	41.26

Performance Analysis - Annualised 3 years

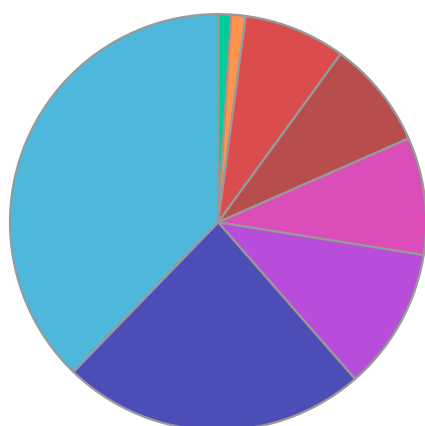
	Growth Rate %	Volatility	Alpha	Beta	Sharpe
Fund	0.20	7.43	-1.75	0.60	0.00
Stock Sector Average	3.15	11.00	0.00	1.00	0.00

MI Momentum Focus 3 A Acc

Fund Composition



	(%)
Global Index Linked	24.80
Cash & Cash Equivalents	7.70
Convertibles	6.90
Global Emerging Market Fixed Interest	6.60
UK Equities	6.20
Global Investment Grade Fixed Interest	6.00
Global High Yield Fixed Interest	5.00
Global Fixed Interest	5.00
Hedge	4.70
Others	27.10



	(%)
North America	37.76
UK	23.67
Global Emerging Markets	11.05
Europe ex UK	9.12
Others	8.38
Money Market	7.90
Asia Pacific ex Japan	1.11
Japan	1.01

Largest Holdings

Holdings	(%)
US TIPS 0.625% 02/15/43	11.90
UNITED STATES OF AMER TREAS NOTES 0.25% TB 15/01/25 USD1000	7.30
CHINOOK GLOBAL CONVERTIBLE BOND (GBP HEDGED)	5.80
UNITED STATES OF AMER TREAS BONDS 0.125% BDS 15/01/30 USD100	5.60
SEQUOIA ECONOMIC INFRASTRUCTURE INCOME	5.00

Holdings	(%)
ARTEMIS SHORT-DATED GLOBAL HIGH YIELD BOND (GBP HEDGED)	5.00
NEUBERGER BERMAN UNCORRELATED STRATEGIES	4.70
ISHARES EMERGING MARKETS GOVERNMENT BOND INDEX	4.40
ISHARES £ CORPORATE BOND 0-5YR	4.00
ISHARES PHYSICAL GOLD ETC	4.00

* Data supplied by fund managers regarding fixed interests funds may not specify yield type. As the provision of redemption yield is an FCA regulatory requirement Novia assumes these are used.

Important Information

Performance details and yields are as at 30/09/2020. Performance figures are inclusive of net reinvested income. Source: FE. This document is designed only for professional investors and experienced advisers. The value of investments and the income gained may fluctuate. Investors may not get back the full amount invested. Past performance is not a guide to the future.