

ASI SCorpBnd Pfm 1 Acc

Fund Information

Sector

IA Sterling Corporate Bond

Manager's Name

Adam Walker

Date Manager Appointed

Dec 2005

Launch Date

Jul 2011

Fund Size(£m)

£216.60

Yield* (See page2)

2.59 %

XD Dates

Sep 01, Jun 01, Mar 02, Dec 02

Last Distribution

01/09/20 (XD Date)

30/10/20 (Pay Date)

1.35(Distribution)

OCF

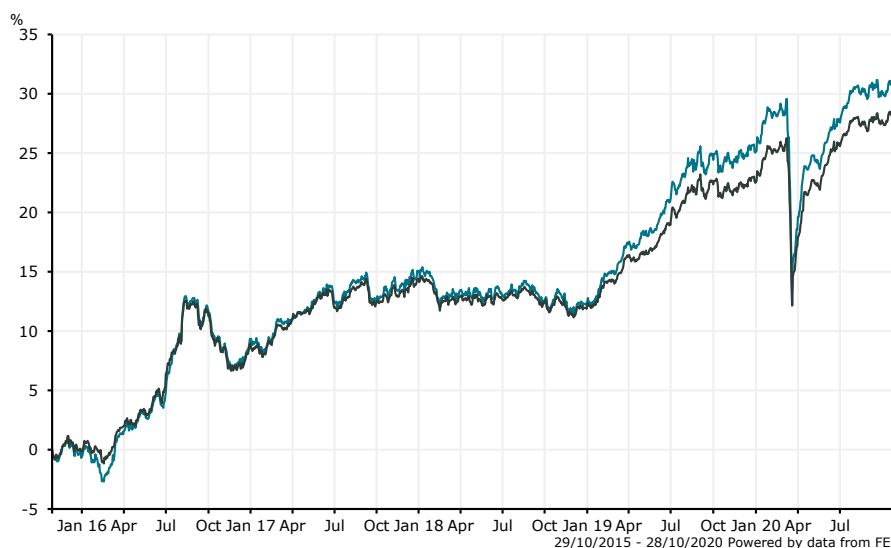
0.66 %

Fund Aim

To generate income and some growth over the long term (5 years or more) by investing in Sterling-denominated investment grade corporate bonds.

Sector: IA Sterling Corporate Bond

Performance



■ ASI SCorpBnd Pfm 1 Acc
■ IA Sterling Corporate Bond

Morningstar Analyst Rating
N/A

FE Crown Rating
★★★★★

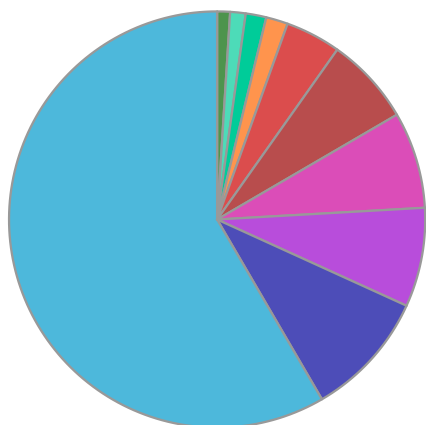
Discrete Performance - 12 months to 31/12/19					
	2019	2018	2017	2016	2015
Fund	11.47	-2.46	5.18	10.10	-1.57
Stock Sector Average	9.49	-2.22	5.06	9.08	-0.27

Cumulative Performance to 30/09/20					
	1 Yr	2 Yrs	3 Yrs	4 Yrs	5 Yrs
Fund	4.29	15.71	15.87	16.43	31.11
Stock Sector Average	4.21	13.60	13.72	14.41	28.39

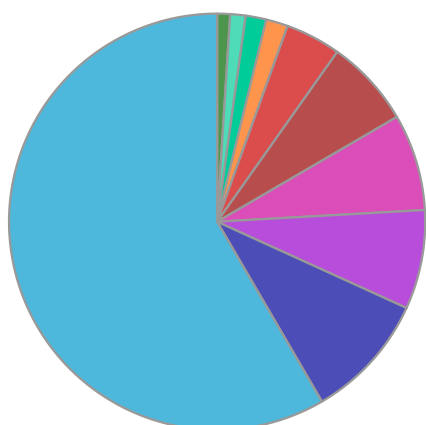
Performance Analysis - Annualised 3 years					
	Growth Rate %	Volatility	Alpha	Beta	Sharpe
Fund	5.03	6.46	0.04	1.14	0.24
Stock Sector Average	4.38	5.61	0.00	1.00	0.16

ASI SCorpBnd Pfm 1 Acc

Fund Composition



	(%)
UK Corporate Fixed Interest	58.40
US Corporate Fixed Interest	9.80
Dutch Corporate Fixed Interest	7.70
Money Market	7.50
UK Corporate Fixed Interest	6.80
French Corporate Fixed Interest	4.30
German Corporate Fixed Interest	1.70
Danish Corporate Fixed Interest	1.60
American Emerging Corporate Fixed Interest	1.20
Belgian Corporate Fixed Interest	1.00



	(%)
UK	58.40
USA	9.80
Netherlands	7.70
Money Market	7.50
Jersey	6.80
France	4.30
Germany	1.70
Denmark	1.60
Cayman Islands	1.20
Belgium	1.00

Largest Holdings

Holdings	(%)
E.ON INTERNATIONAL FINANCE 6.75% MTN 27/01/39 GBP50000	1.60
INNOGY FINANCE 6.125% 2039	1.40
PREMIERTEL CLS`B`6.175% BDS 8/5/32 GBP1000	1.30
AT&T INC 5.2% NTS 18/11/33 GBP350000000	1.20
GATWICK 5.75% 2037	1.20

Holdings	(%)
LONGSTONE FINANCE 4.896% 2031	1.10
IMPERIAL TOBACCO 5.5% 2026	1.10
TELEREAL SECURITISATION 6.1645% AST BKD BDS 10/12/31 GBP1000`B4`	1.00
NGG FINANCE 5.625% RESET CAP SEC 18/06/73 GBP100000	1.00
WM MORRISON SUPERMARKETS 3.5% 2026	1.00

* Data supplied by fund managers regarding fixed interests funds may not specify yield type. As the provision of redemption yield is an FCA regulatory requirement Novia assumes these are used.

Important Information

Performance details and yields are as at 30/09/2020. Performance figures are inclusive of net reinvested income. Source: FE. This document is designed only for professional investors and experienced advisers. The value of investments and the income gained may fluctuate. Investors may not get back the full amount invested. Past performance is not a guide to the future.