

## BlackRock UK Equity D Acc

### Fund Information

**Sector**

IA UK All Companies

**Manager's Name**

 Luke Chappell  
 Nicholas Little  
 Matthew Betts

**Date Manager Appointed**

Sep 2016

**Launch Date**

Jul 2011

**Fund Size (£m)**

£437.45

**Yield\*** (See page2)

1.58 %

**XD Dates**

Sep 01, Mar 02, Feb 28

**Last Distribution**

 01/09/20 (XD Date)  
 02/11/20 (Pay Date)  
 66.77(Distribution)

**OCF**

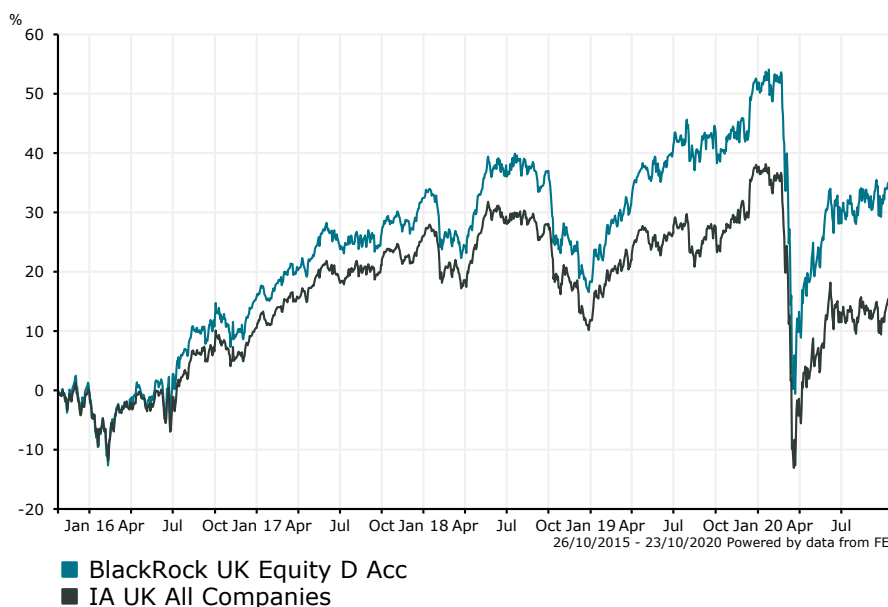
0.91 %

### Fund Aim

The Fund aims to provide a return on your investment (generated through an increase to the value of the assets held by the Fund and/or income received from those assets). The Fund will invest at least 80% of its total assets in the equity securities (e.g. shares) of United Kingdom companies. The Fund may invest in all economic sectors within the United Kingdom. The Fund is actively managed and the investment adviser has discretion to select the Fund's investments and in doing so may take into consideration the FTSE All-Share TR Index.

**Sector:** IA UK All Companies

### Performance


**Morningstar Analyst Rating**

N/A

**FE Crown Rating**

**Discrete Performance - 12 months to 31/12/19**

	2019	2018	2017	2016	2015
Fund	27.30	-10.60	14.66	14.79	6.32
Stock Sector Average	22.24	-11.19	13.99	10.82	4.86

**Cumulative Performance to 30/09/20**

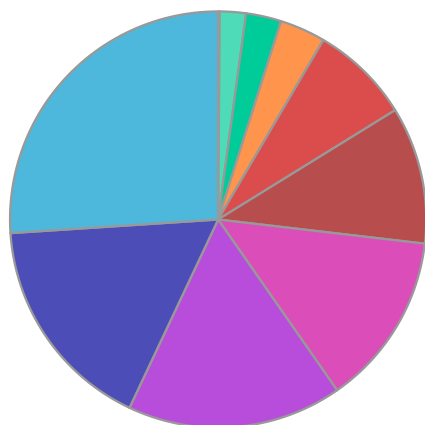
	1 Yr	2 Yrs	3 Yrs	4 Yrs	5 Yrs
Fund	-8.80	-3.87	4.36	18.75	38.41
Stock Sector Average	-12.76	-12.78	-7.95	4.61	16.90

**Performance Analysis - Annualised 3 years**

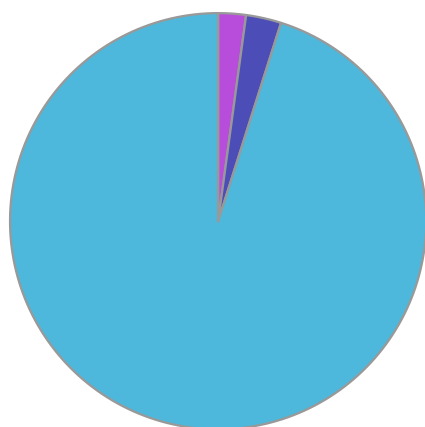
	Growth Rate %	Volatility	Alpha	Beta	Sharpe
Fund	1.43	16.23	4.05	0.95	0.00
Stock Sector Average	-2.72	16.89	0.00	1.00	-0.01

**BlackRock UK Equity D Acc**

**Fund Composition**



	(%)
Consumer Services	26.04
Financials	16.95
Industrials	16.69
Consumer Goods	13.46
Health Care	10.66
Basic Materials	7.75
Oil & Gas	3.55
Money Market	2.74
Technology	2.02
Telecommunications	0.13



	(%)
UK Equities	95.11
Money Market	2.74
US Equities	2.15

**Largest Holdings**

Holdings	(%)
ASTRAZENECA PLC	7.41
RIO TINTO	6.34
RELX PLC	6.12
FERGUSON PLC	4.51
RECKITT BENCKISER GROUP PLC	4.45

Holdings	(%)
LONDON STOCK EXCHANGE GROUP	4.38
NEXT	4.19
BRITISH AMERICAN TOBACCO	3.98
3I GROUP PLC	3.65
RIGHTMOVE PLC	3.49

\* Data supplied by fund managers regarding fixed interests funds may not specify yield type. As the provision of redemption yield is an FCA regulatory requirement Novia assumes these are used.

**Important Information**

Performance details and yields are as at 30/09/2020. Performance figures are inclusive of net reinvested income. Source: FE. This document is designed only for professional investors and experienced advisers. The value of investments and the income gained may fluctuate. Investors may not get back the full amount invested. Past performance is not a guide to the future.